

A Shot in the Arm For Long-Term Care Facilities? Early Lessons from the COVID-19 Vaccine Rollout to High Priority Populations

January 14, 2021

KFF

Filling the need for trusted information on national health issues.

Agenda

Introduction

- Tricia Neuman, Senior Vice President and Executive Director of the Program on Medicare Policy, KFF

Panelists

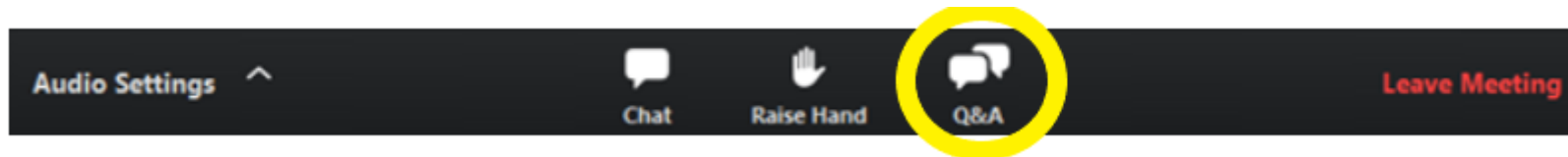
- **Priya Chidambaram**, Senior Policy Analyst, KFF
- **Rachel Garfield**, Vice President and Co-Director, Program on Medicaid and the Uninsured, KFF
- **Mark Parkinson** is the President and CEO of the American Health Care Association, which represents over 14,000 skilled nursing facilities and assisted living centers. Previously he served as the Governor of Kansas;
- **Nicole Howell** is Executive Director for the California-based Ombudsman Services of Contra Costa, Solano, and Alameda Counties, which advocates for long-term care residents;
- **Rina Shah** is the Group Vice President of Pharmacy Operations & Services at Walgreens. Walgreens is part of the federal Pharmacy Partnership for Long-Term Care (LTC) that is facilitating on-site vaccination of residents and staff at more than 75,000 enrolled long-term care facilities (LTCFs) nationwide;
- **Matt Yarnell** is the national chair of SEIU's Nursing Home Council, representing the 150,000 SEIU members who work in skilled nursing facilities. He is a former nursing home worker himself and President of SEIU Healthcare Pennsylvania.

Q&A



Submit Questions for Q&A

Attendee audio and video is turned off, so if you would like to submit a question for the panelists, please click on the Q&A button at the bottom of your screen:

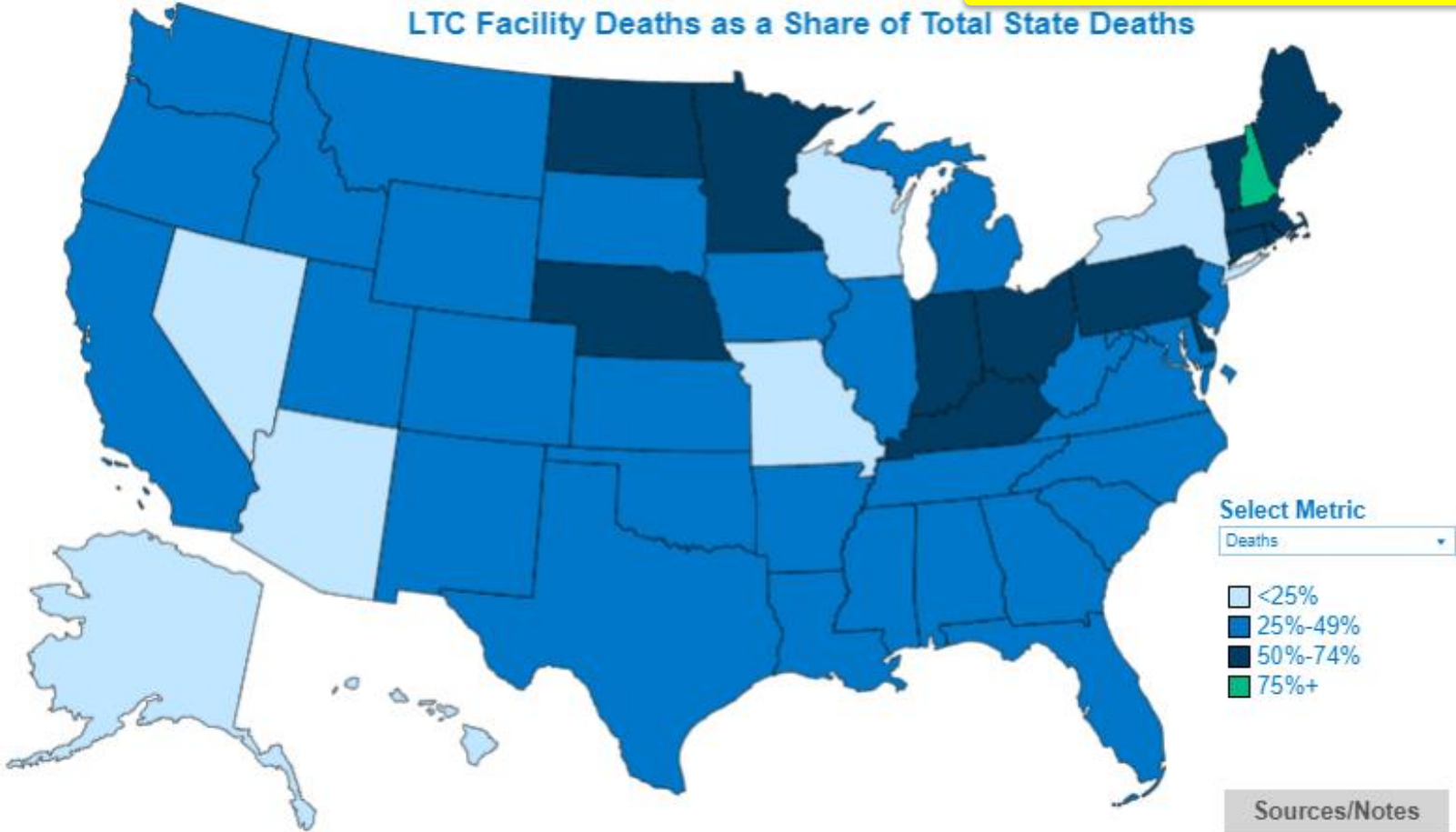


You can submit questions for the Q&A session at any time during the webinar; we will answer as many as we can after the presentation.

Figure 1

Long-term care deaths account for disproportionate share of all COVID-19 deaths

United States	Facilities with Known Cases 30,802	Cases 1,101,783	Deaths 131,178	LTC Cases (% of Total Cases) 6%	LTC Deaths (% of Total Deaths) 38%
---------------	---------------------------------------	--------------------	-------------------	---------------------------------------	--



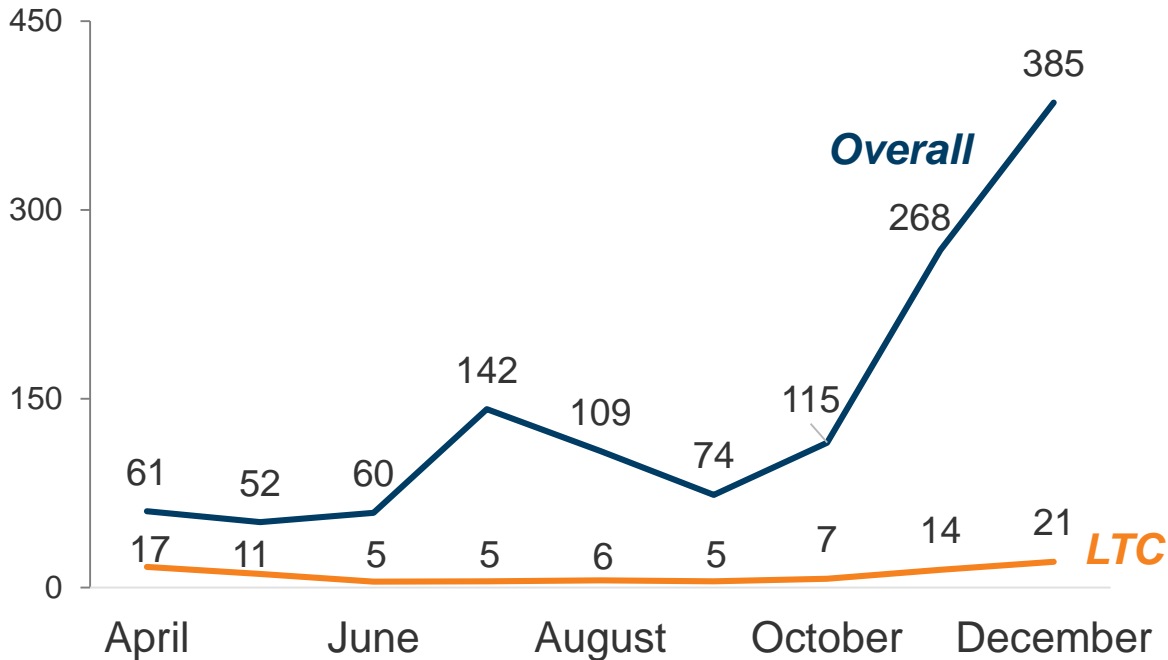
LTC Cases account for 6% of all coronavirus cases

LTC Deaths account for 38% of all COVID-19 deaths

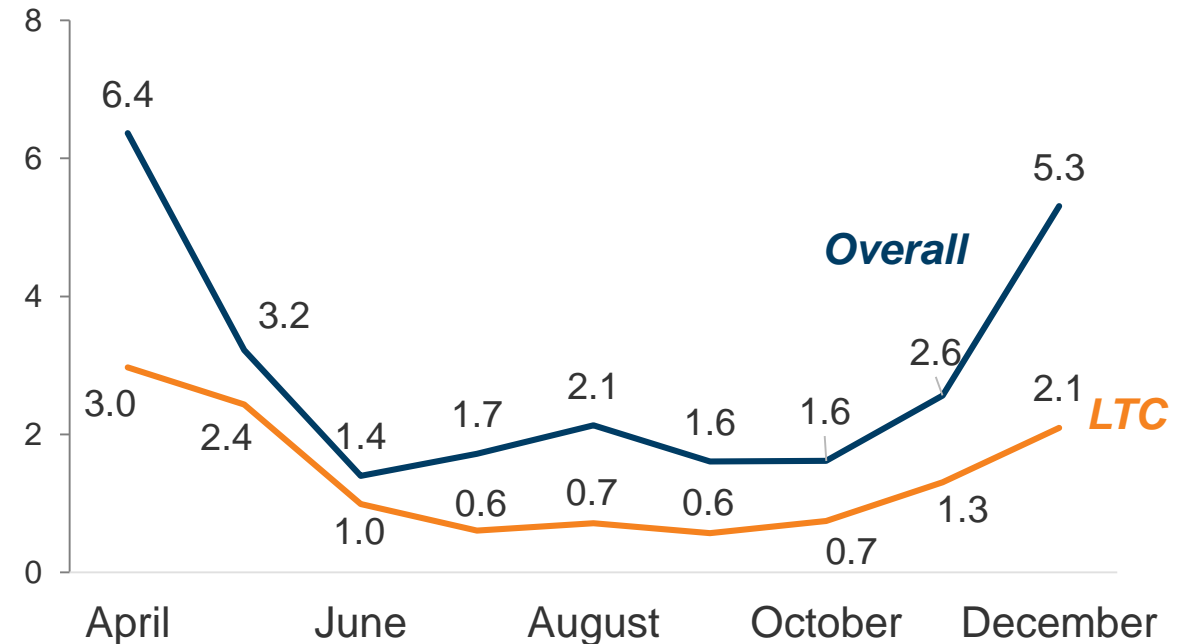
Figure 2

New cases and deaths in long-term care facilities have been on the rise since September, mirroring overall trends

Average New **Cases** Per Week Per 100,000 US Residents, By Month



Average New **Deaths** Per Week Per 100,000 US Residents, By Month



NOTES: Data for both LTC and Overall calculations include only data from states in which LTC data is available. Data is current as of the week of December 27th, 2020. See methods for more details on how these values were calculated. Population data is from 2019 US Census Bureau Estimates. US New Weekly Cases and Deaths data is based on analysis of COVID Tracking Project cases and deaths data.

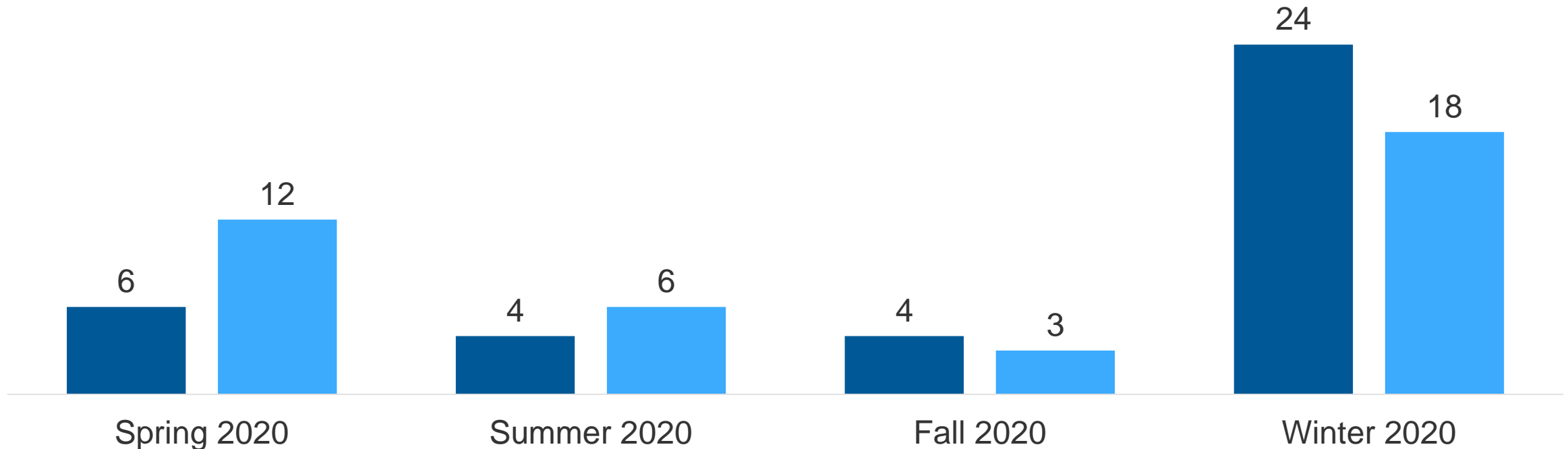
Figure 3

State-level analysis reveals that most states had their highest new long-term care cases and deaths in December 2020

of States That Reported Highest New Cases/Deaths

■ Long-Term Care Cases (n=38 states)

■ Long-Term Care Deaths (n=39 states)



NOTES: Classifications are limited by when states are reporting data. Spring 2020 = April or May 2020 (32 states with available data). Summer 2020= June, July, or August 2020 (36 states with available data). Fall 2020 = September, October, or November 2020 (38 states with available data). Winter 2020 = December 2020 (38 states with available data). Washington DC is included in the count of 6 states that reported highest cases/deaths in Spring 2020.

SOURCE: Priya Chidambaram and Rachel Garfield, Patterns in COVID-19 Cases and Deaths in Long-Term Care Facilities in 2020



Now that the LTCF vaccination efforts are underway, what are we watching?

- Do LTCF vaccination rates vary across states? By type of facility?
- Do LTCF vaccination rates vary by the race/ethnicity of residents and staff?
- What are the characteristics of LTCFs with high or low rates of vaccinations?
- How long will it take to vaccinate residents and staff in ALFs and in other residential settings?
- What short-term and long-term impacts will the vaccine have on cases and deaths in long-term care facilities?

Contact Information and Additional Resources

Ashley Joyce

Communications Associate, DC

Email: ajoyce@kff.org

Phone: (202) 654-1348

An archived version of the webinar will be posted online later today. We will notify attendees by email when it is available.

For more data analysis on the COVID-19 vaccine rollout, visit our website:

KFF.org