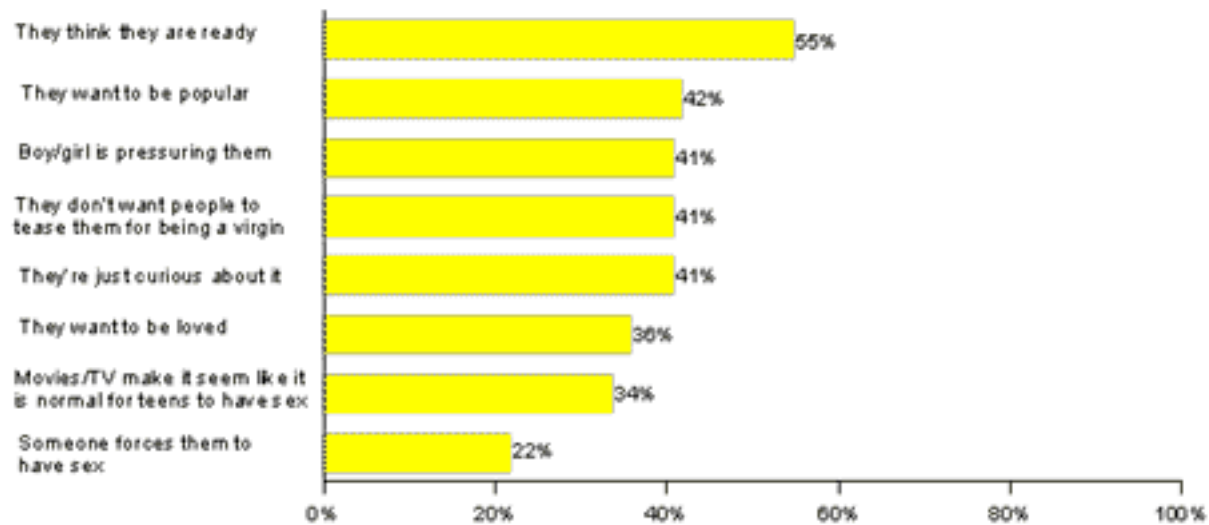


CHART 1

Profile of Respondents

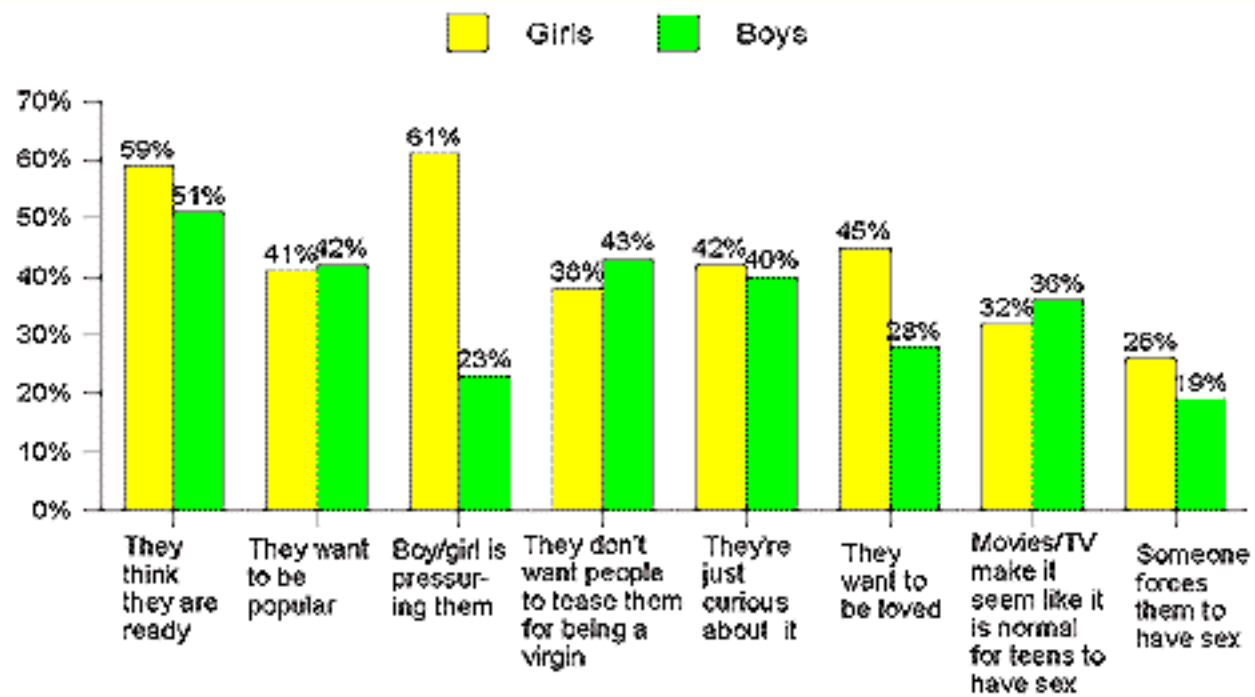
- ▶ 1510 respondents (753 boys and 757 girls) nationally-representative
- ▶ Ages 12 to 18
- ▶ 79% White, 15% Black, 12% Hispanic
- ▶ 50% with household incomes \$50,000 or under (30% with household incomes \$30,000 or under)
- ▶ 96% currently in school
- ▶ 50% say they get at least As and Bs in school (85% at least Bs and Cs)
- ▶ 29% have had sex
 - 48% use birth control all the time
 - 24% use birth control most of the time
 - 11% do not use birth control at all
 - 45% of girls who have had sex have had a pregnancy test
- ▶ 4% of respondents have at least one child

CHART 2
Teens' Views on Why Teens Have Sex



Source: Kaiser Family Foundation Survey on Teens and Sex, June 1996

CHART 3
 Girls' and Boys' Views Differ on
 Why Teens Have Sex

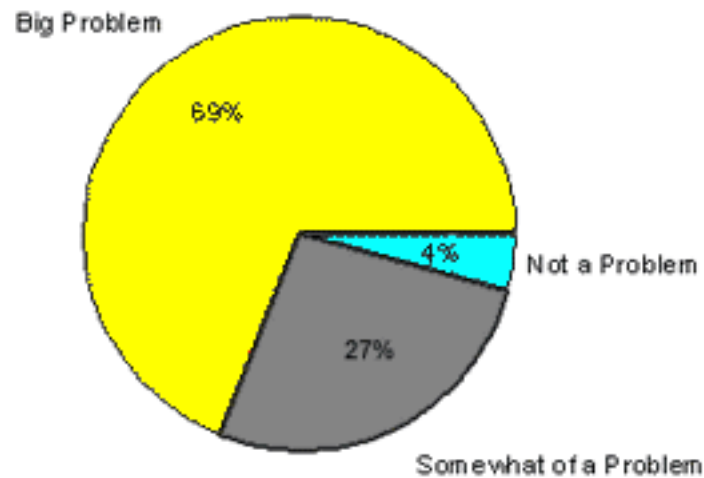


Source: Kaiser Family Foundation Survey on Teens and Sex, June 1996

CHART 4

Teens Think Teen Pregnancy “Big” Problem

Views on the Scope of the Unplanned Pregnancy Problem

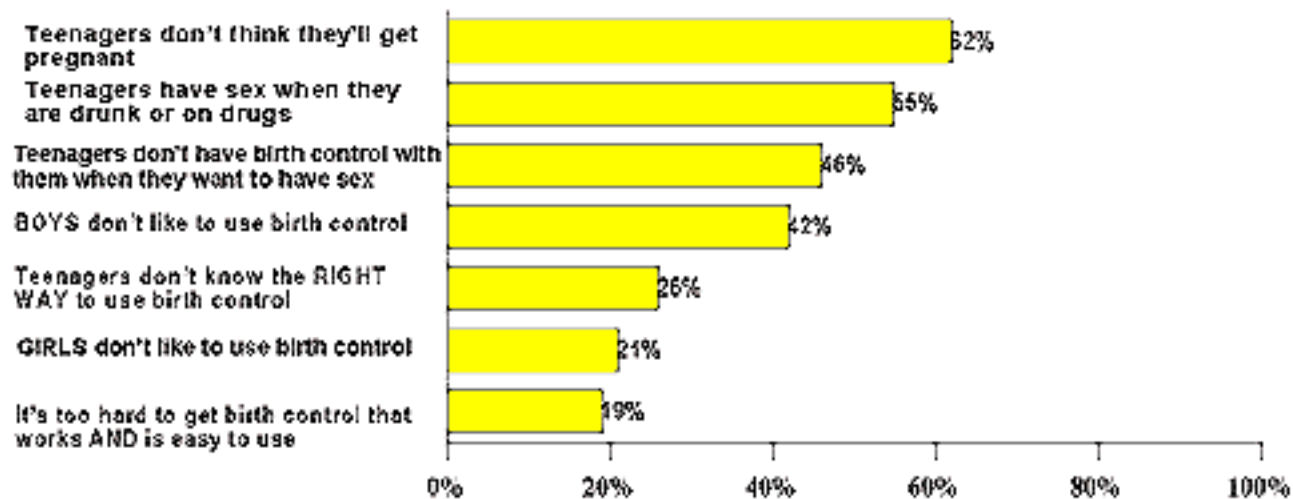


Source: Kaiser Family Foundation Survey on Teens and Sex, June 1996

CHART 5

Teens Often Face Difficult Situations When Sex is Involved

% of Teens Who Say Teens Have Unplanned Pregnancies Because...



Source: Kaiser Family Foundation Survey on Teens and Sex, June 1996

CHART 6

Teens Underestimate Consequences of Getting Pregnant or Getting a Girl Pregnant

Perception

- ▶ 94% believe they would stay in school
- ▶ 51% believe they would marry the mother/father
- ▶ 26% believe they would need welfare
- ▶ 32% believe they would consider abortion

Source: Kaiser Family Foundation Survey on Teens and Sex, June 1996

Fact

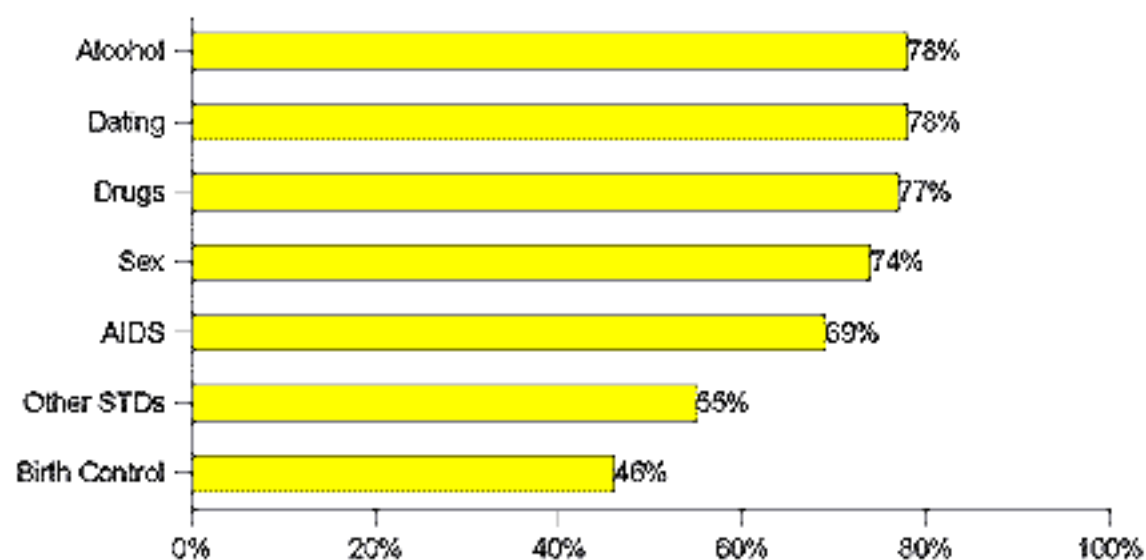
- ▶ 70% eventually complete high school
- ▶ 81% of teenage births are out of wedlock
- ▶ 56% need public assistance to cover cost of delivery and about 1/4 of teen mothers receive public assistance by their early 20s
- ▶ 50% of pregnancies to unmarried teens end in abortion

Source: Sex and America's Teenagers, The Alan Guttmacher Institute 1994

CHART 7

Most Teens Say They Talk to Their Parents about Sex, But Fewer Have Discussed Birth Control and STDs

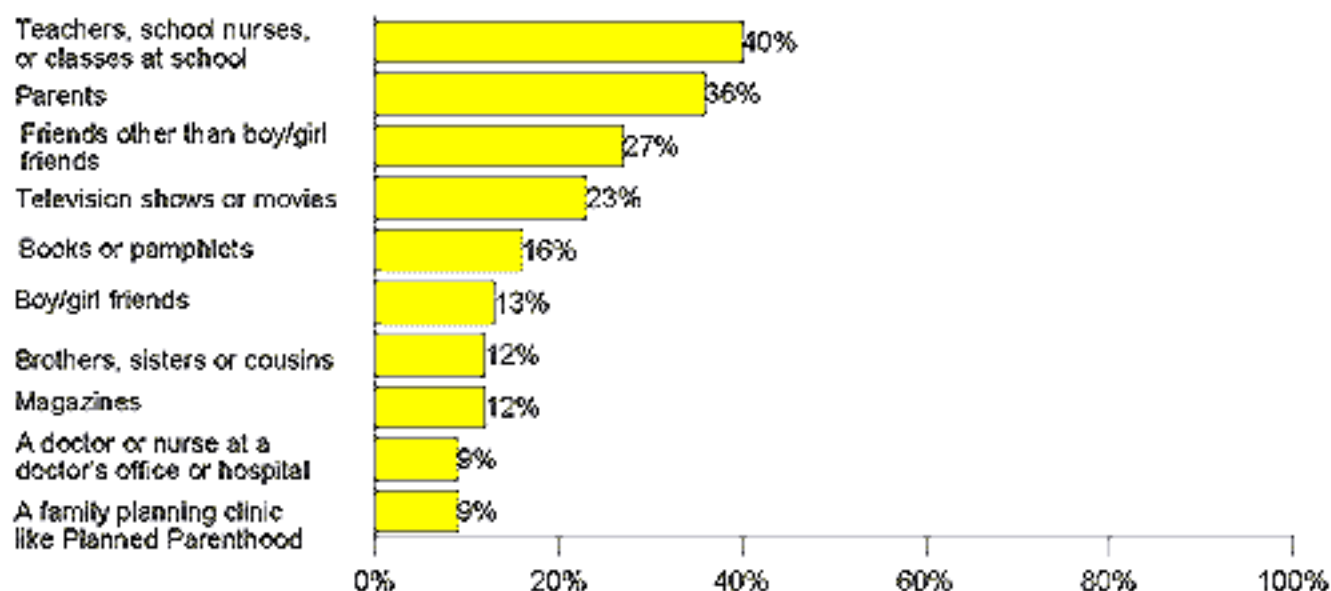
Percentage of Teens Who Say They Have Talked to a Parent About ...



Source: Kaiser Family Foundation Survey on Teens and Sex, June 1996

CHART 8

Sources From Which Teens Have Learned "A Lot" about Pregnancy and Birth Control

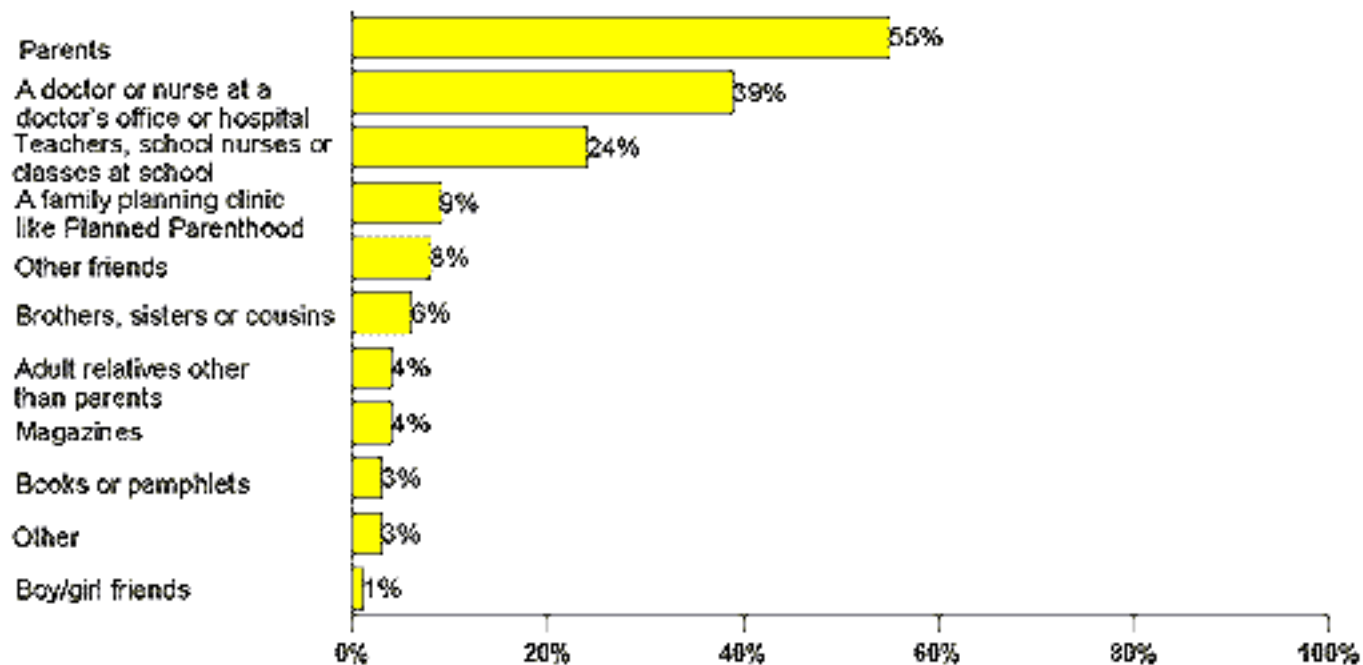


Total exceeds 100% due to multiple responses.

Source: Kaiser Family Foundation Survey on Teens and Sex, June 1996

CHART 9
Sources of Information on Sex and
Birth Control Teens Say Are Reliable

When Asked to Name the One or Two Sources They Find Most Complete and
Reliable, Teens Say ...

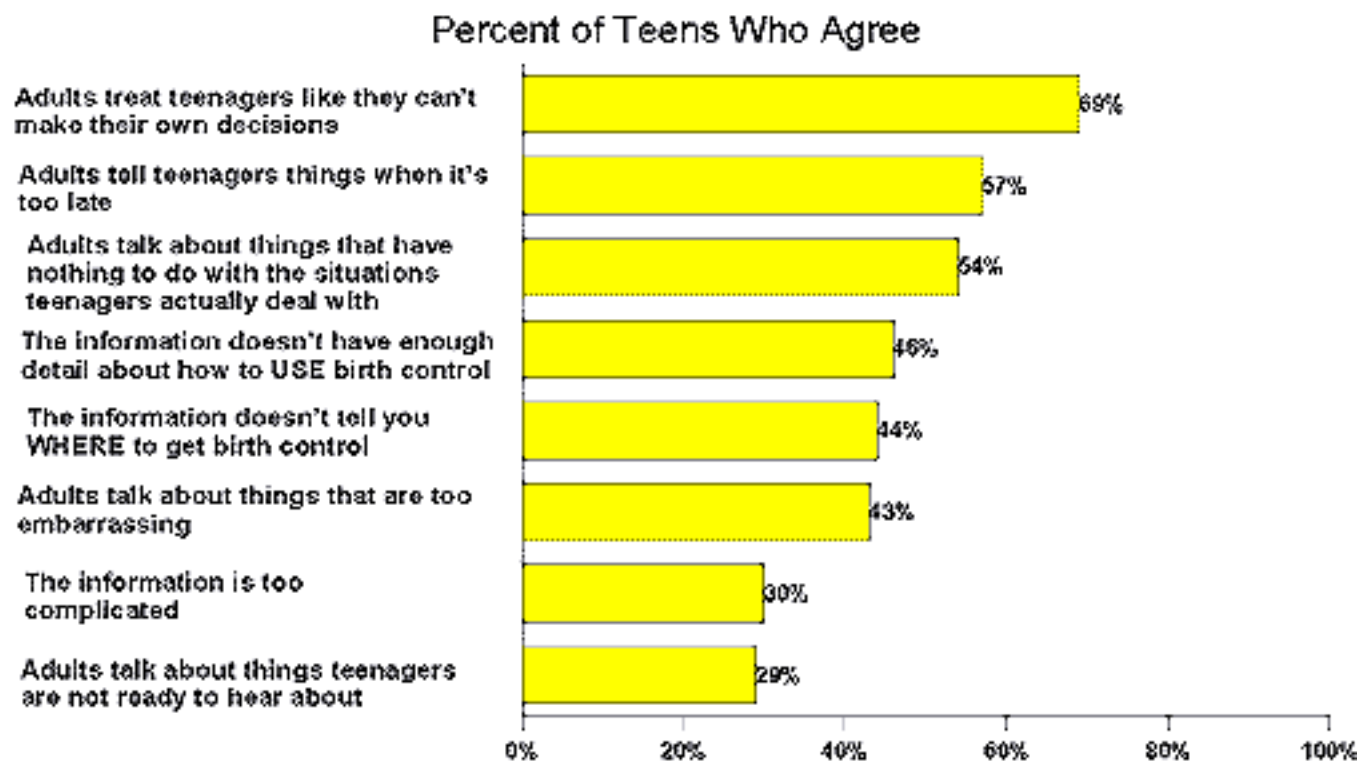


Total exceeds 100% due to multiple responses.

Source: Kaiser Family Foundation Survey on Teens and Sex, June 1996

CHART 10

Teens' Views on Problems with the Way They Get Information on Sex and Birth Control



Source: Kaiser Family Foundation Survey on Teens and Sex, June 1996

CHART 11

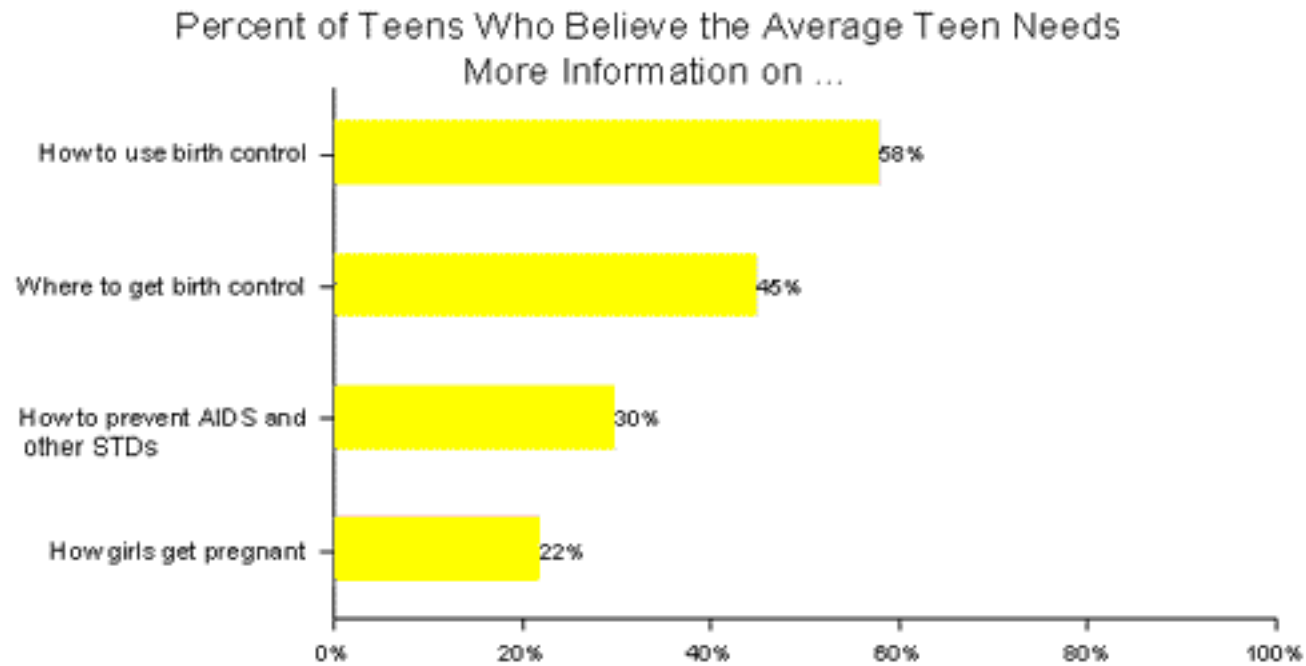
Teens Worry That They Will Get Pregnant, Get AIDS, Get an STD

- ▶ 55% of teens who have had sex worry they'll get pregnant or get a girl pregnant
- ▶ 52% of teens who have had sex worry about getting AIDS some day
- ▶ 52% of teens who have had sex worry about getting some other STD

Source: Kaiser Family Foundation Survey on Teens and Sex, June 1996

CHART 12

Teens Say Teens Need Information on How to Use and Where to Get Birth Control

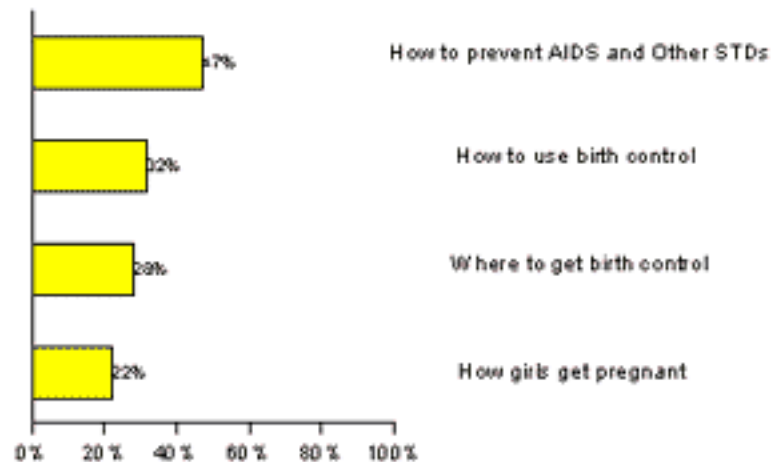


Source: Kaiser Family Foundation Survey on Teens and Sex, June 1996

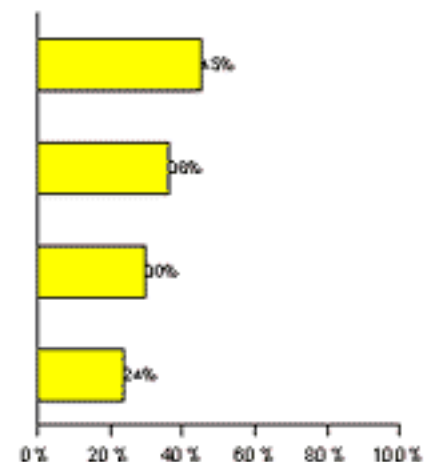
CHART 13

Many Teens Say They Personally Need More Information

Percent of all Teens Who Say They Personally Need More Information on ...



Percent of Teens Who Have Had Sex and Who Say They Personally Need More Information on ...



Source: Kaiser Family Foundation Survey on Teens and Sex, June 1996