


Climate and Health in California:

Challenges and Next Steps for the Golden State

#KFFLIVE

KFF
HENRY J. KAISER
FAMILY FOUNDATION



KFF/Washington Post Climate Change Survey Selected Findings

Liz Hamel

Vice President and Director, Public Opinion and Survey Research

November 21, 2019



Filling the need for trusted information on national health issues.

About the Climate Change Survey

- Online and phone interviews using probability-based AmeriSpeak panel
- N=2,293 adults and 629 teens ages 13-17
- Regional oversamples:
 - Southwest (CA, AZ, NM, NV, UT, CO)
 - Upper mountain west/Midwest (MN, ND, SD, MT, ID)
 - Southeast/gulf coast (FL, GA, SC, NC, AL, MS, LA, TX gulf counties)
 - Upper Northeast (ME, NH, VT, MA, RI, CT, NY, NJ)
- All data weighted to match national Census demographics

5 Survey Takeaways

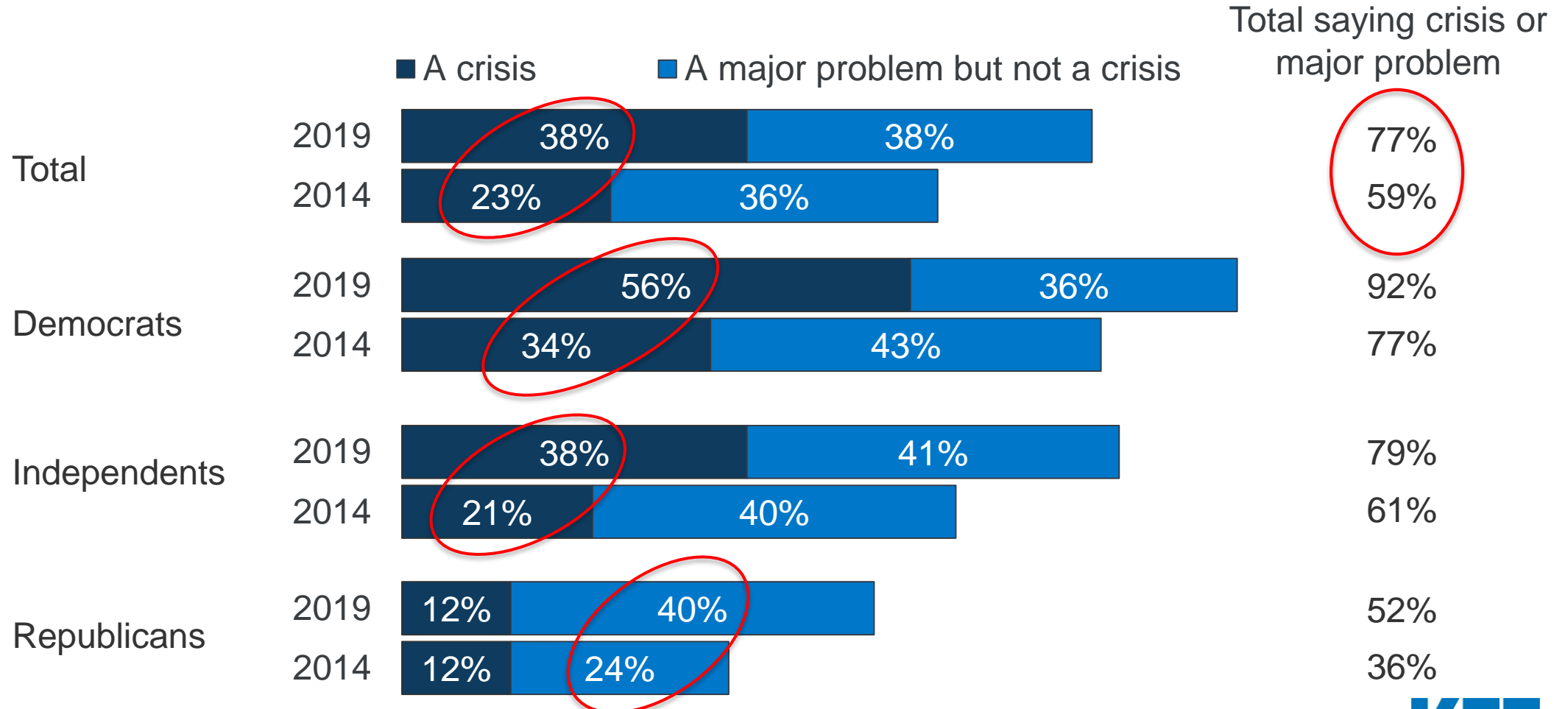
- Signs of **increasing urgency**, but **partisan differences** run deep
- Climate change is **not a frequent topic of conversations**, and **knowledge is mixed**
- The public **worries** about the health effects of climate change, but is **skeptical of the cost of government intervention**
- U.S. adults **support various policies** to address climate change, but **few are willing to make personal sacrifices** in the form of higher gas/electricity taxes
- Nationally and across regions, **partisans have very different views of severe weather events** and the role climate change plays

5 Survey Takeaways

- Signs of **increasing urgency**, but **partisan differences** run deep
- Climate change is **not a frequent topic of conversations**, and **knowledge is mixed**
- The public **worries** about the health effects of climate change, but is **skeptical of the cost of government intervention**
- U.S. adults **support various policies** to address climate change, but **few are willing to make personal sacrifices** in the form of higher gas/electricity taxes
- Nationally and across regions, **partisans have very different views of severe weather events** and the role climate change plays

Share Seeing Climate Change as a Crisis Increased Since 2014

Percent who say that climate change is best described as...

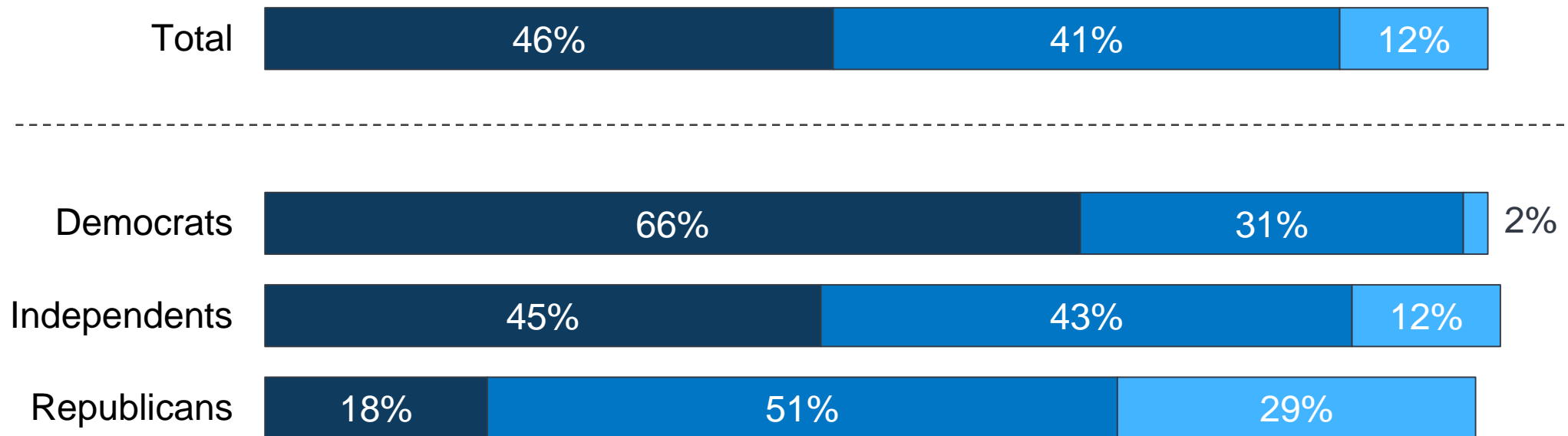


SOURCE: KFF/Washington Post Climate Change Survey (conducted Jul. 9-Aug. 5, 2019); PRRI/AAR Religion, Values, and Climate Change Survey (conducted Sept. 18-Oct. 8, 2014). See topline for full question wording and response options.

Partisans Divide On Drastic Vs. Gradual Reduction In Use Of Fossil Fuels

Percent who say, in order to prevent the worst effects of climate change...

- The U.S. needs to drastically reduce its fossil fuel use in the next few years
- The U.S. needs to gradually reduce its fossil fuel use over the next few decades
- The U.S. does not need to reduce its fossil fuel use to deal with climate change



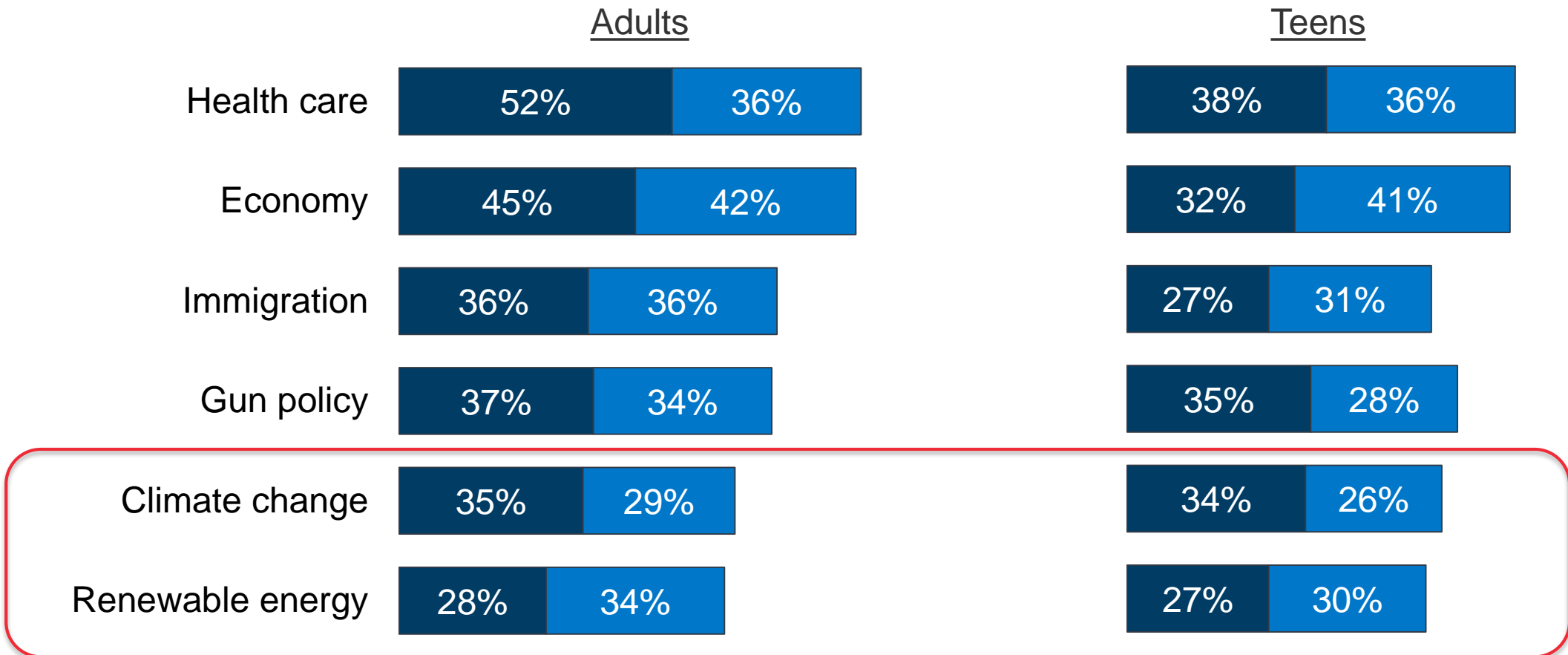
SOURCE: KFF/Washington Post Climate Change Survey (conducted Jul. 9-Aug. 5, 2019). See topline for full question wording and response options.

5 Survey Takeaways

- Signs of **increasing urgency**, but **partisan differences** run deep
- Climate change is **not a frequent topic of conversations**, and **knowledge is mixed**
- The public **worries** about the health effects of climate change, but is **skeptical of the cost of government intervention**
- U.S. adults **support various policies** to address climate change, but **few are willing to make personal sacrifices** in the form of higher gas/electricity taxes
- Nationally and across regions, **partisans have very different views of severe weather events** and the role climate change plays

Climate Change One Of Many Important Issues For Both Adults And Teens

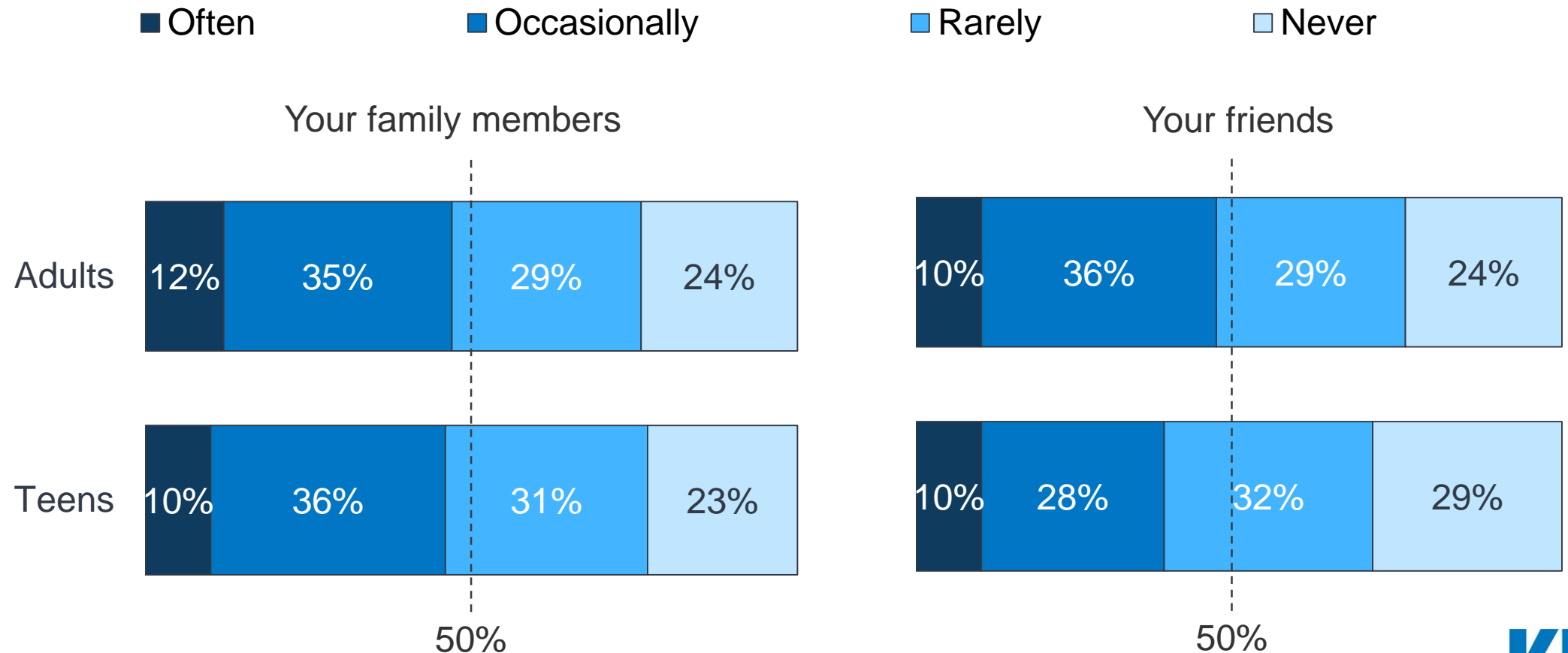
Percent who say each of the following issues is **extremely important** or **very important** to them personally:



SOURCE: KFF/Washington Post Climate Change Survey (conducted Jul. 9-Aug. 5, 2019). See topline for full question wording and response options.

Most Adults And Teens Say They Rarely Or Never Discuss Climate Change With Family And Friends

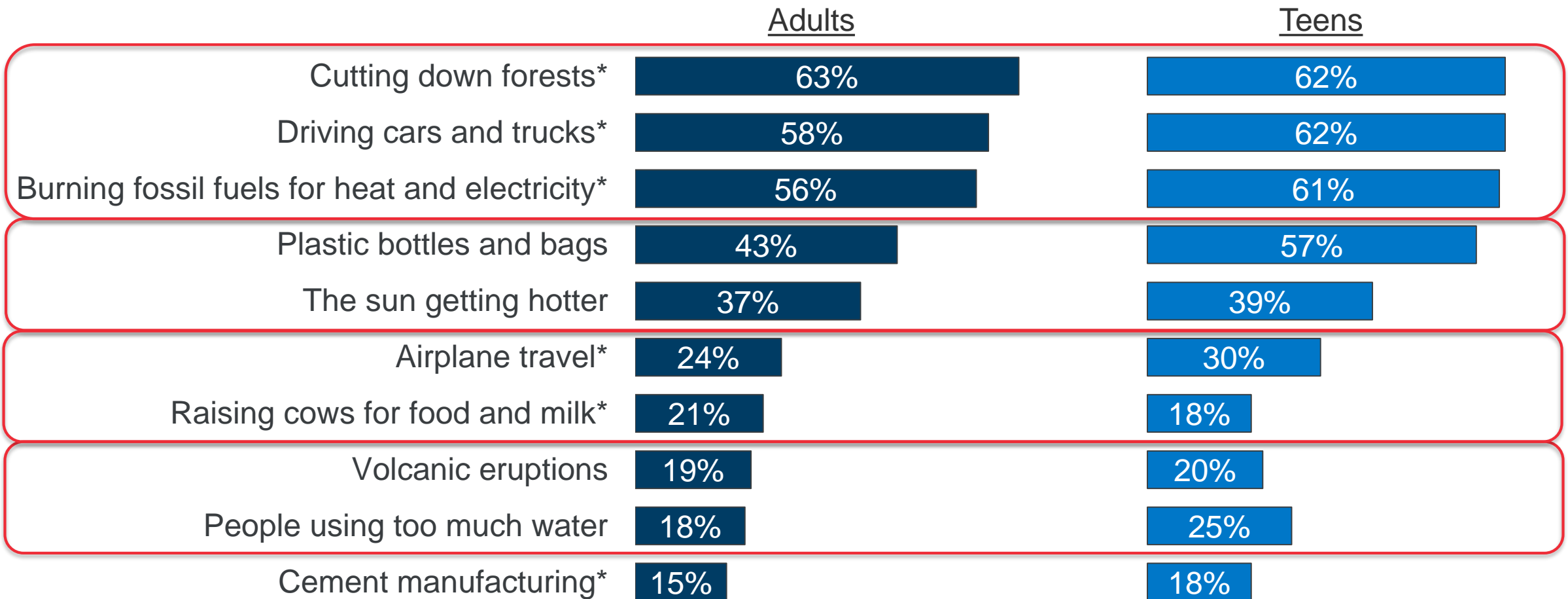
How often do you **discuss climate change or global warming** with each of the following?



SOURCE: KFF/Washington Post Climate Change Survey (conducted Jul. 9-Aug. 5, 2019). See topline for full question wording and response options.

Knowledge About Major Climate Change Contributors Is Mixed

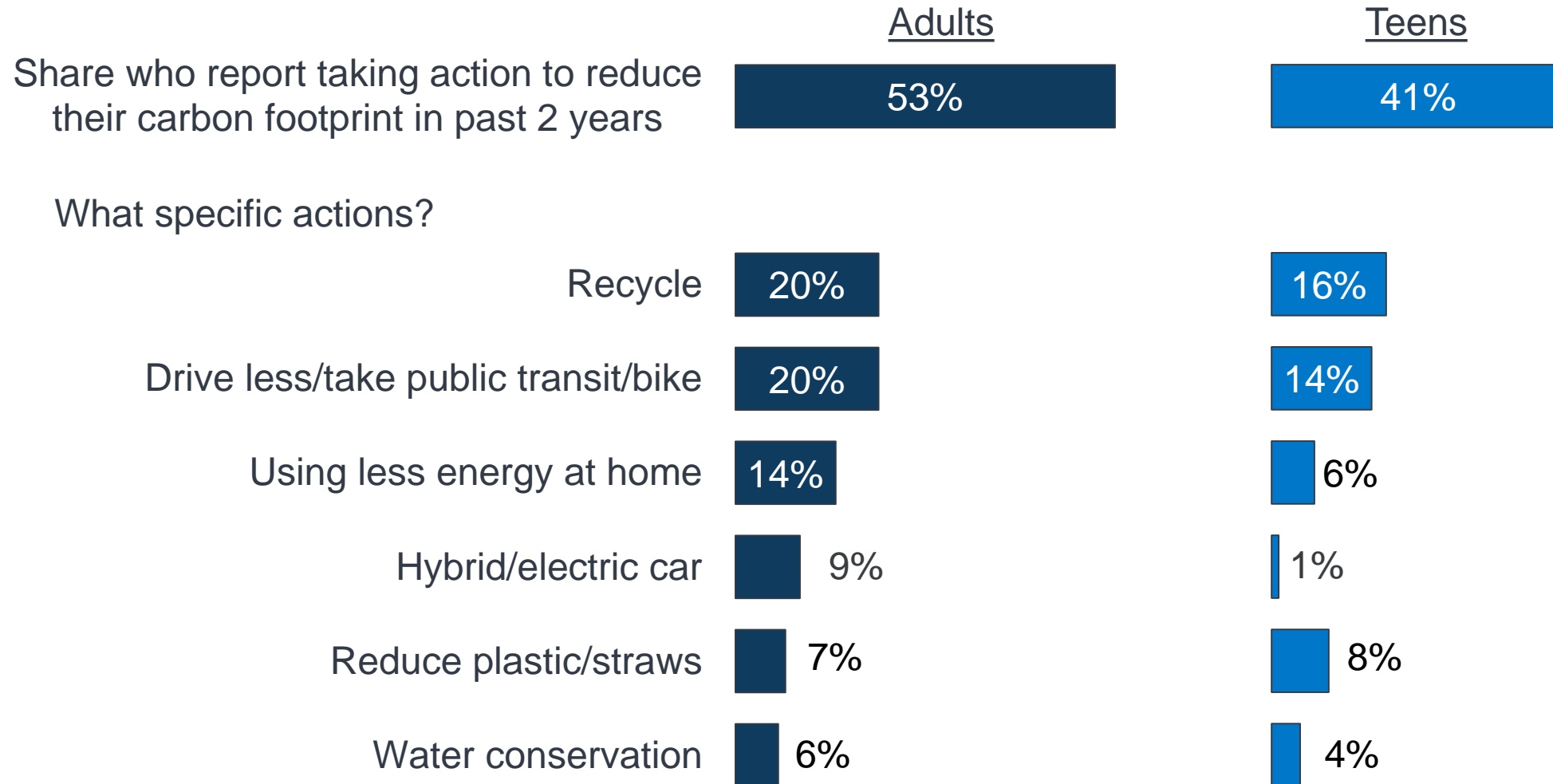
Percent who say each of the following is a **major contributor** to global warming and climate change:



NOTE: *Indicates actual major contributors to global warming and climate change.

SOURCE: KFF/Washington Post Climate Change Survey (conducted Jul. 9-Aug. 5, 2019). See topline for full question wording and response options.

About Half Of Adults, Four In Ten Teens Report Taking Actions To Reduce Carbon Footprint



NOTE: Percentages based on total, multiple responses allowed.

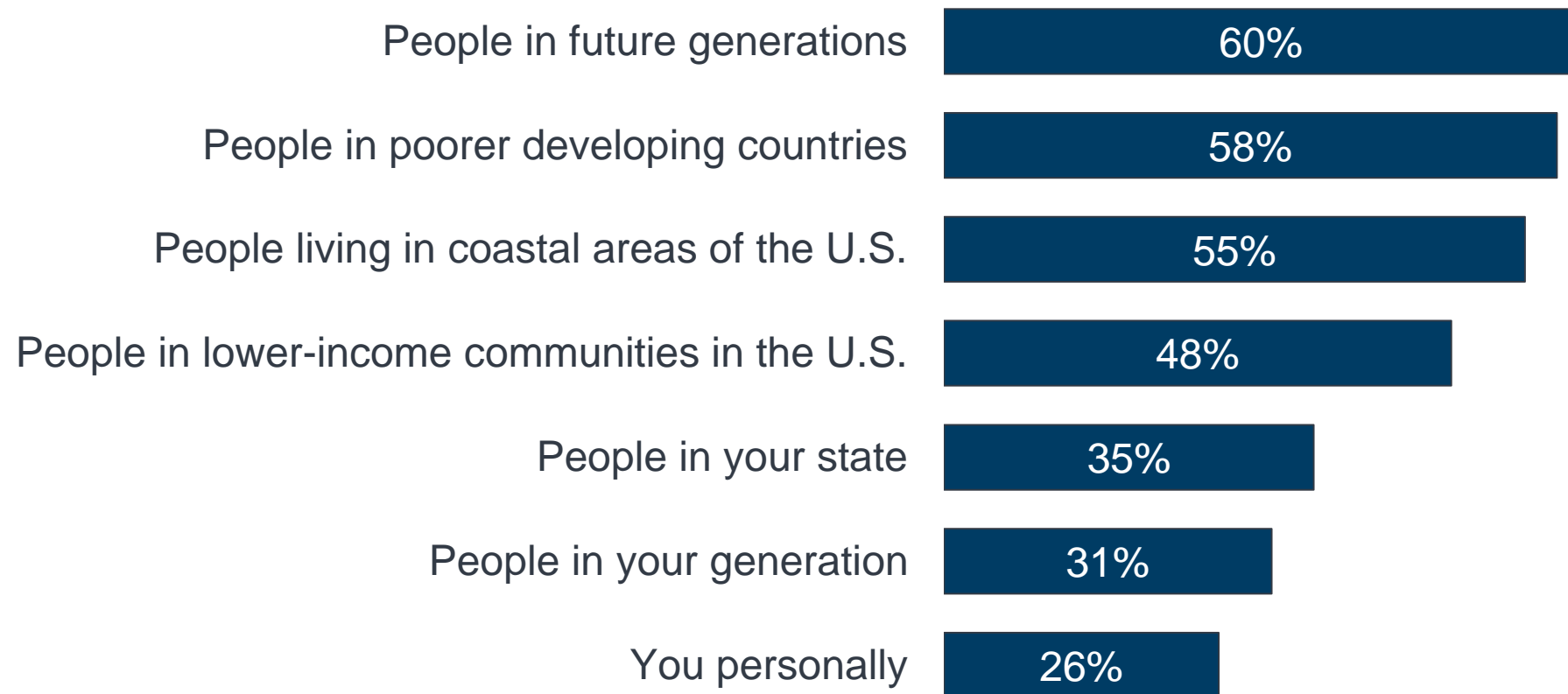
SOURCE: KFF/Washington Post Climate Change Survey (conducted Jul. 9-Aug. 5, 2019). See topline for full question wording and response options.

5 Survey Takeaways

- Signs of **increasing urgency**, but **partisan differences** run deep
- Climate change is **not a frequent topic of conversations**, and **knowledge is mixed**
- The public **worries** about the health effects of climate change, but is **skeptical of the cost of government intervention**
- U.S. adults **support various policies** to address climate change, but **few are willing to make personal sacrifices** in the form of higher gas/electricity taxes
- Nationally and across regions, **partisans have very different views of severe weather events** and the role climate change plays

Many Say Climate Change Will Hurt Various Groups; Fewer Expect Personal Harm

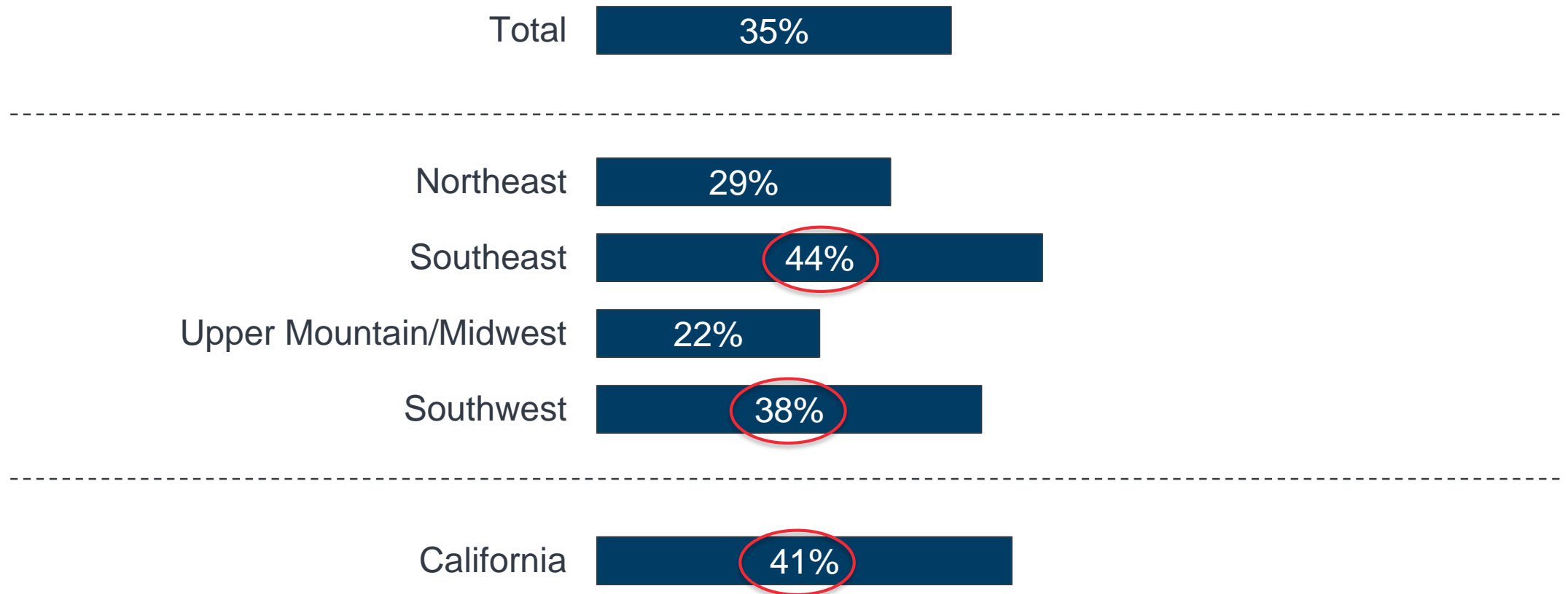
Percent who think each of the following will be **hurt a great deal by climate change** in the long term:



SOURCE: KFF/Washington Post Climate Change Survey (conducted Jul. 9-Aug. 5, 2019). See topline for full question wording and response options.

Residents Of SW And SE More Likely To Expect Climate Change To Harm People In Their State

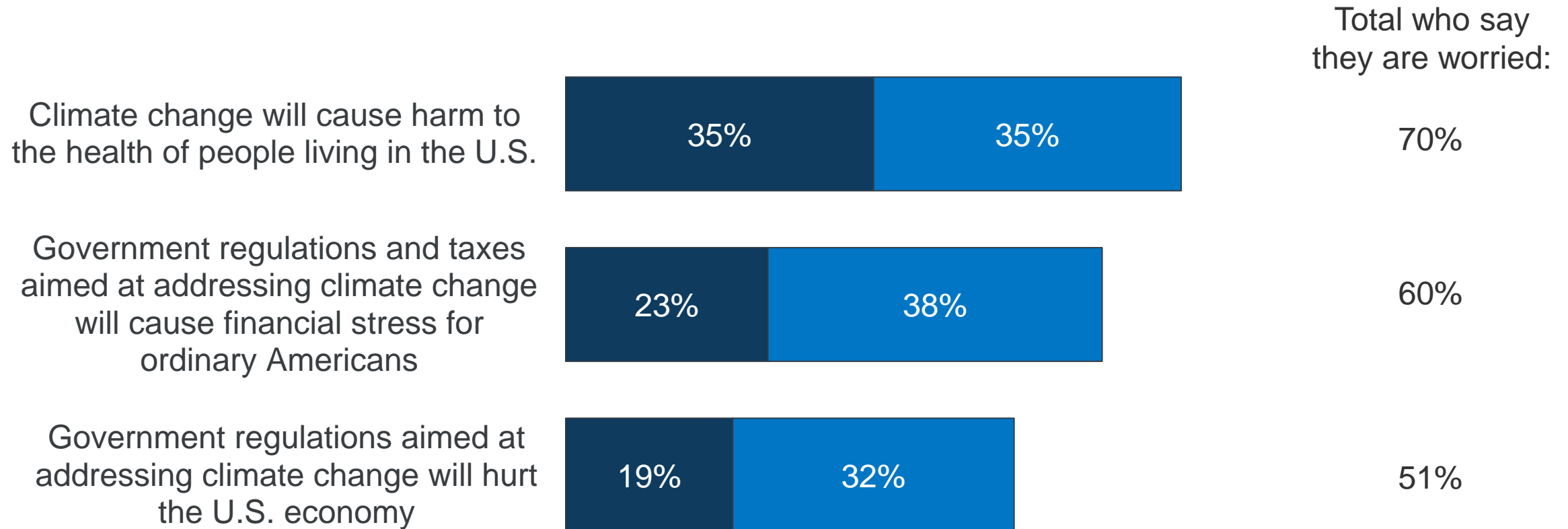
Percent who think climate change will **hurt people in your state a great deal** in the long term:



SOURCE: KFF/Washington Post Climate Change Survey (conducted Jul. 9-Aug. 5, 2019). See topline for full question wording and response options.

Public Worries About Health Effects Of Climate Change, But Also About Economic Consequences Of Government Action

Percent who say they are **very worried** or **somewhat worried** about each of the following:



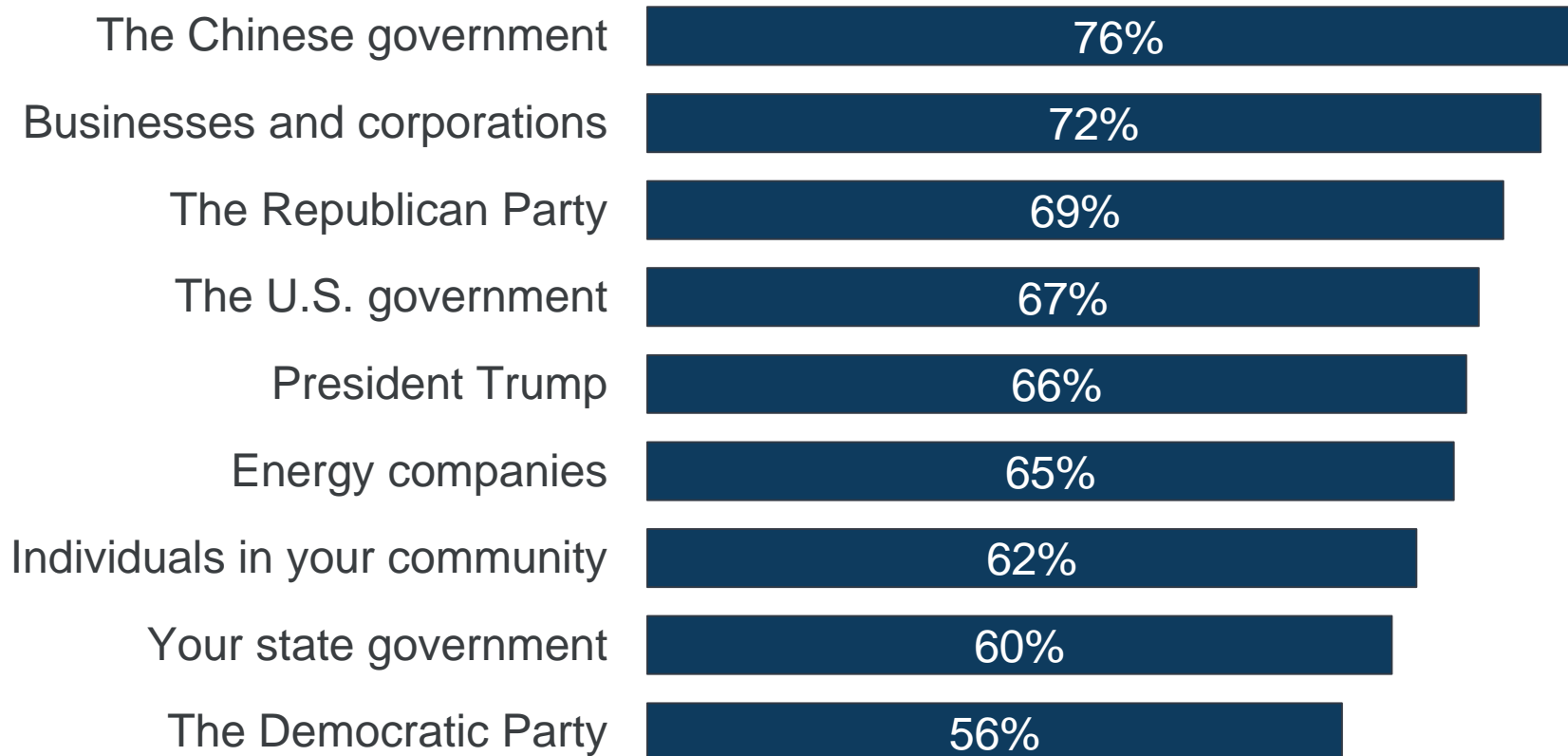
SOURCE: KFF/Washington Post Climate Change Survey (conducted Jul. 9-Aug. 5, 2019). See topline for full question wording and response options.

5 Survey Takeaways

- Signs of **increasing urgency**, but **partisan differences** run deep
- Climate change is not a frequent topic of conversations, and **knowledge is mixed**
- The public **worries** about the health effects of climate change, but is **skeptical of the cost of government intervention**
- U.S. adults **support various policies** to address climate change, but **few are willing to make personal sacrifices** in the form of higher gas/electricity taxes
- Nationally and across regions, **partisans have very different views of severe weather events** and the role climate change plays

Public Agrees Various Groups Are Doing Too Little To Reduce Greenhouse Gas Emissions

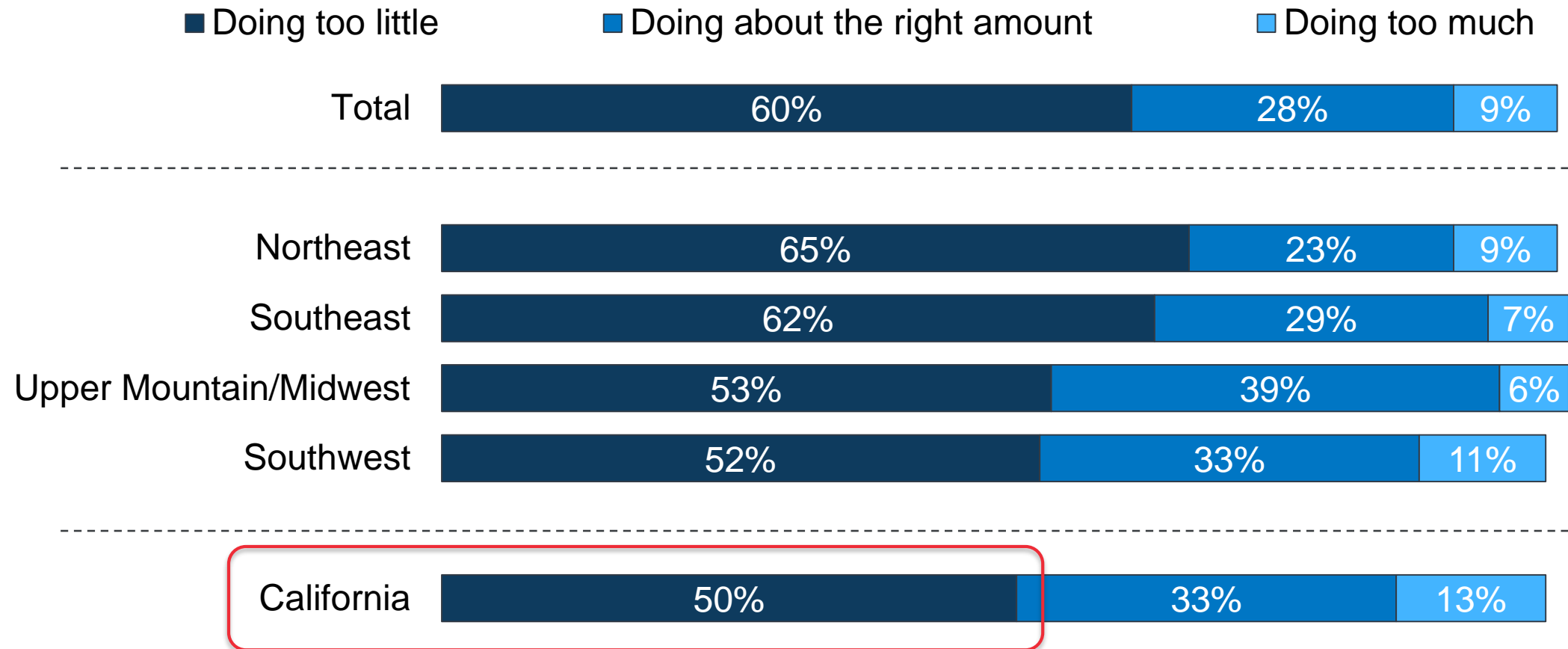
Percent who say the following are doing **too little** to reduce greenhouse gas emissions:



SOURCE: KFF/Washington Post Climate Change Survey (conducted Jul. 9-Aug. 5, 2019). See topline for full question wording and response options.

Half of Californians Say State Government Is Doing Too Little To Reduce Greenhouse Gas Emissions

Do you think **your state government** is doing too little, too much, or about the right amount to reduce greenhouse gas emissions?

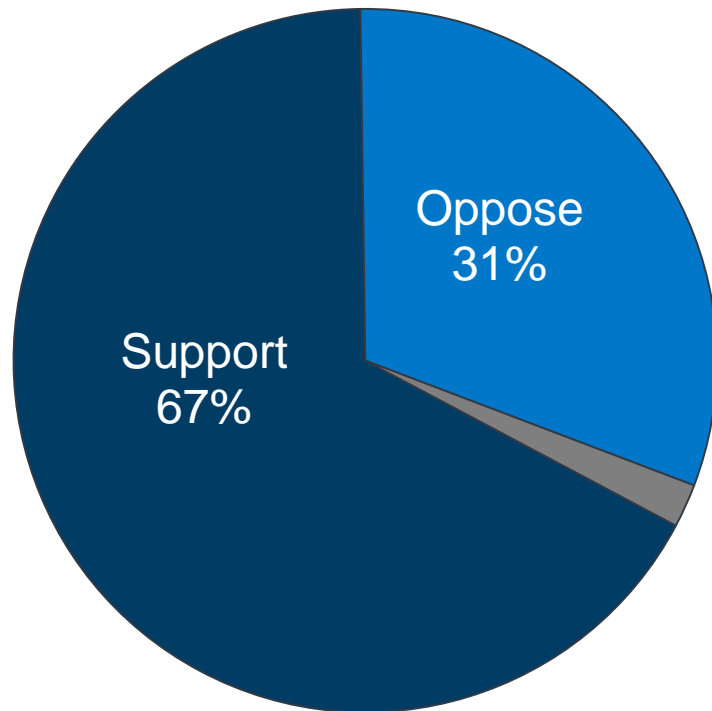


SOURCE: KFF/Washington Post Climate Change Survey (conducted Jul. 9-Aug. 5, 2019). See topline for full question wording and response options.

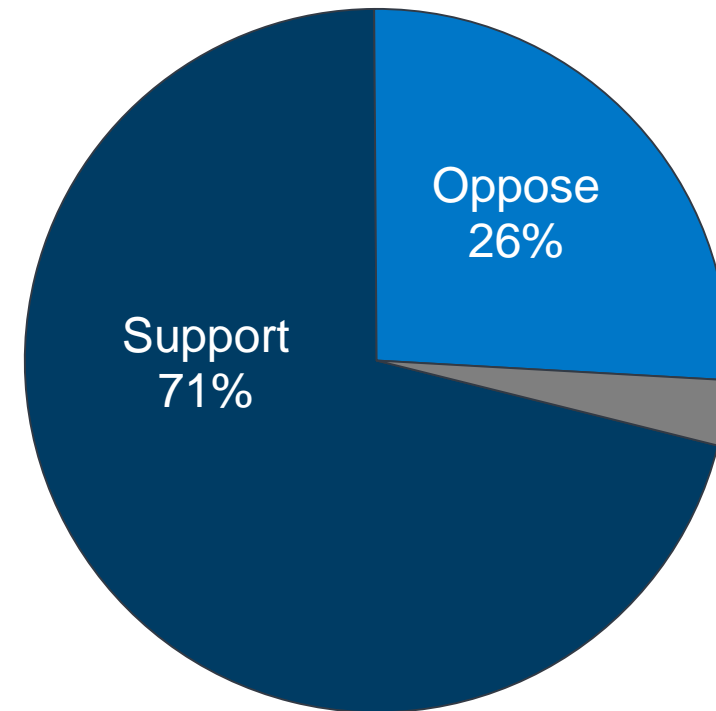
About Seven In Ten Support Their State Government Setting Stricter Environmental Standards Than The Federal Government

Would you support or oppose **your state government** setting...than the federal government?

...stricter fuel efficiency standards for cars and trucks...



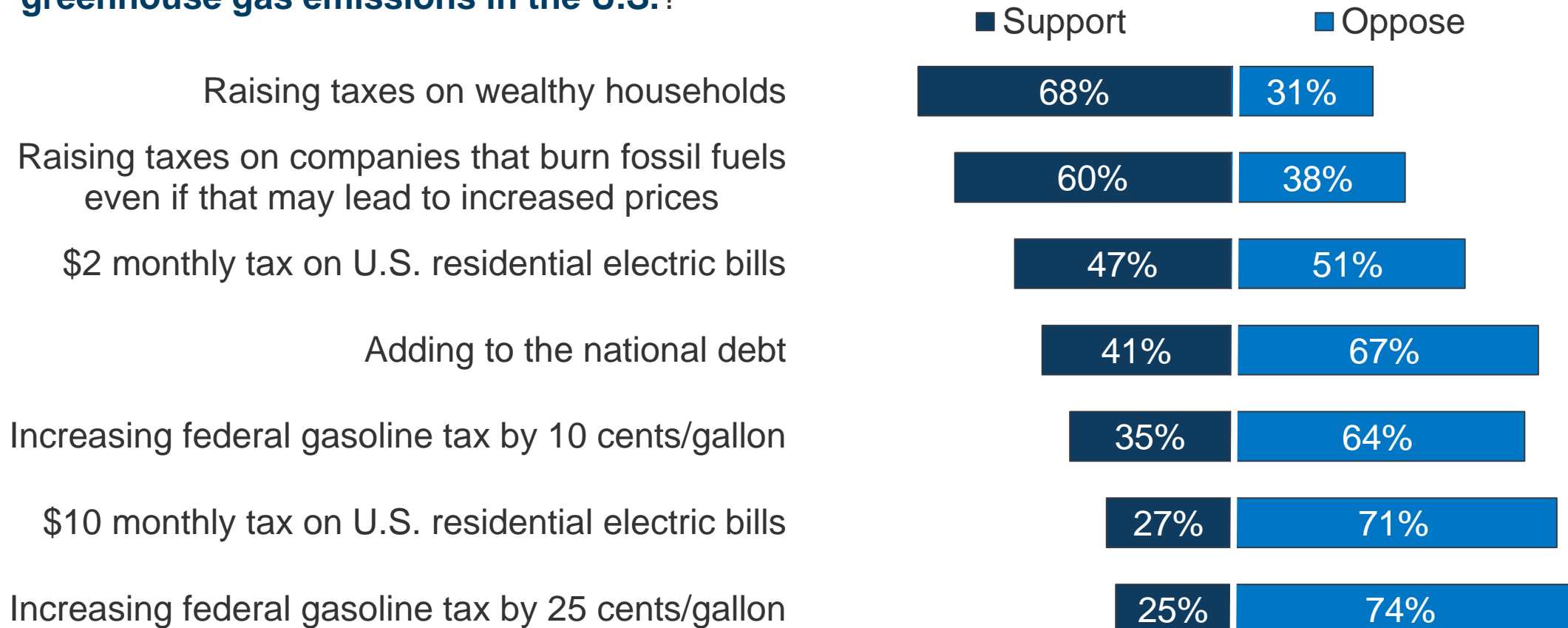
...more ambitious targets for energy that must come from renewable sources...



SOURCE: KFF/Washington Post Climate Change Survey (conducted Jul. 9-Aug. 5, 2019). See topline for full question wording and response options.

Most Oppose Higher Taxes On Gas, Electricity To Pay For Climate Policies

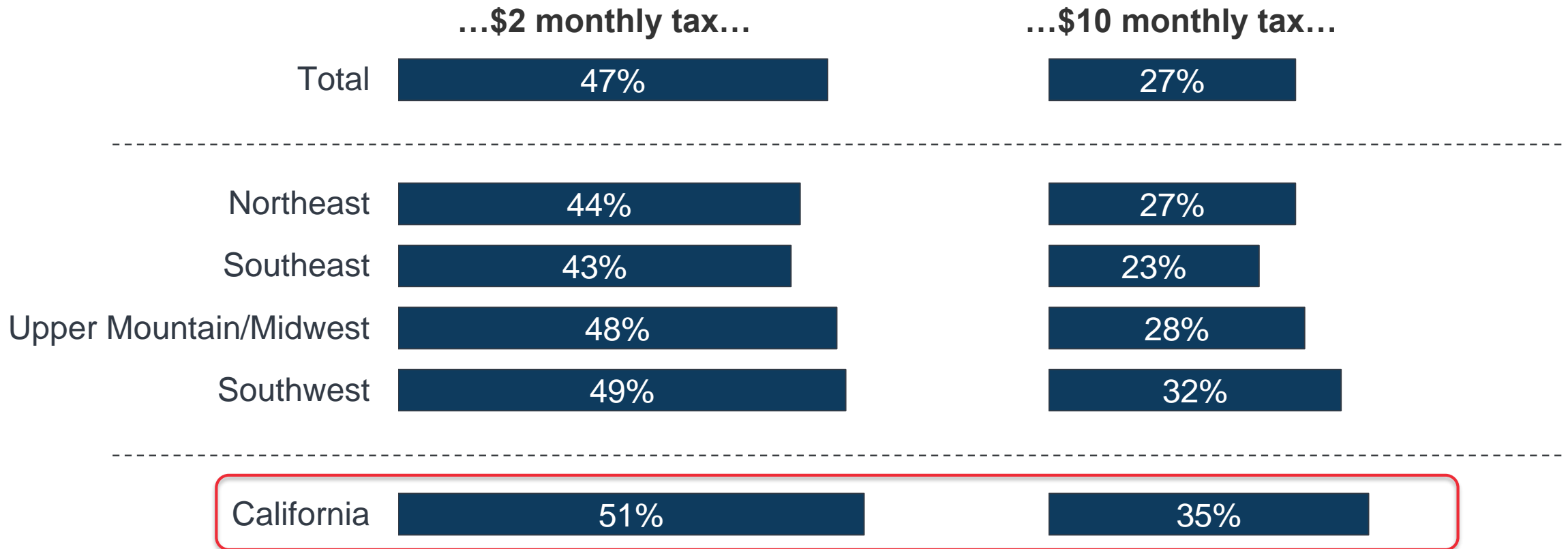
Would you support or oppose each of the following ways **to pay for policies aimed at reducing greenhouse gas emissions in the U.S.?**



SOURCE: KFF/Washington Post Climate Change Survey (conducted Jul. 9-Aug. 5, 2019). See topline for full question wording and response options.

Californians Slightly More Likely To Support Tax On Household Electric Bills

Percent who say they would support a ... on U.S. residential electric bills to pay for policies aimed at reducing greenhouse gas emissions in the U.S.:



SOURCE: KFF/Washington Post Climate Change Survey (conducted Jul. 9-Aug. 5, 2019). See topline for full question wording and response options.

5 Survey Takeaways

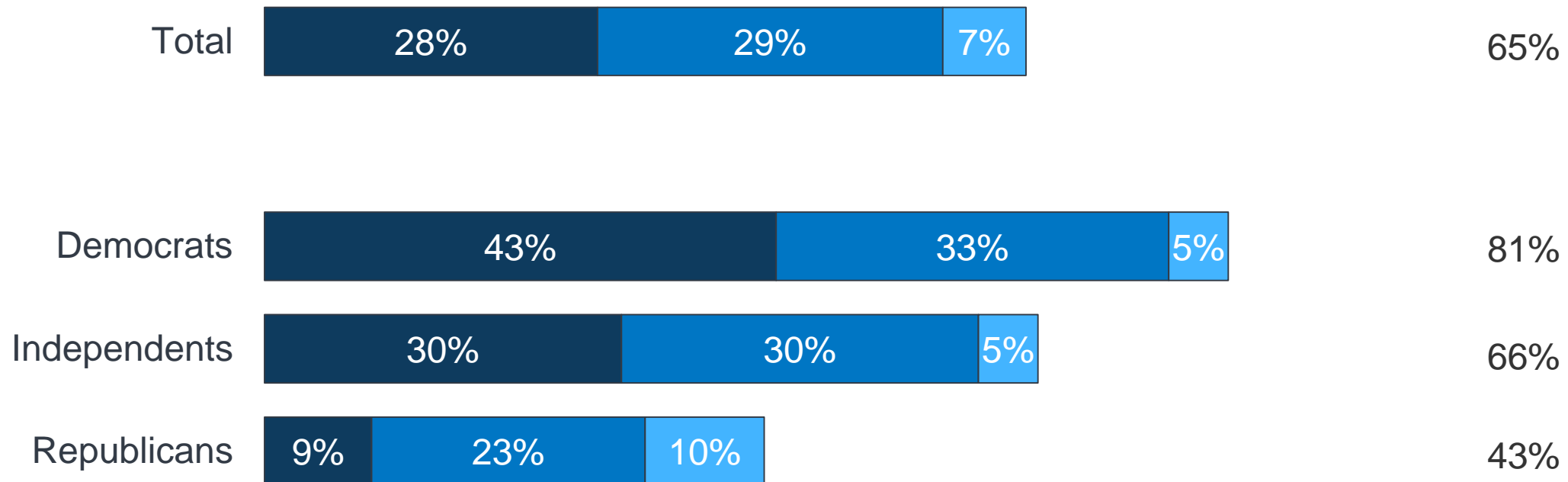
- Signs of **increasing urgency**, but **partisan differences** run deep
- Climate change is **not a frequent topic of conversations**, and **knowledge is mixed**
- The public **worries** about the health effects of climate change, but is **skeptical of the cost of government intervention**
- U.S. adults **support various policies** to address climate change, but **few are willing to make personal sacrifices** in the form of higher gas/electricity taxes
- Nationally and across regions, **partisans have very different views of severe weather events** and the role climate change plays

Public, Partisans Divided On Cause Of Extreme Weather Events

Do you think extreme weather events are becoming more severe, less severe, or staying about the same?
IF MORE SEVERE: Do you think the severe weather is...?

- Caused mostly by climate change
- Caused about equally by climate change and natural year-to-year variations
- Caused mostly by natural year-to-year variations

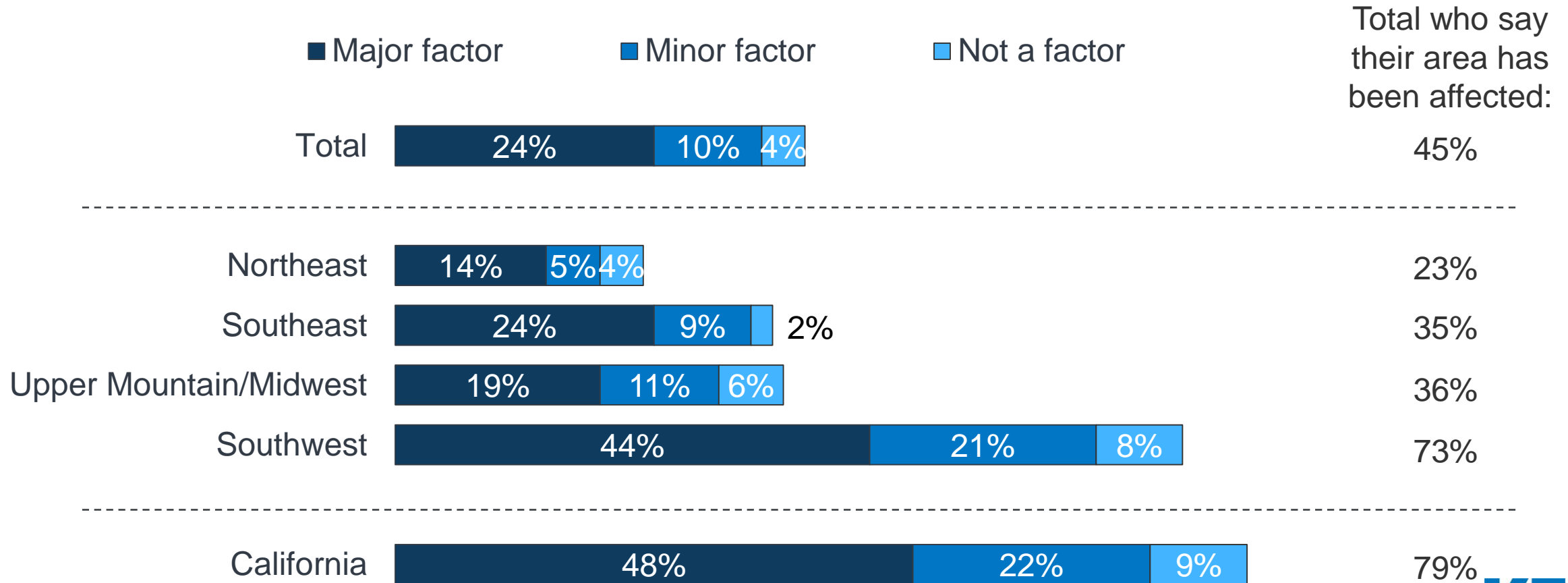
Total who say
weather events
are becoming
more severe:



SOURCE: KFF/Washington Post Climate Change Survey (conducted Jul. 9-Aug. 5, 2019). See topline for full question wording and response options.

Nearly Half In Southwest, California Say Their Area Has Experienced Droughts And Attribute Them To Climate Change

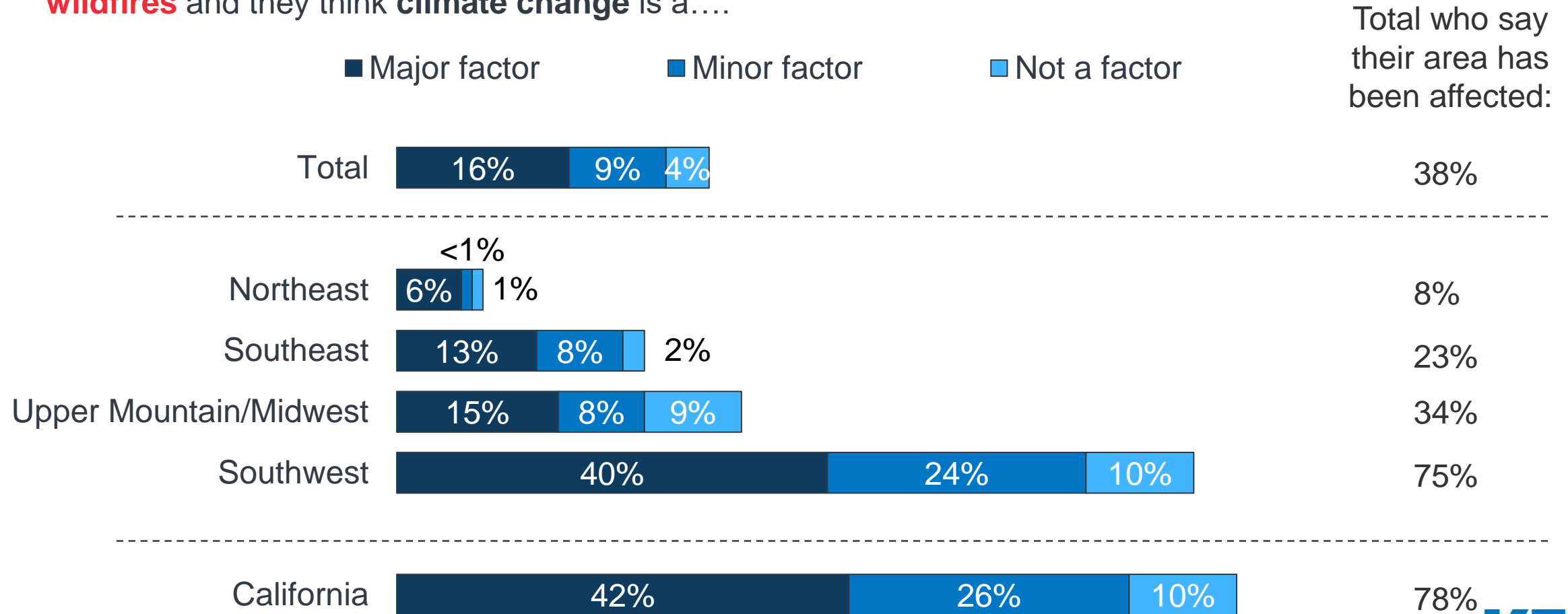
Percent who say, in the past 5 years, the area where they live has been affected by **droughts and water shortages** and they think **climate change** is a...:



SOURCE: KFF/Washington Post Climate Change Survey (conducted Jul. 9-Aug. 5, 2019). See topline for full question wording and response options.

Four In Ten In Southwest, California Say Their Area Has Experienced Wildfires And Climate Change Is A Major Factor

Percent who say, in the past 5 years, the area where they live has been affected by **wildfires** and they think **climate change** is a...:

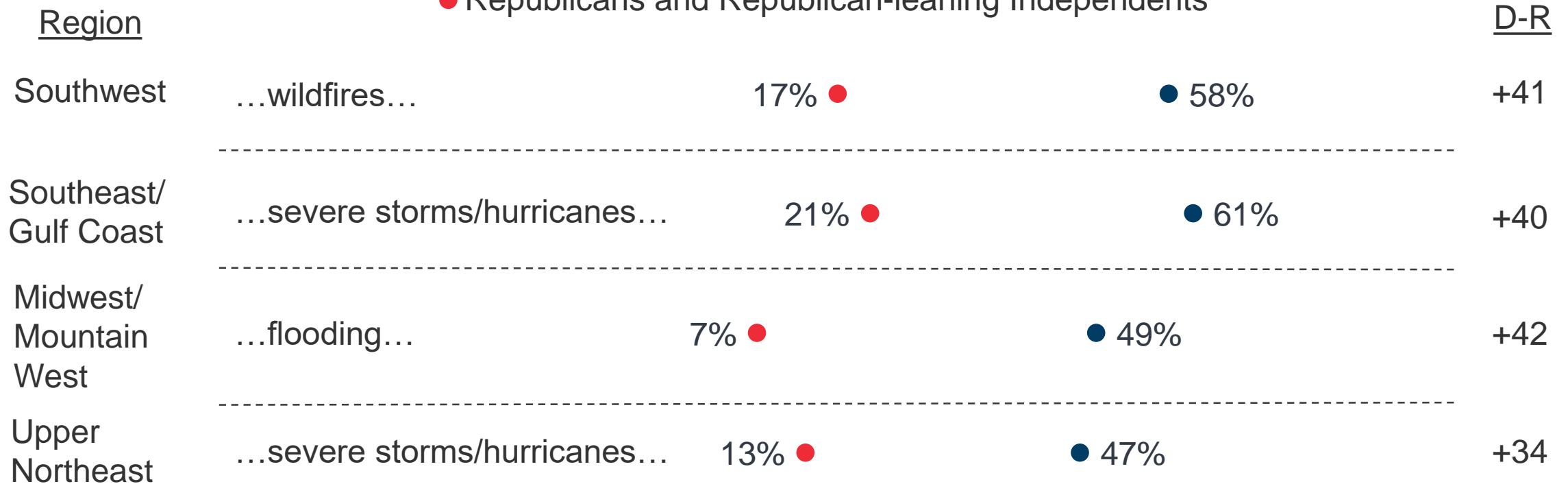


SOURCE: KFF/Washington Post Climate Change Survey (conducted Jul. 9-Aug. 5, 2019). See topline for full question wording and response options.

Partisanship Drives Perceptions Of Role Of Climate Change In Local Weather Events, Even Within Regions

Percent who say the area where they live has been affected by specific weather events and that **climate change is a major factor**:

- Democrats and Democratic-leaning Independents
- Republicans and Republican-leaning Independents



SOURCE: KFF/Washington Post Climate Change Survey (conducted Jul. 9-Aug. 5, 2019). See topline for full question wording and response options.