

Chartpack

Kaiser Health Tracking Poll: October 2009

October 2009

Methodology

This *Kaiser Health Tracking Poll* was designed and analyzed by public opinion researchers at the Kaiser Family Foundation led by Mollyann Brodie, Ph.D., including Claudia Deane and Carolina Gutiérrez. The survey was conducted October 8 through October 15, 2009, among a nationally representative random sample of 1,200 adults ages 18 and older. Telephone interviews conducted by landline (800) and cell phone (400, including 141 who had no landline telephone) were carried out in English and Spanish by Princeton Survey Research Associates.

The margin of sampling error for the total sample is plus or minus 3 percentage points. For results based on subgroups, the margin of sampling error is higher. Note that sampling error is only one of many potential sources of error in this or any other public opinion poll.

“VOL” indicates that a response was volunteered by respondent, not an explicitly offered choice.

Due to rounding, percentages may not add to 100.

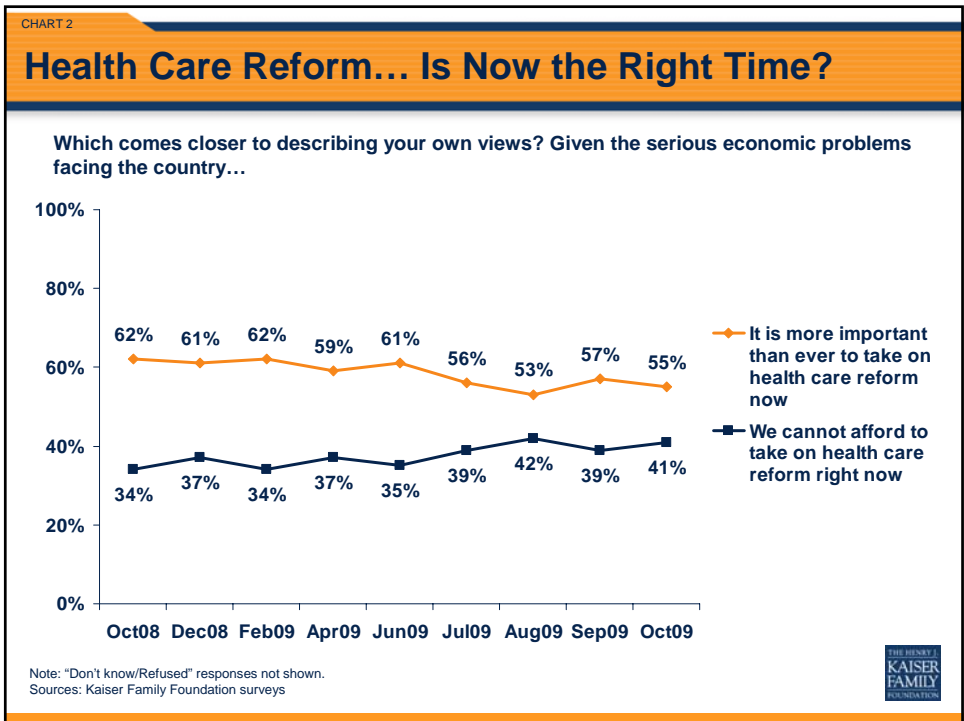
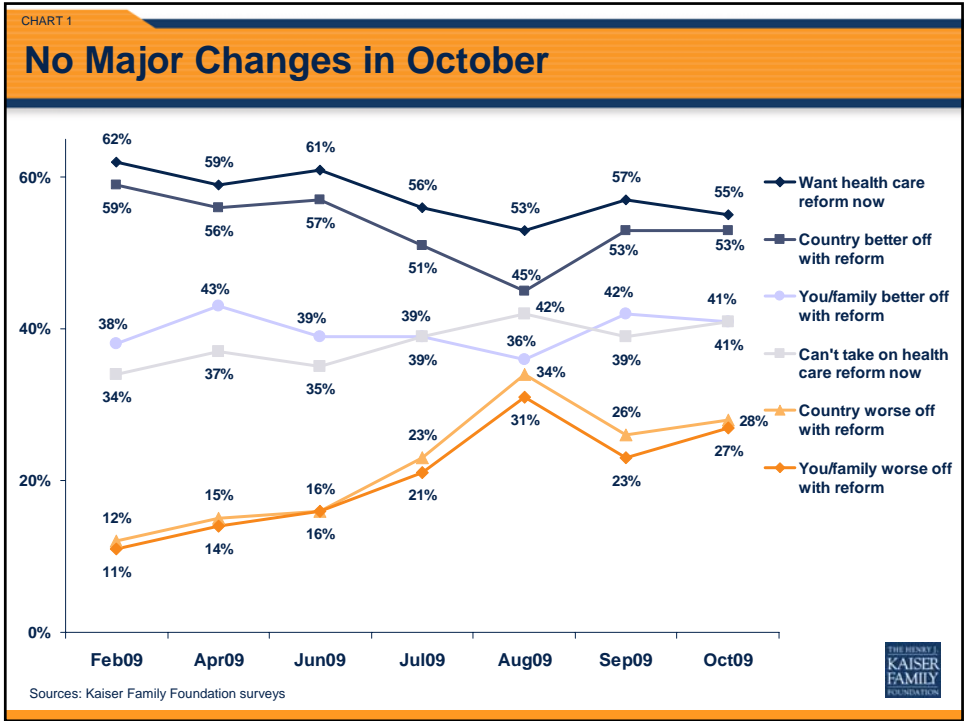
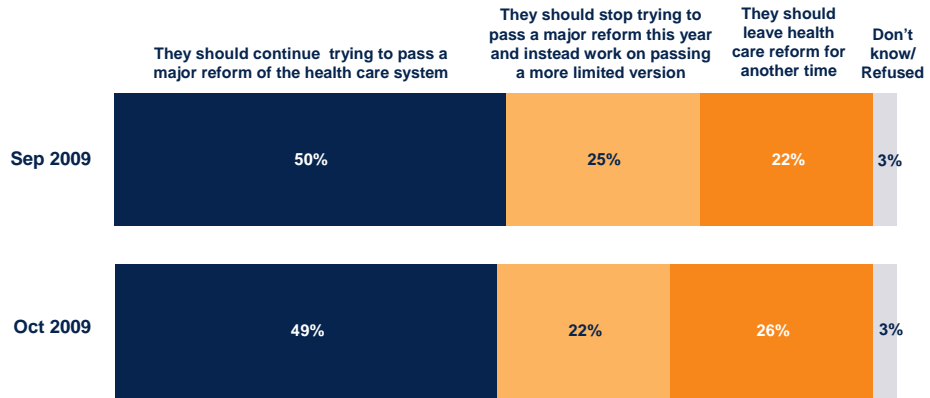


CHART 3

Mission for Congress and the President

Which comes closer to your opinion about what Congress and the president should do regarding health care reform this year?



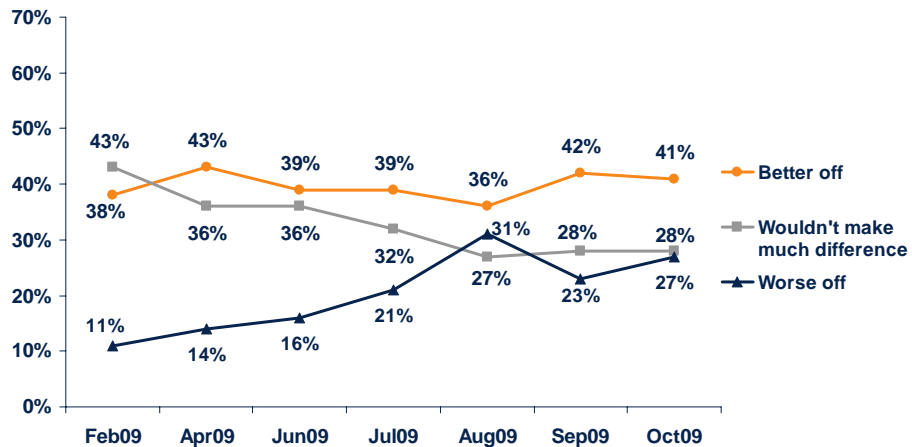
Source: Kaiser Family Foundation surveys



CHART 4

Impact on Own Family: Time Trend

Do you think you and your family would be better off or worse off if the president and Congress passed health care reform, or don't you think it would make much difference?



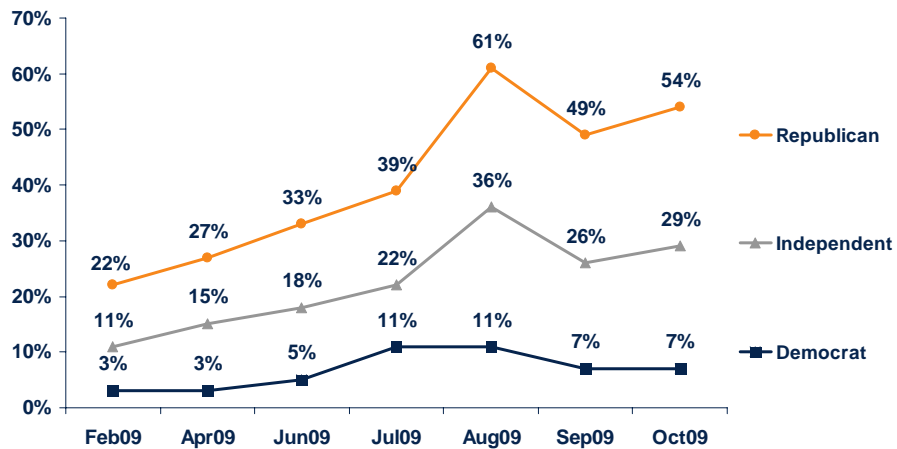
Note: "Don't know/Refused" and "It depends (vol.*)" responses not shown.
Sources: Kaiser Family Foundation surveys



CHART 5

Family Worse Off: By Party ID

% who responded “you and your family would be WORSE off if the president and Congress passed health care reform”



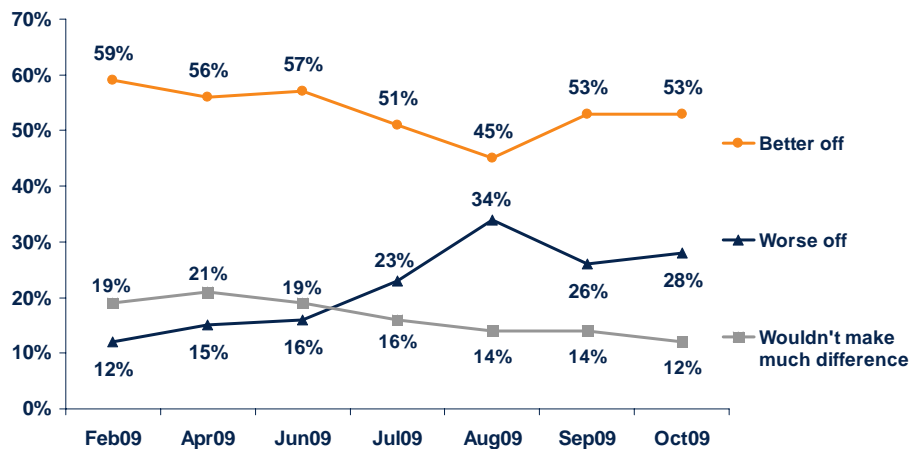
Sources: Kaiser Family Foundation surveys



CHART 6

Impact on Country: Time Trend

Do you think the country as a whole would be better off or worse off if the president and Congress passed health care reform, or don't you think it would make much difference?



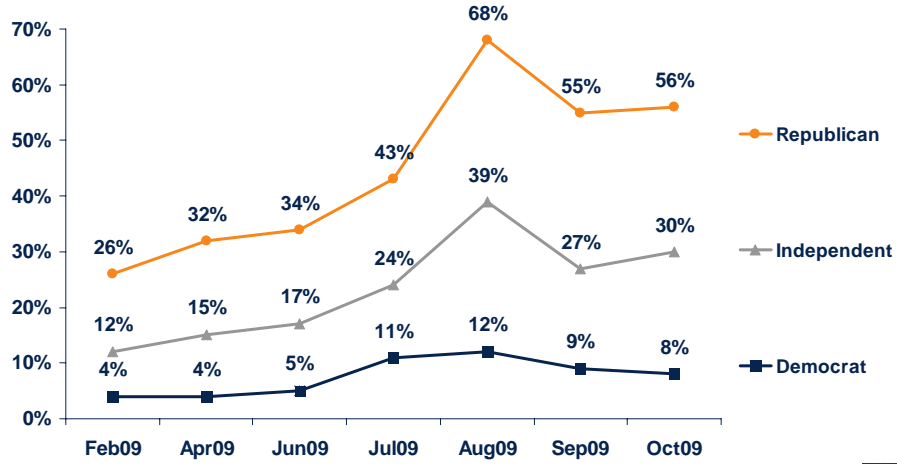
Note: "Don't know/Refused" and "It depends (vol.*)" responses not shown.
Sources: Kaiser Family Foundation surveys



CHART 7

Country Worse Off: By Party ID

% who responded "the country as a whole would be WORSE off if the president and Congress passed health care reform"



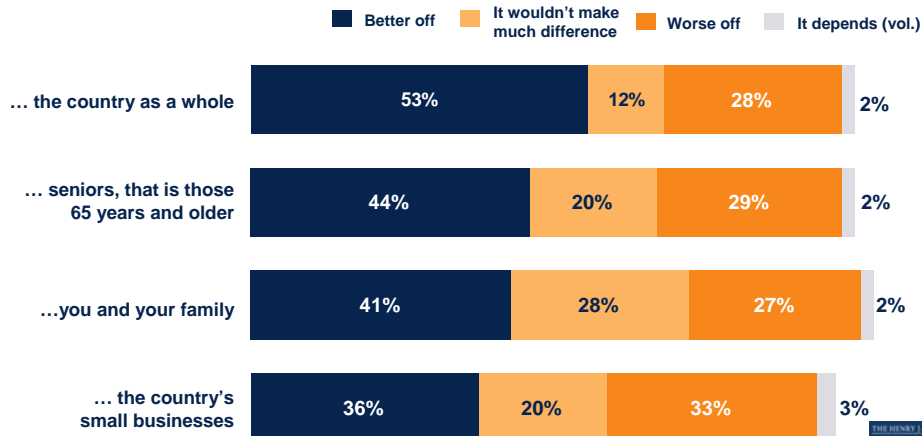
Sources: Kaiser Family Foundation surveys



CHART 8

Reform's Impact: Country, Seniors, Self, Small biz

Do you think each of the following would be better off or worse off if the president and Congress passed health care reform, or don't you think it would make much difference?



Note: "Don't know/Refused" responses not shown.
Source: Kaiser Family Foundation Health Tracking Poll (conducted October 8-15, 2009)



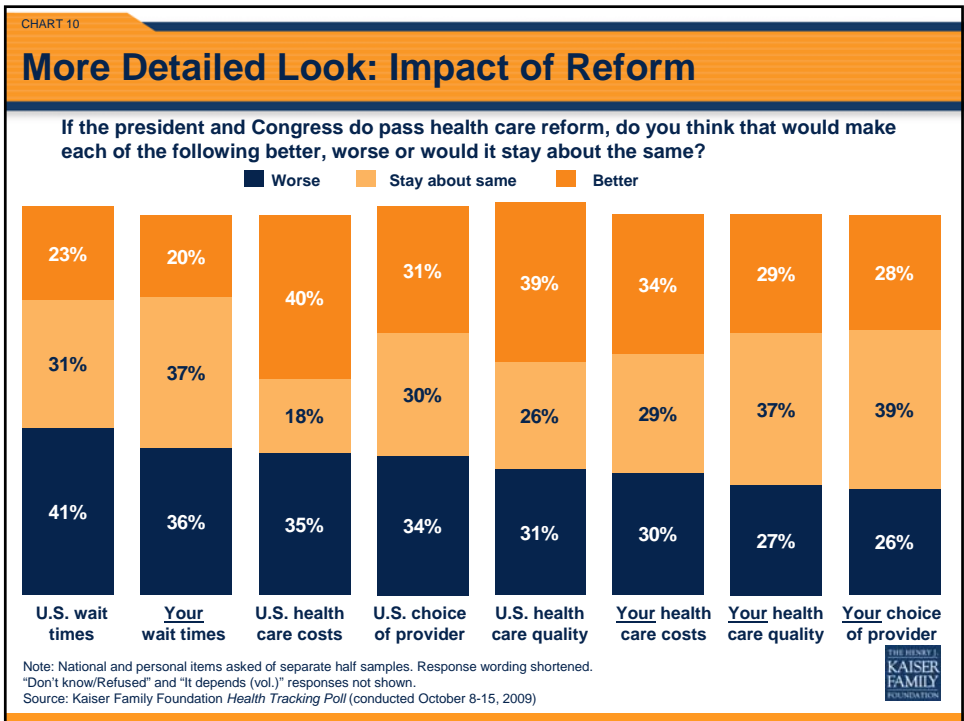
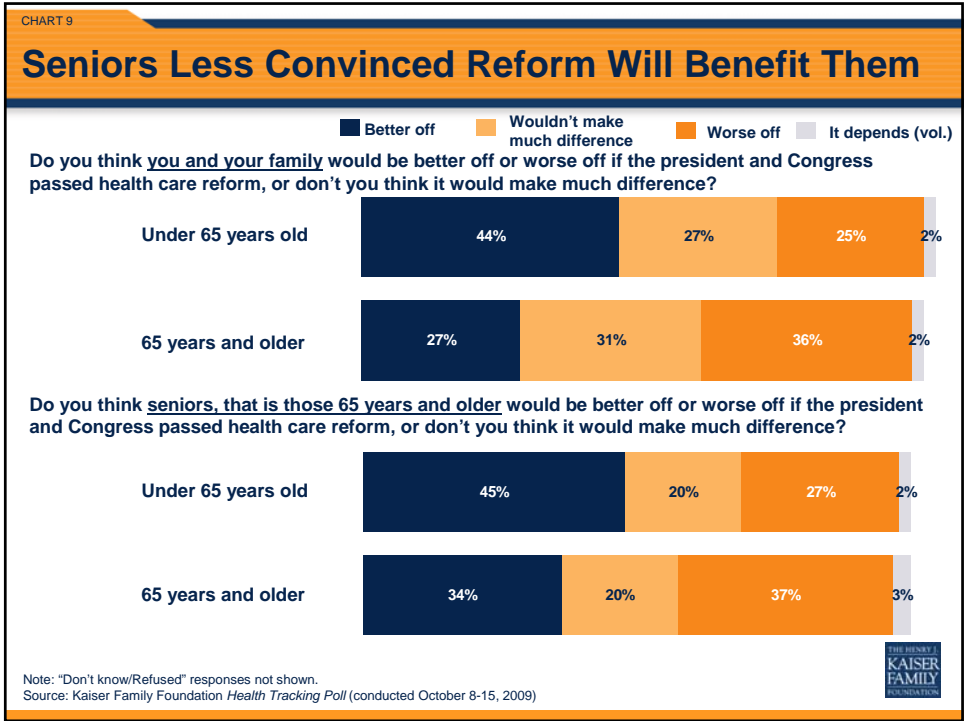
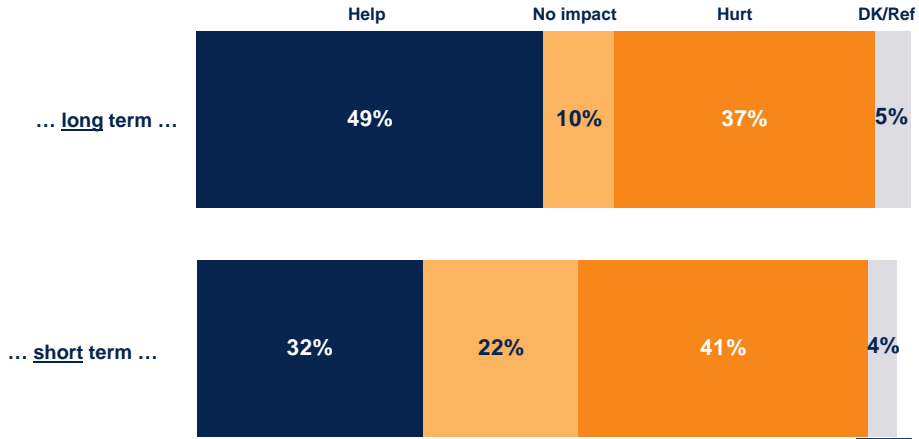


CHART 11

Health Reform and the Economy

Do you think passing health care reform would do more to help the country's ... economic situation, do more to hurt the country's ... economic situation, or wouldn't it impact the economy in the ... ?



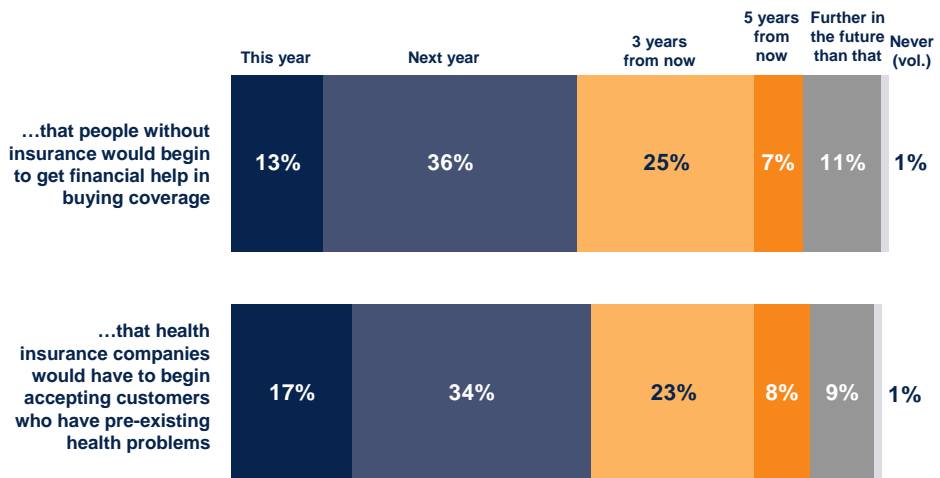
Source: Kaiser Family Foundation *Health Tracking Poll* (conducted October 8-15, 2009)



CHART 12

When Will Key Provisions Start if Reform Passes?

If Congress and the president did pass a health care reform bill, when would you expect ... ?



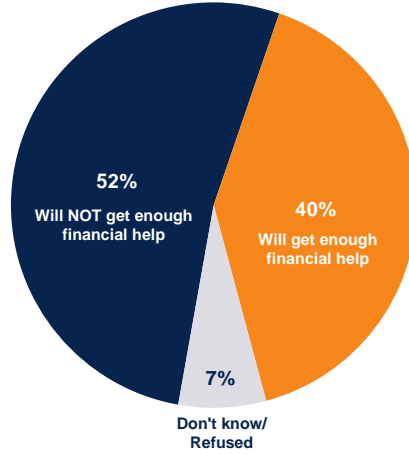
Note: Top item asked of half sample. "Don't know/Refused" responses not shown.
Source: Kaiser Family Foundation *Health Tracking Poll* (conducted October 8-15, 2009)



CHART 13

Will Uninsured Get Enough Help if Reform Passes?

If Congress and the president do pass health care reform, do you think most Americans who currently can't afford to buy health insurance will get ENOUGH financial help from the government to be able to afford adequate coverage, or do you think the amount of government financial help will NOT be enough, and most of these people will still have trouble paying for adequate coverage?



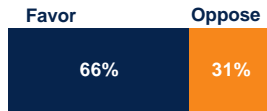
Note: Asked of half sample.
Source: Kaiser Family Foundation *Health Tracking Poll* (conducted October 8-15, 2009)



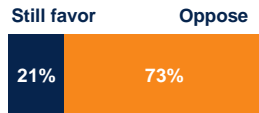
CHART 14

Individual Mandate

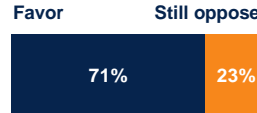
Would you favor or oppose requiring all Americans to have health insurance, either from their employer or from another source, with financial help for those who can't afford it?



Supporters were asked: What if you heard that this could mean that some people would be required to buy health insurance that they find too expensive or did not want?



Opponents were asked: What if you heard that without such a requirement, insurance companies would still be allowed to deny coverage to people who are sick?



Note: Follow up question on left asked of those who initially favored. Graph below it based on total, where "oppose" includes those who initially opposed along with those who opposed after hearing the follow up. Follow up question on right asked of those who initially opposed. Graph below it based on total, where "favor" includes those who initially favored along with those who favored after hearing the follow up. "Don't know/Refused" responses not shown.
Source: Kaiser Family Foundation *Health Tracking Poll* (conducted October 8-15, 2009)



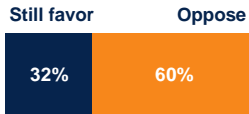
CHART 15

Public Option


Would you favor or oppose creating a government-administered public health insurance option to compete with private health insurance plans?



Supporters were asked: What if you heard that a public health insurance option could give the government an unfair advantage over private insurance companies?



Opponents were asked: What if you heard that a public health insurance option was a fallback that would only kick in if not enough people had affordable health plans available through the private marketplace?



Note: Follow up question on left asked of those who initially favored. Graph below it based on total, where "oppose" includes those who initially opposed along with those who opposed after hearing the follow up. Follow up question on right asked of those who initially opposed. Graph below it based on total, where "favor" includes those who initially favored along with those who favored after hearing the follow up. "Don't know/Refused" responses not shown.

Source: Kaiser Family Foundation *Health Tracking Poll* (conducted October 8-15, 2009)



CHART 16

Some Tax Options

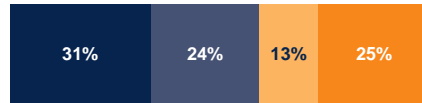
Please tell me if you would favor or oppose each of the following to help pay for health care reform and provide coverage for more of the uninsured.

Strongly favor
 Somewhat favor
 Somewhat oppose
 Strongly oppose

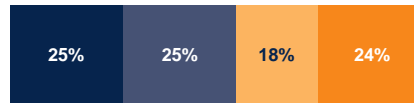
Increasing income taxes for people from families making more than \$350,000 a year and individuals making more than \$280,000



Having health insurance companies pay a tax for offering very expensive policies



Having health insurance companies pay a fee based on how much business they have



Note: "Don't know/Refused" responses not shown.
Source: Kaiser Family Foundation *Health Tracking Poll* (conducted October 8-15, 2009)



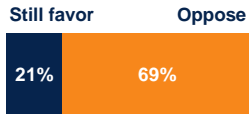
CHART 17

Taxing Health Insurance Cos. Offering Expensive Policies

Would you favor or oppose having health insurance companies pay a tax for offering very expensive policies?



Supporters were asked: What if you heard that this might result in these costs being passed on to the consumer?



Opponents were asked: What if you heard that this will discourage expensive health insurance policies which could help lower health care costs for everyone?



Note: Follow up question on left asked of those who initially favored. Graph below it based on total, where "oppose" includes those who initially opposed along with those who opposed after hearing the follow up. Follow up question on right asked of those who initially opposed. Graph below it based on total, where "favor" includes those who initially favored along with those who favored after hearing the follow up. "Don't know/Refused" responses not shown.

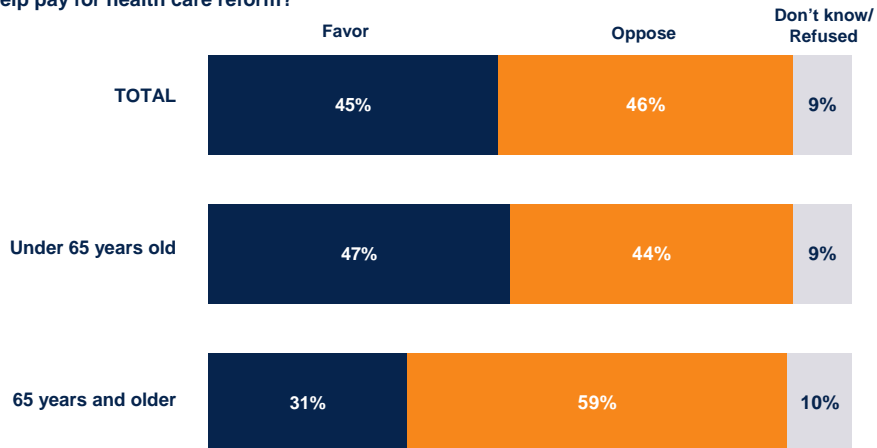
Source: Kaiser Family Foundation *Health Tracking Poll* (conducted October 8-15, 2009)



CHART 18

Seniors Less Likely to Back Provider Payment Limits

Currently, the government determines how much doctors and hospitals get paid to treat people on Medicare. Would you favor or oppose limiting future increases in these payments as a way to help pay for health care reform?



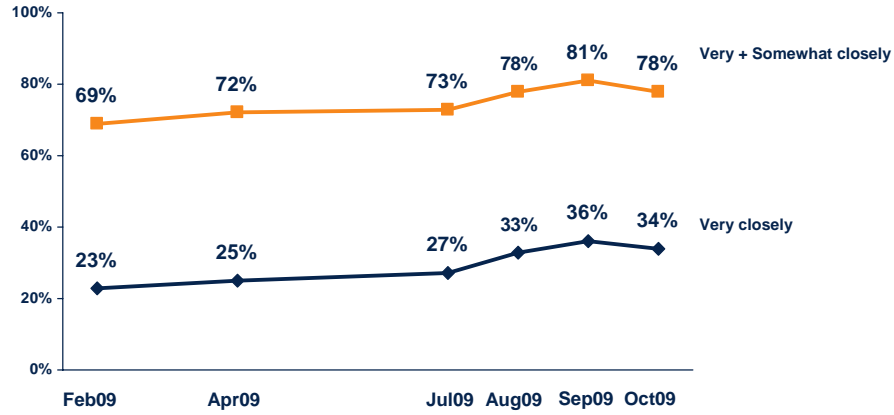
Note: Question asked of half-sample.
Source: Kaiser Family Foundation *Health Tracking Poll* (conducted October 8-15, 2009)



CHART 19

Public Attention Stagnates

How closely have you been following discussions in Washington about health care reform?



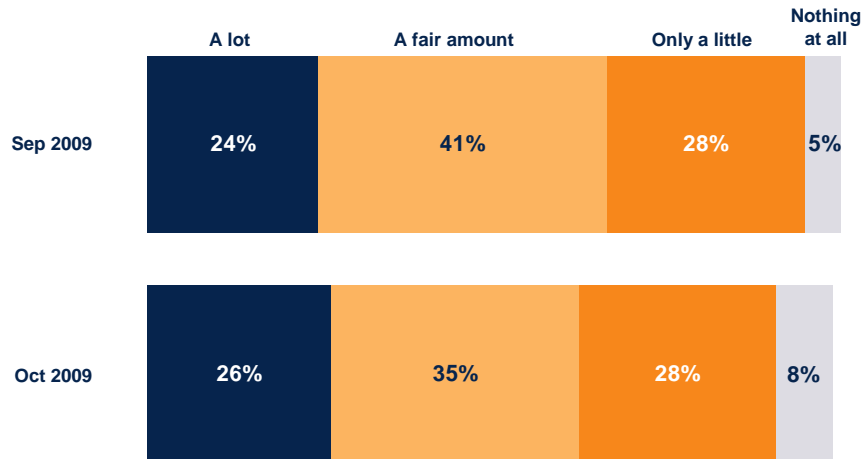
Sources: Kaiser Family Foundation surveys



CHART 20

No Uptick in Reported Understanding of Proposals

How much would you say you know about how the health care reform proposals being discussed in Congress would affect you and your family personally?



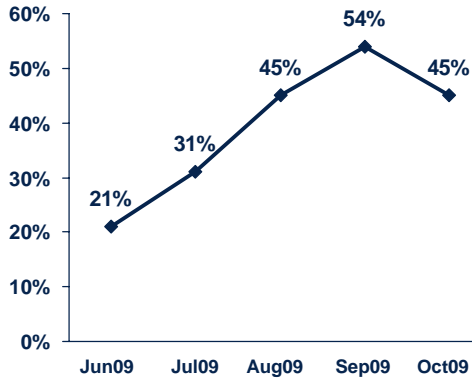
Note: "Don't know/Refused" responses not shown.
Source: Kaiser Family Foundation surveys



CHART 21

Decrease in Reported Viewing of Ads

Percent who say during the past seven days, they have seen, heard or read any advertisements having to do with proposed changes in the health care system:



Sources: Kaiser Family Foundation surveys

AMONG THOSE WHO SAY THEY HAVE SEEN, HEARD, OR READ ANY HEALTH REFORM ADS: As far as you could tell, were those ads in favor of or opposed to passing some sort of health care reform this year? (Oct 2009)

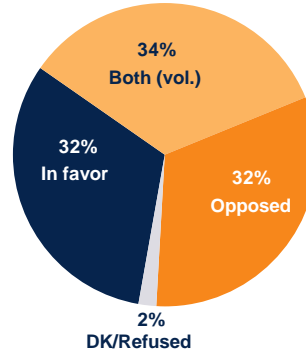
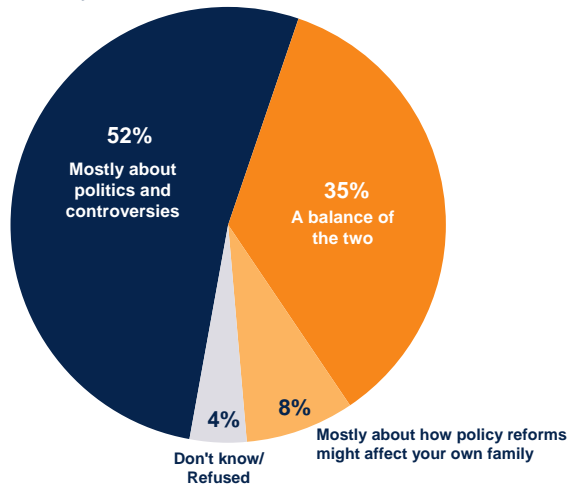


CHART 22

Media Coverage of Reform

Thinking of the news media's coverage of health care reform, would you say the mix of coverage has been mostly about politics and controversies, mostly about how policy reforms might affect your own family, or has been a balance of the two?



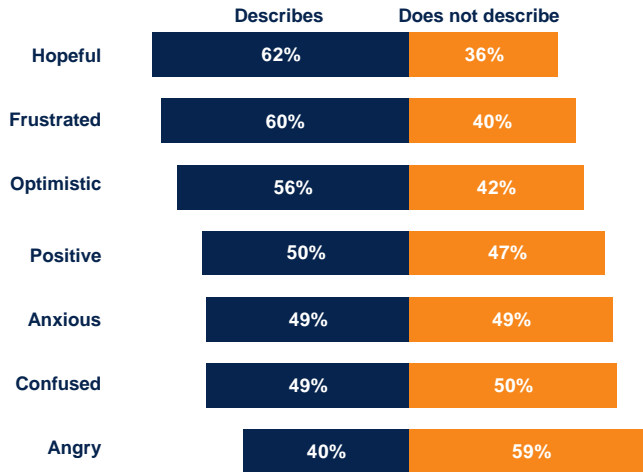
Source: Kaiser Family Foundation Health Tracking Poll (conducted October 8-15, 2009)



CHART 23

Hope Still Atop List of Emotions

Please tell me if each of the following does or does not describe your own feelings about the health care reform plans being discussed in Washington.



Note: "Don't know/Refused" responses not shown.
Source: Kaiser Family Foundation *Health Tracking Poll* (conducted October 8-15, 2009)



CHART 24

Feelings Differ Based on Perceived Urgency of Reform


Please tell me if each of the following does or does not describe your own feelings about the health care reform plans being discussed in Washington.

Yes, describes feelings...

...among those who want reform now	...among those who are opposed to reform now
Hopeful (86%)	Frustrated (75%)
Optimistic (77)	Angry (59)
Positive (72)	Confused (50)
Anxious (50)	Anxious (50)
Frustrated (49)	Hopeful (32)
Confused (49)	Optimistic (30)
Angry (27)	Positive (22)

Source: Kaiser Family Foundation *Health Tracking Poll* (conducted October 8-15, 2009)





The Henry J. Kaiser Family Foundation

Headquarters
2400 Sand Hill Road
Menlo Park, CA 94025
Phone: (650) 854-9400 Fax: (650) 854-4800

Washington Offices and
Barbara Jordan Conference Center
1330 G Street, NW
Washington, DC 20005
Phone: (202) 347-5270 Fax: (202) 347-5274

www.kff.org

This publication (#7999) is available on the
Kaiser Family Foundation website at www.kff.org.

The Kaiser Family Foundation is a non-profit private operating foundation, based in Menlo Park, California, dedicated to producing and communicating the best possible analysis and information on health issues.