



Chartpack

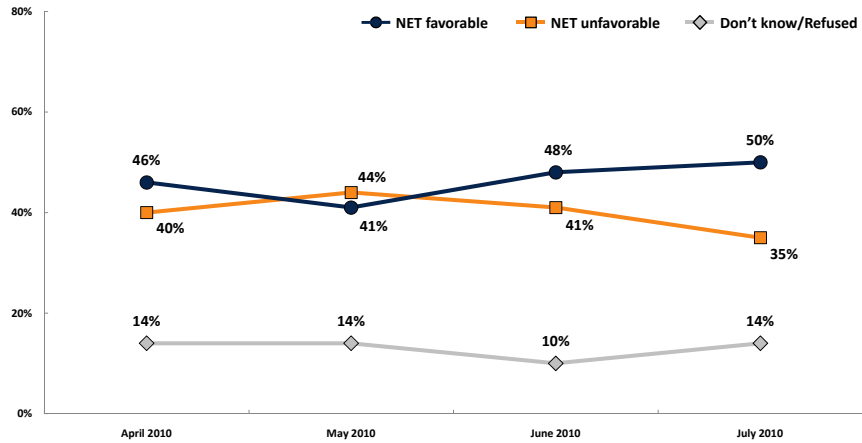
Kaiser Health Tracking Poll: Ju 2010

Ju 2010

CHART 1

Views on Health Reform Law: Over Time

As you may know, a new health reform bill was signed into law earlier this year. Given what you know about the new health reform law, do you have a generally favorable or generally unfavorable opinion of it?



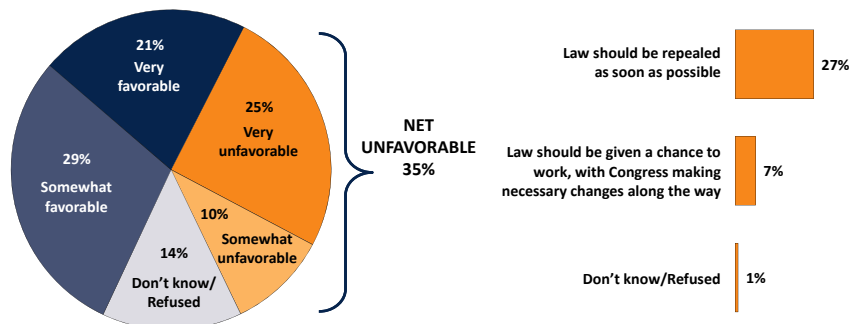
Source: Kaiser Family Foundation Health Tracking Polls

CHART 2

Views of Opponents: Give Law Chance to Work, or Repeal It?

As you may know, a new health reform bill was signed into law earlier this year. Given what you know about the new health reform law, do you have a generally favorable or generally unfavorable opinion of it?

Given that you have an unfavorable view of the health reform law, which comes closer to your view of what should happen now:

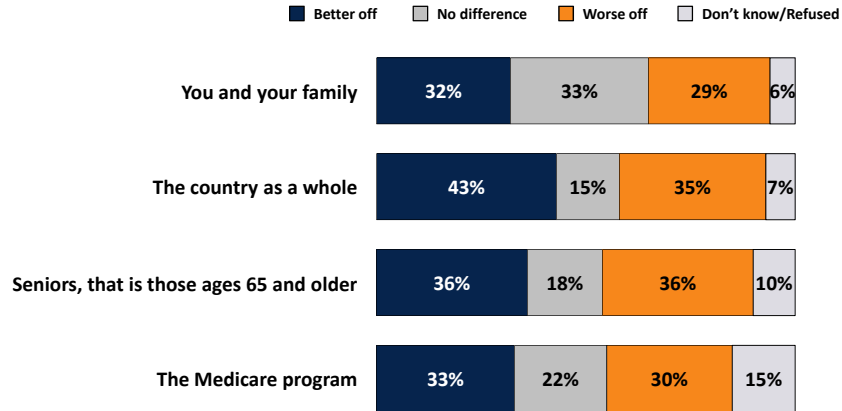


Source: Kaiser Family Foundation Health Tracking Poll (conducted July 8-13, 2010)

CHART 3

Perceived Impact of Health Reform Law

Do you think each of the following will be better off or worse off under the new health reform law, or don't you think it will make much difference?



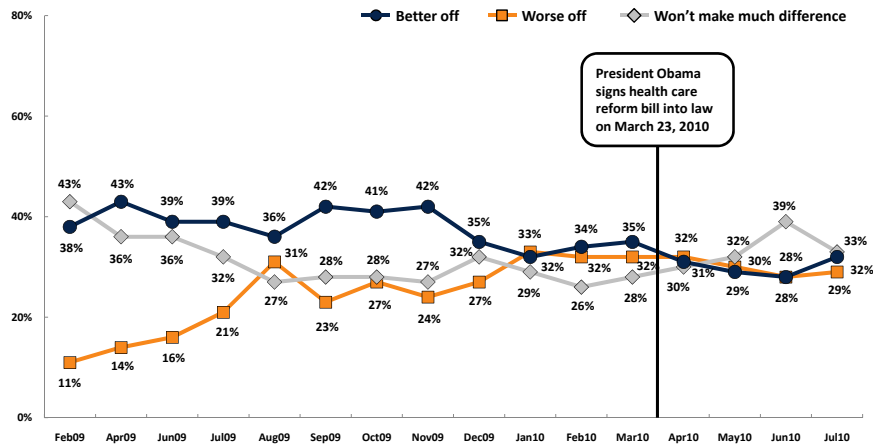
Source: Kaiser Family Foundation Health Tracking Poll (conducted July 8-13, 2010)



CHART 4

Personal Impact of Health Reform Law: Over Time

Do you think you and your family will be better off or worse off under the new health reform law, or don't you think it will make much difference?



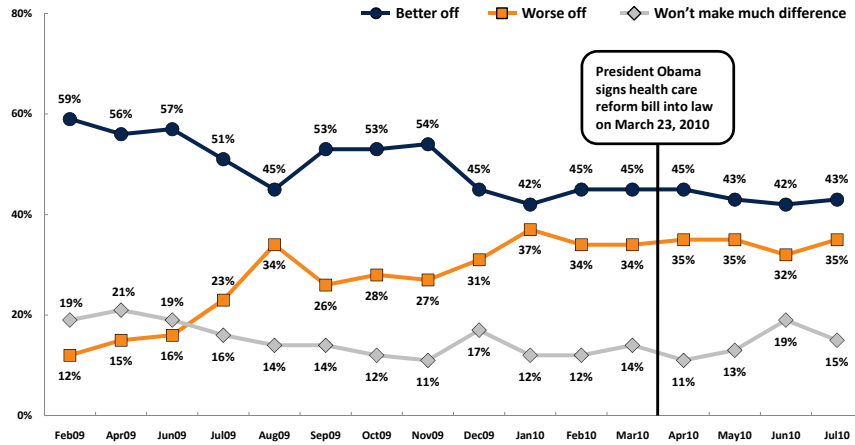
Note: "Depends" (vol.) and Don't know/Refused answers not shown.
Source: Kaiser Family Foundation Health Tracking Polls



CHART 5

Impact of Health Reform Law on Nation: Over Time

Do you think the country as a whole will be better off or worse off under the new health reform law, or don't you think it will make much difference?



Note: "Depends" (vol.) and Don't know/Refused answers not shown.
Source: Kaiser Family Foundation Health Tracking Polls

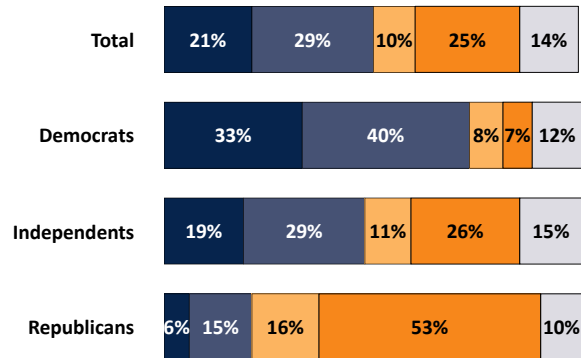


CHART 6

Views on Health Reform Law: By Party ID

As you may know, a new health reform bill was signed into law earlier this year. Given what you know about the new health reform law, do you have a generally favorable or generally unfavorable opinion of it?

Very favorable Somewhat favorable Somewhat unfavorable Very unfavorable Don't know/Refused



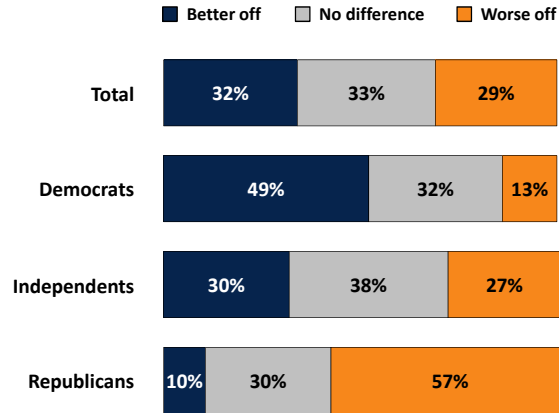
Source: Kaiser Family Foundation Health Tracking Poll (conducted July 8-13, 2010)



CHART 7

Personal Impact of Health Reform Law: By Party ID

Do you think you and your family will be better off or worse off under the new health reform law, or don't you think it will make much difference?



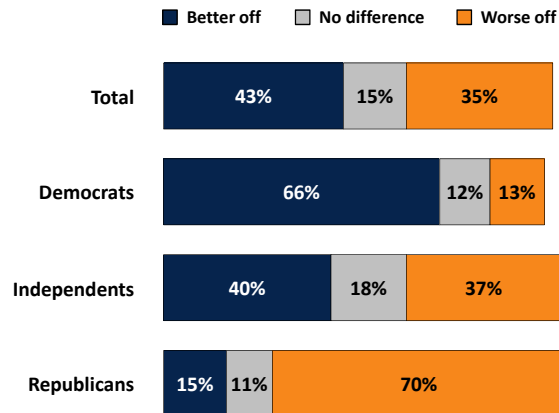
Note: Don't know/Refused answers not shown.
 Source: Kaiser Family Foundation Health Tracking Poll (conducted July 8-13, 2010)



CHART 8

Impact of Health Reform Law on Nation: By Party ID

Do you think the country as a whole will be better off or worse off under the new health reform law, or don't you think it will make much difference?



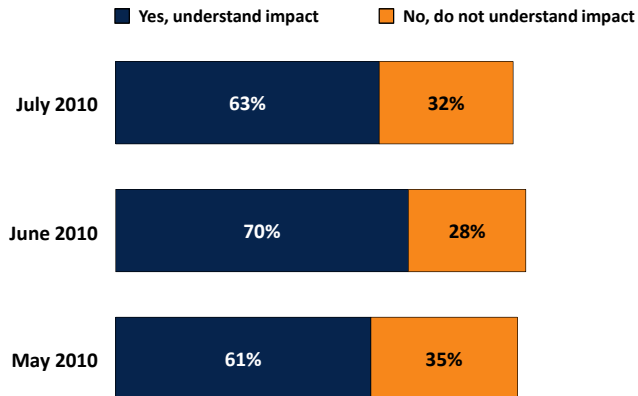
Note: Don't know/Refused answers not shown.
 Source: Kaiser Family Foundation Health Tracking Poll (conducted July 8-13, 2010)



CHART 9

Understanding the Personal Impact of Health Reform: Over Time

Do you feel you understand what the impact of the health reform law will be on you and your family, or not?



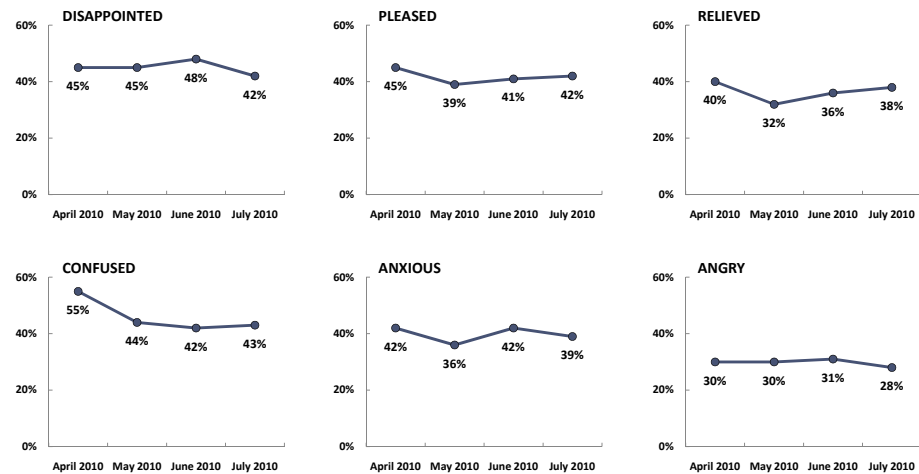
Note: Don't know/Refused answers not shown.
Source: Kaiser Family Foundation Health Tracking Polls



CHART 10

Emotional Reactions to Health Reform: Over Time

Percent saying that each of the following does describe their feelings about the health reform law.



Source: Kaiser Family Foundation Health Tracking Polls

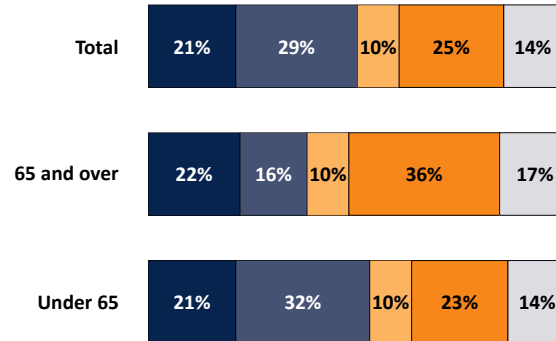


CHART 11

Views on Health Reform Law: By Age

As you may know, a new health reform bill was signed into law earlier this year. Given what you know about the new health reform law, do you have a generally favorable or generally unfavorable opinion of it?

■ Very favorable
 ■ Somewhat favorable
 ■ Somewhat unfavorable
 ■ Very unfavorable
 ■ Don't know/Refused



Source: Kaiser Family Foundation Health Tracking Poll (conducted July 8-13, 2010)

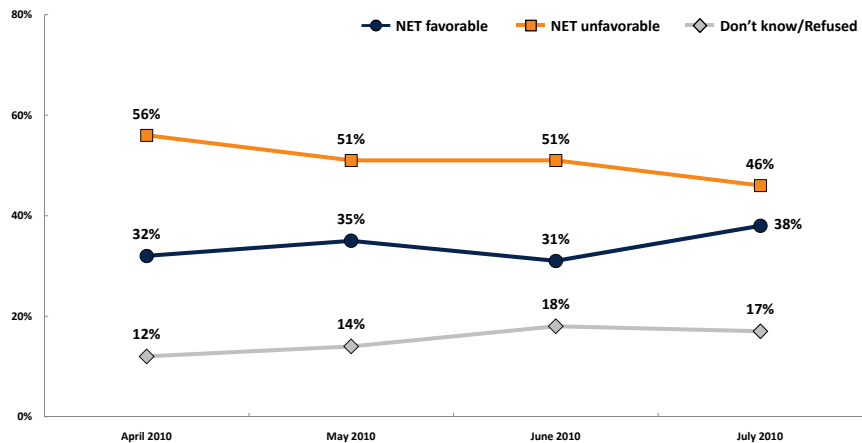


CHART 12

Views on Health Reform Law Among Seniors: Over Time

AMONG SENIORS (ages 65 and over): As you may know, a new health reform bill was signed into law earlier this year. Given what you know about the new health reform law, do you have a generally favorable or generally unfavorable opinion of it?

● NET favorable
 ■ NET unfavorable
 ◇ Don't know/Refused



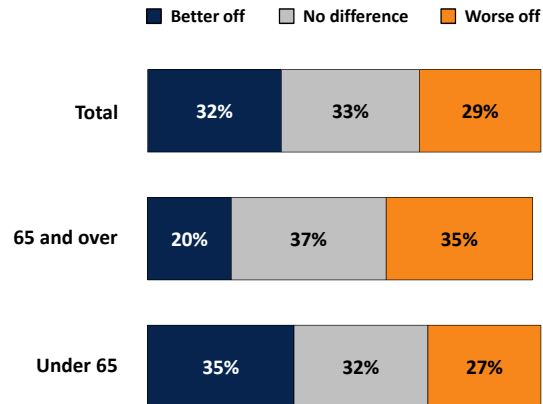
Source: Kaiser Family Foundation Health Tracking Polls



CHART 13

Personal Impact of Health Reform Law: By Age

Do you think you and your family will be better off or worse off under the new health reform law, or don't you think it will make much difference?



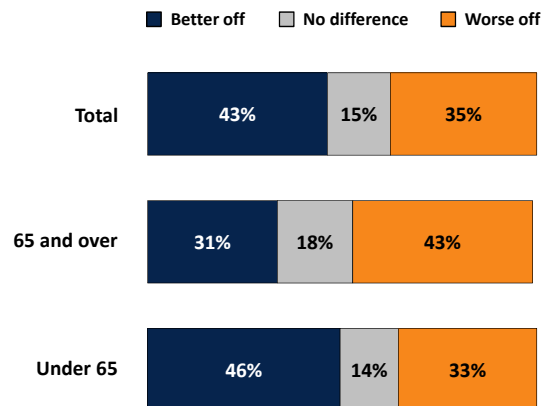
Note: Don't know/Refused answers not shown.
 Source: Kaiser Family Foundation Health Tracking Poll (conducted July 8-13, 2010)



CHART 14

Impact of Health Reform Law on Nation: By Age

Do you think the country as a whole will be better off or worse off under the new health reform law, or don't you think it will make much difference?



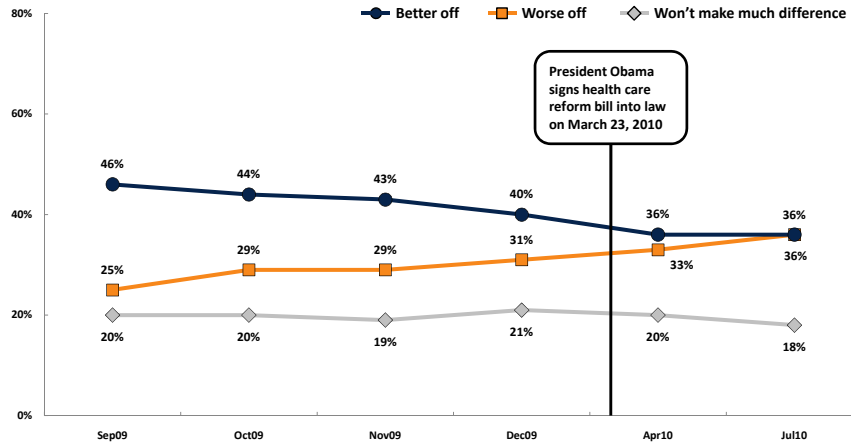
Note: Don't know/Refused answers not shown.
 Source: Kaiser Family Foundation Health Tracking Poll (conducted July 8-13, 2010)



CHART 15

Impact of Health Reform Law on Seniors: Over Time

Do you think seniors, that is those ages 65 and older, will be better off or worse off under the new health reform law, or don't you think it will make much difference?



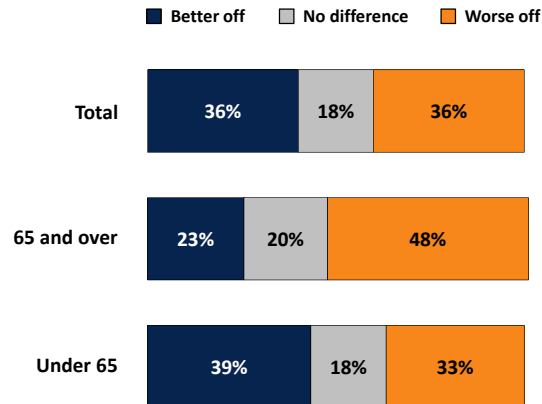
Note: "Depends" (vol.) and Don't know/Refused answers not shown.
 Source: Kaiser Family Foundation Health Tracking Polls



CHART 16

Impact of Health Reform Law on Seniors: By Age

Do you think seniors, that is those ages 65 and older, will be better off or worse off under the new health reform law, or don't you think it will make much difference?



Note: Don't know/Refused answers not shown.
 Source: Kaiser Family Foundation Health Tracking Poll (conducted July 8-13, 2010)

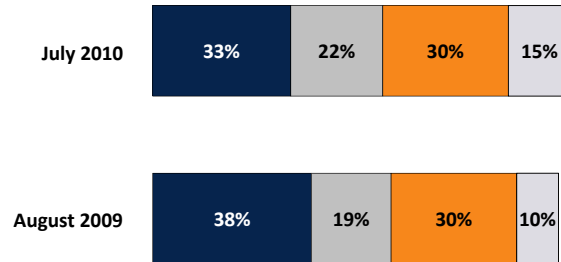


CHART 17

Impact of Health Reform Law on the Medicare Program: Over Time

Do you think the Medicare program will be better off or worse off under the new health reform law, or don't you think it will make much difference?

■ Better off ■ No difference ■ Worse off ■ Don't know/Refused



Source: Kaiser Family Foundation Health Tracking Polls

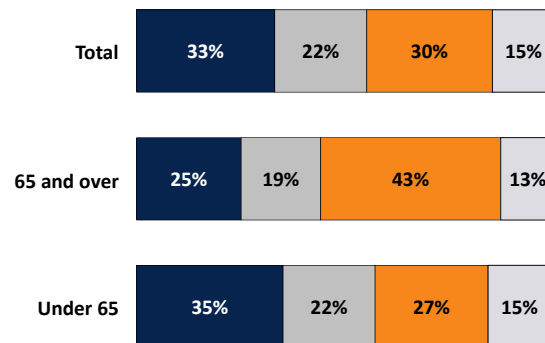


CHART 18

Impact of Health Reform Law on the Medicare Program: By Age

Do you think the Medicare program will be better off or worse off under the new health reform law, or don't you think it will make much difference?

■ Better off ■ No difference ■ Worse off ■ Don't know/Refused



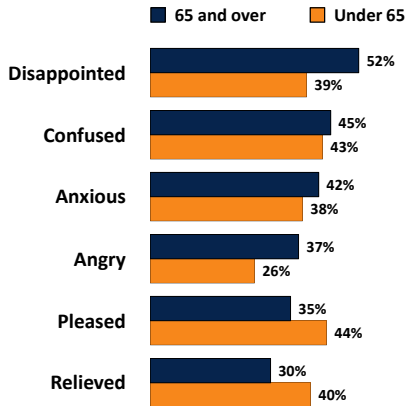
Source: Kaiser Family Foundation Health Tracking Poll (conducted July 8-13, 2010)



CHART 19

Emotional Reactions to Health Reform: By Age

Percent saying that each of the following does describe their feelings about the health reform law.



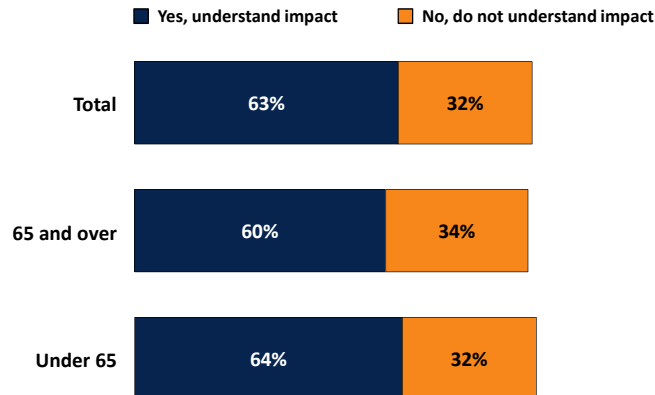
Source: Kaiser Family Foundation Health Tracking Poll (conducted July 8-13, 2010)



CHART 20

Understanding the Personal Impact of Health Reform: By Age

Do you feel you understand what the impact of the health reform law will be on you and your family, or not?



Note: Don't know/Refused answers not shown.

Source: Kaiser Family Foundation Health Tracking Poll (conducted July 8-13, 2010)



CHART 21

Familiarity with Medicare Provisions in Health Reform Law: By Age

ELEMENTS THAT ARE INCLUDED IN THE HEALTH REFORM LAW			
Percent who say the new health reform law does each of the following:			
	Total	65+	Under 65
Increase Medicare payroll tax on upper-income Americans	58%	56%	59%
Increase the premiums some higher income people on Medicare pay to receive coverage for doctor visits and prescription drugs	54	52	55
Gradually close the Medicare "doughnut hole"	49	50	49
Limit future increases in Medicare payments to providers	49	44	50
Reduce Medicare payments to private plans, also known as Medicare Advantage plans, that provide coverage to some people on Medicare	45	42	45
Eliminate co-pays and deductibles that people previously had to pay for many preventive services under Medicare	38	33	39
Provide a bonus to physicians who provide primary care services to people on Medicare	36	26	38
ELEMENTS THAT ARE <u>NOT</u> INCLUDED IN THE HEALTH REFORM LAW			
Percent who say the new health reform law does each of the following:			
	Total	65+	Under 65
Cut benefits that were previously provided to all people on Medicare	43	50	41
Cut payments to doctors who see Medicare patients	43	52	41
Allow a government panel to make decisions about end-of-life care for people on Medicare	41	36	43

Question wording abbreviated. See Topline: <http://www.kff.org/kaiserpolls/8084.cfm> for full question wording.
Source: Kaiser Family Foundation Health Tracking Poll (conducted July 8-13, 2010)



CHART 22

Seniors' Familiarity with Medicare Provisions in Health Reform Law

ELEMENTS THAT ARE INCLUDED IN THE HEALTH REFORM LAW			
AMONG SENIORS (ages 65 and older): To the best of your knowledge, would you say the new law does or does not do each of the following?			
	Yes	No	Dk/Ref.
Increase Medicare payroll tax on upper-income Americans	56%	25%	19%
Increase the premiums some higher income people on Medicare pay to receive coverage for doctor visits and prescription drugs	52	28	20
Gradually close the Medicare "doughnut hole"	50	25	24
Limit future increases in Medicare payments to providers	44	37	19
Reduce Medicare payments to private plans, also known as Medicare Advantage plans, that provide coverage to some people on Medicare	42	31	27
Eliminate co-pays and deductibles that people previously had to pay for many preventive services under Medicare	33	45	22
Provide a bonus to physicians who provide primary care services to people on Medicare	26	44	30
ELEMENTS THAT ARE <u>NOT</u> INCLUDED IN THE HEALTH REFORM LAW			
AMONG SENIORS (ages 65 and older): To the best of your knowledge, would you say the new law does or does not do each of the following?			
	Yes	No	Dk/Ref.
Cut payments to doctors who see Medicare patients	52	32	17
Cut benefits that were previously provided to all people on Medicare	50	34	16
Allow a government panel to make decisions about end-of-life care for people on Medicare	36	48	17

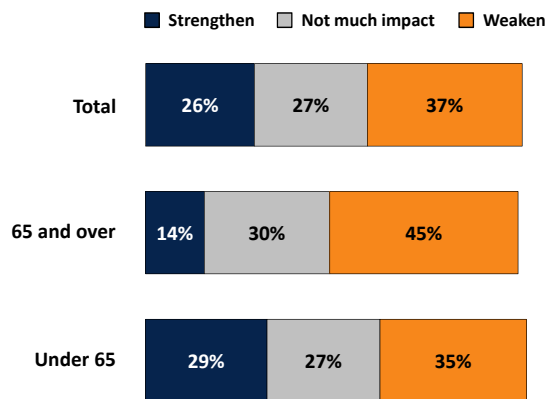
Question wording abbreviated. See Topline: <http://www.kff.org/kaiserpolls/8084.cfm> for full question wording.
Source: Kaiser Family Foundation Health Tracking Poll (conducted July 8-13, 2010)



CHART 23

Impact of Health Reform Law on Medicare Finances: By Age

Do you think the health reform law will strengthen the financial condition of the Medicare Trust fund that pays for hospital services, weaken the financial condition of the Medicare trust fund, or will it not have much of an impact?



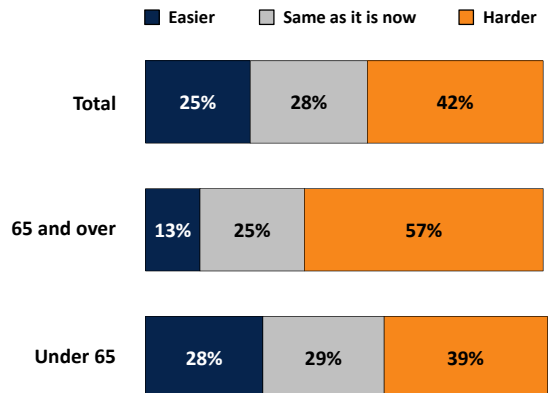
Note: Don't know/Refused answers not shown.
Source: Kaiser Family Foundation *Health Tracking Poll* (conducted July 8-13, 2010)



CHART 24

Finding Doctors Willing to See Medicare Patients: By Age

With the new law, do you think it will be easier, harder or about the same as it is now for the average person on Medicare to find a doctor who is willing to see them?



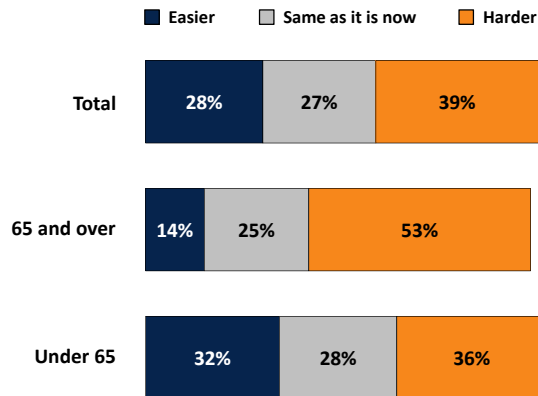
Note: Don't know/Refused answers not shown.
Source: Kaiser Family Foundation *Health Tracking Poll* (conducted July 8-13, 2010)



CHART 25

Getting Health Care Services Needed: By Age

With the new law, do you think it will be easier, harder or about the same as it is now for the average person on Medicare to get the health care services they need?



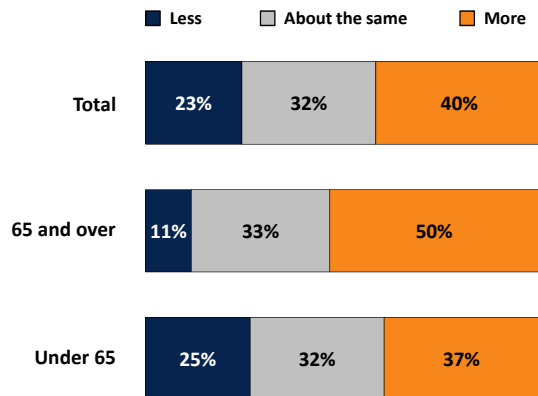
Note: Don't know/Refused answers not shown.
Source: Kaiser Family Foundation Health Tracking Poll (conducted July 8-13, 2010)



CHART 26

Out-of-Pocket Spending for Medicare Patients: By Age

With the new law, do you think the average person on Medicare will have to spend more out of their own pocket, less out of their own pocket, or about the same amount they spend now on health care?



Note: Don't know/Refused answers not shown.
Source: Kaiser Family Foundation Health Tracking Poll (conducted July 8-13, 2010)



Methodology

This *Kaiser Health Tracking Poll* was designed and analyzed by public opinion researchers at the Kaiser Family Foundation led by Mollyann Brodie, Ph.D., including Liz Hamel, Sarah Cho, Claudia Deane, Carolina Gutiérrez, and Theresa Boston. The survey was conducted July 8 through July 13, 2010, among a nationally representative random sample of 1,504 adults ages 18 and older, including 406 adults ages 65 and older. Telephone interviews conducted by landline (1,100) and cell phone (404, including 125 who had no landline telephone) were carried out in English and Spanish by Princeton Survey Research Associates.

The margin of sampling error for the total sample is plus or minus 3 percentage points, for those ages 18 to 64 it is plus or minus 4 percentage points, and for those ages 65 and older it is plus or minus 6 percentage points. For results based on other subgroups, the margin of sampling error may be higher. Note that sampling error is only one of many potential sources of error in this or any other public opinion poll.

“VOL” indicates that a response was volunteered by respondent, not an explicitly offered choice.

Due to rounding, percentages may not add to 100.





The Henry J. Kaiser Family Foundation

Headquarters
2400 Sand Hill Road
Menlo Park, CA 94025
Phone: (650) 854-9400 Fax: (650) 854-4800

Washington Offices and
Barbara Jordan Conference Center
1330 G Street, NW
Washington, DC 20005
Phone: (202) 347-5270 Fax: (202) 347-5274

www.kff.org

This publication (#8084-C) is available on the
Kaiser Family Foundation website at www.kff.org.

The Kaiser Family Foundation is a non-profit private operating foundation, based in Menlo Park, California, dedicated to producing and communicating the best possible analysis and information on health issues.