

# Status of ADAP Waiting Lists and Other Cost-Containment Measures

**Jennifer Kates**  
**Kaiser Family Foundation**

and

**Murray Penner**  
**National Alliance of State and Territorial AIDS Directors**

**December 15, 2004**



# What are ADAP Waiting Lists?

- Faced with increasing numbers of clients and demand, rising drug costs, and limited funding, ADAPs need to contain costs
- ADAPs establish waiting lists as one tool for containing costs
- Other cost containment measures include:
  - Lowering financial eligibility
  - Limiting or reducing ADAP formularies
  - Establishing monthly or annual expenditure caps
  - Using drug purchasing strategies
  - Using other Ryan White CARE Act funds (Title II base), often at the expense of other services

## What are ADAP Waiting Lists - continued

- **ADAP eligible individuals join waiting lists and do not receive medications from ADAP until they move into the program**
- **Those on waiting lists may access state- or manufacturer-operated Pharmacy Assistance Programs while on ADAP waiting lists**
- **States face challenges in managing waiting lists – some states choose other cost containment measures instead**

## Current Status of ADAP Waiting Lists

The Administration's \$20 million ADAP Initiative is now underway and waiting list numbers have begun to decrease

As of November 22, 2004:

- 9 ADAPs reported a waiting list - 4 of those were not eligible for the Administration's Initiative
- 813 individuals were on waiting lists in those states, with 758 of those clients due to be enrolled in the Initiative
- 13 ADAPs have instituted cost containment measures (other than waiting lists) since April '03
- 6 ADAPs anticipate new or additional cost containment measures before March 31, 2005



Figure 4

# ADAPs Eligible for Administration's Initiative, June 2004

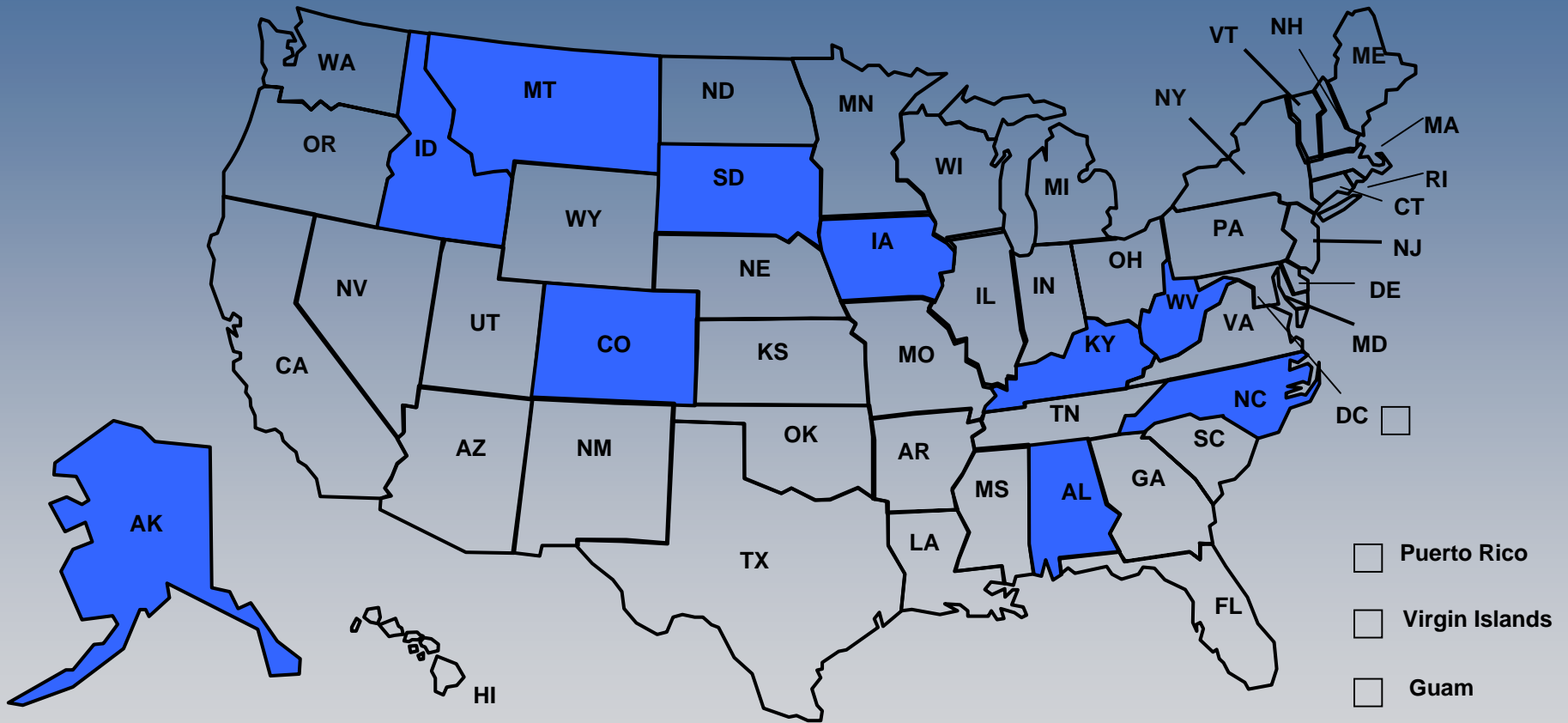
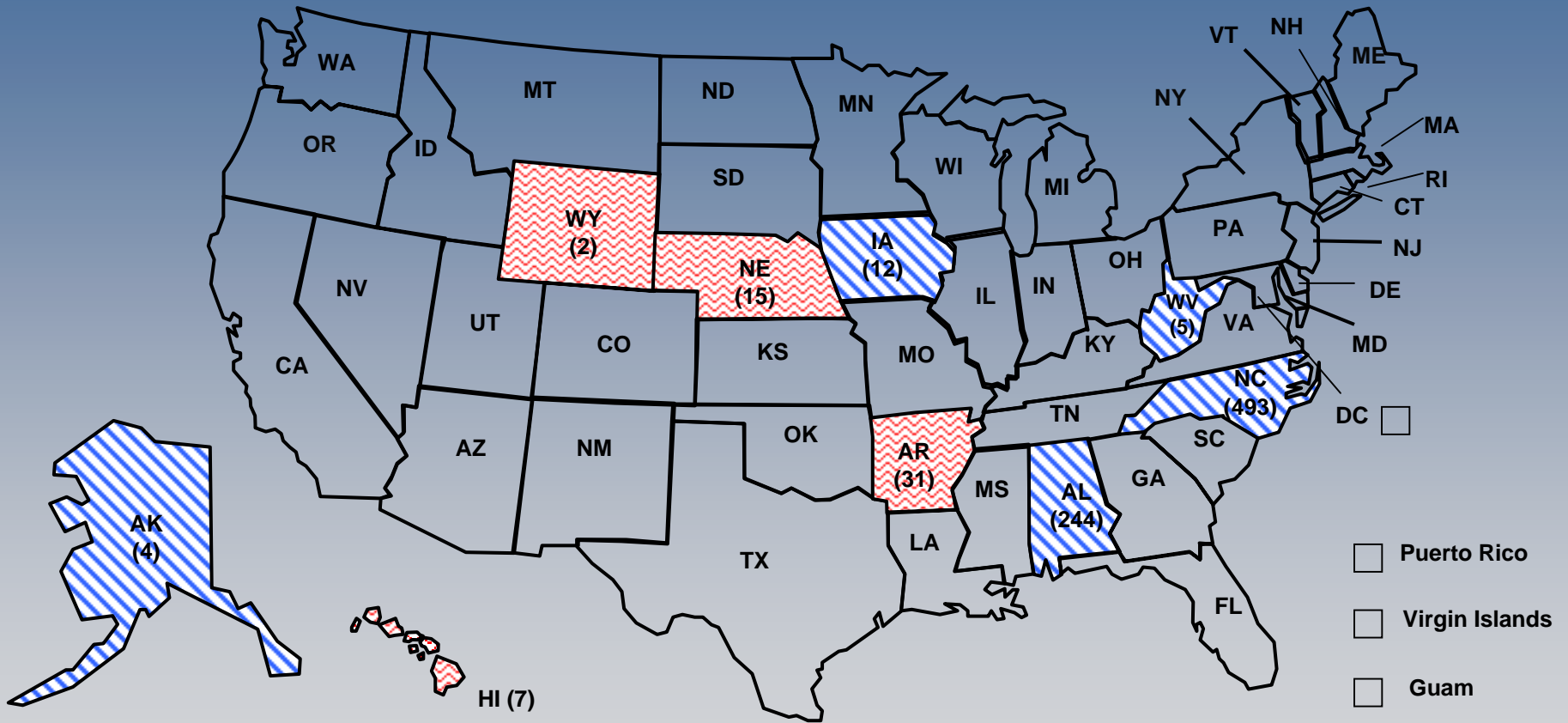


Figure 5

# ADAPs with Waiting Lists by Eligibility Status for President's Initiative, November 2004



Eligible ADAPs with Waiting Lists (5 states – 758 individuals)

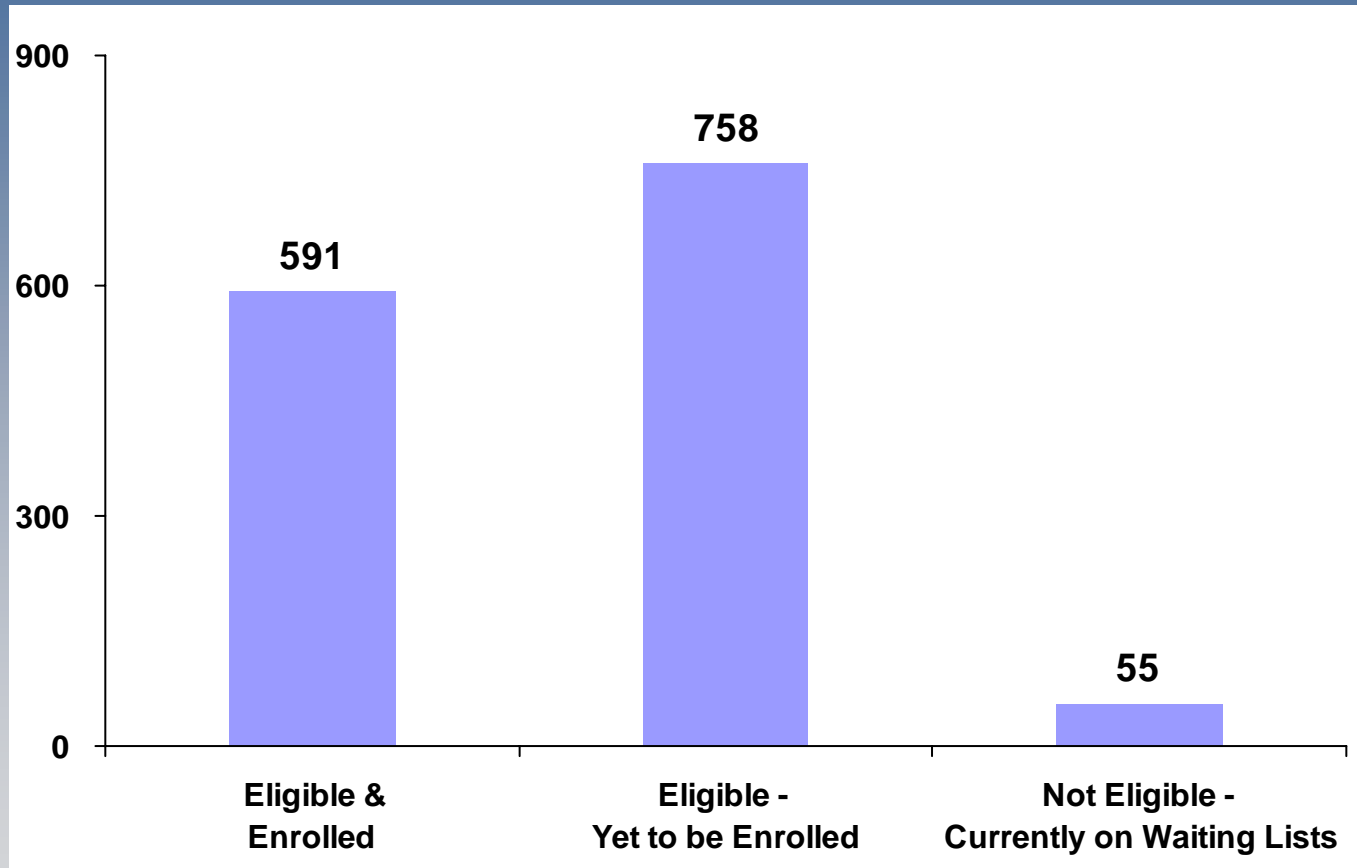
Not-Eligible ADAPs with Waiting Lists (4 states – 55 individuals)





Figure 7

# Implementation of the Administration's \$20 Million ADAP Initiative: Enrollment Status as of 11/04



Sources: National Alliance of State and Territorial AIDS Directors, *ADAP Watch*, December 2004; Kaiser Family Foundation and National Alliance of State and Territorial AIDS Directors, National ADAP Monitoring Project Data Analysis, December 2004.





## Analysis of ADAP Waiting List Trends

- **First analysis of trends over time**
- **ADAPs surveyed regularly between July 2002 November 2004 (18 survey periods total)**
- **Data on waiting lists and other cost containment measures collected and verified**
  - Whether waiting list in place
  - Number of people on waiting list
  - Whether other cost containment measures in place and/or anticipated
- **Implementation of Administration's \$20 Million ADAP Initiative included in survey periods**

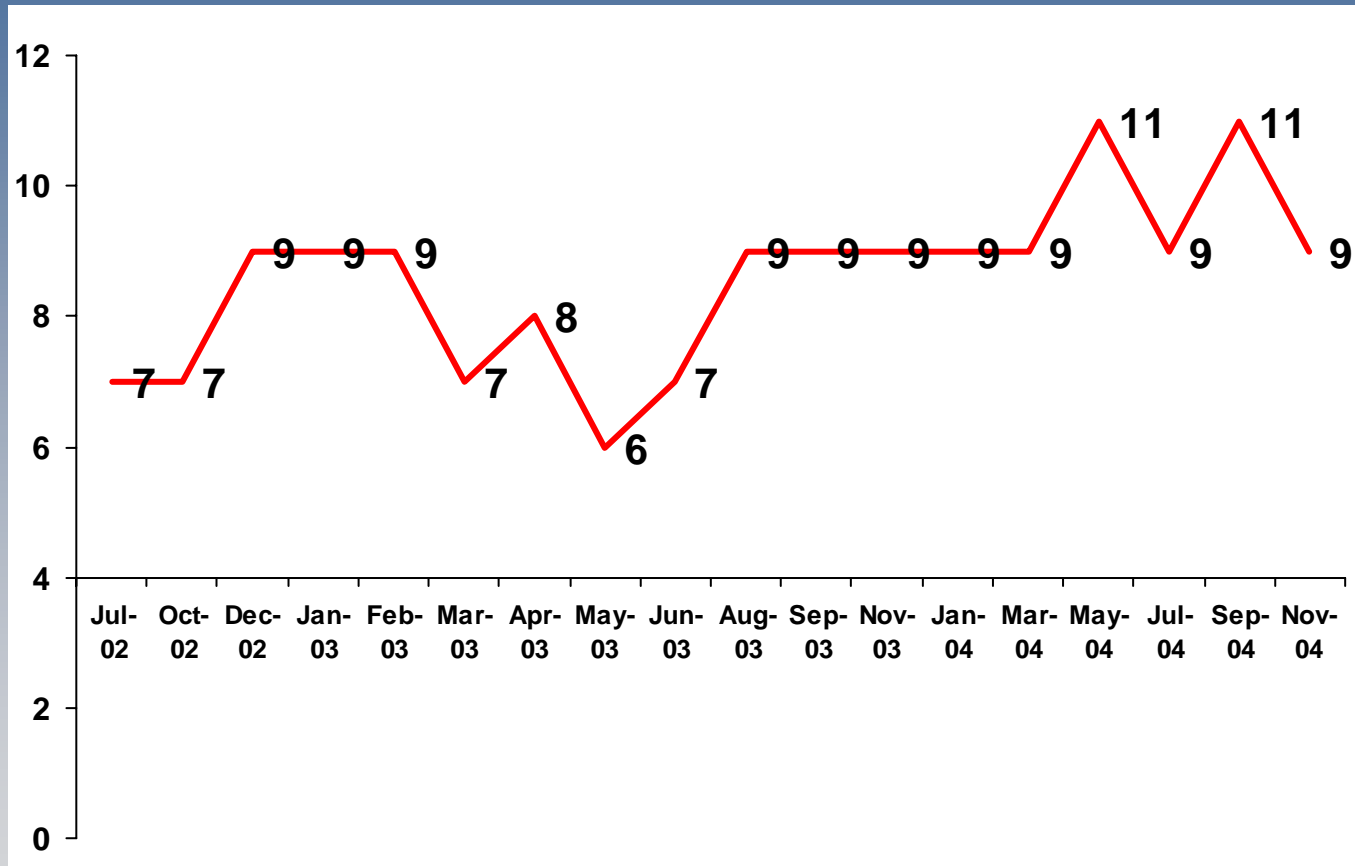
## Key Findings

- **Fluctuation *across* states:**
  - Number of people on waiting lists ranged from low of 537 to high of 1629; average was 862.
  - Number of states with waiting lists ranged from low of 6 to high of 11
- **Fluctuation *within* states**
  - Number of people went up and down, sometimes eliminated, then reinstated
- **Eighteen states had a waiting list at some point between 7/02 – 11/04**
  - Most of these states had them in place for more than one survey period
  - 1 had a waiting list throughout, in all 18 periods
  - 7 had waiting lists in at least 10 of the periods



Figure 10

# Number of States with ADAP Waiting Lists by Survey Period, 7/02 – 11/04



Source: Kaiser Family Foundation and National Alliance of State and Territorial AIDS Directors, National ADAP Monitoring Project Data Analysis, December 2004.



Figure 11

# Number of People with HIV/AIDS on ADAP Waiting Lists, by Survey Period, 7/02 – 11/04

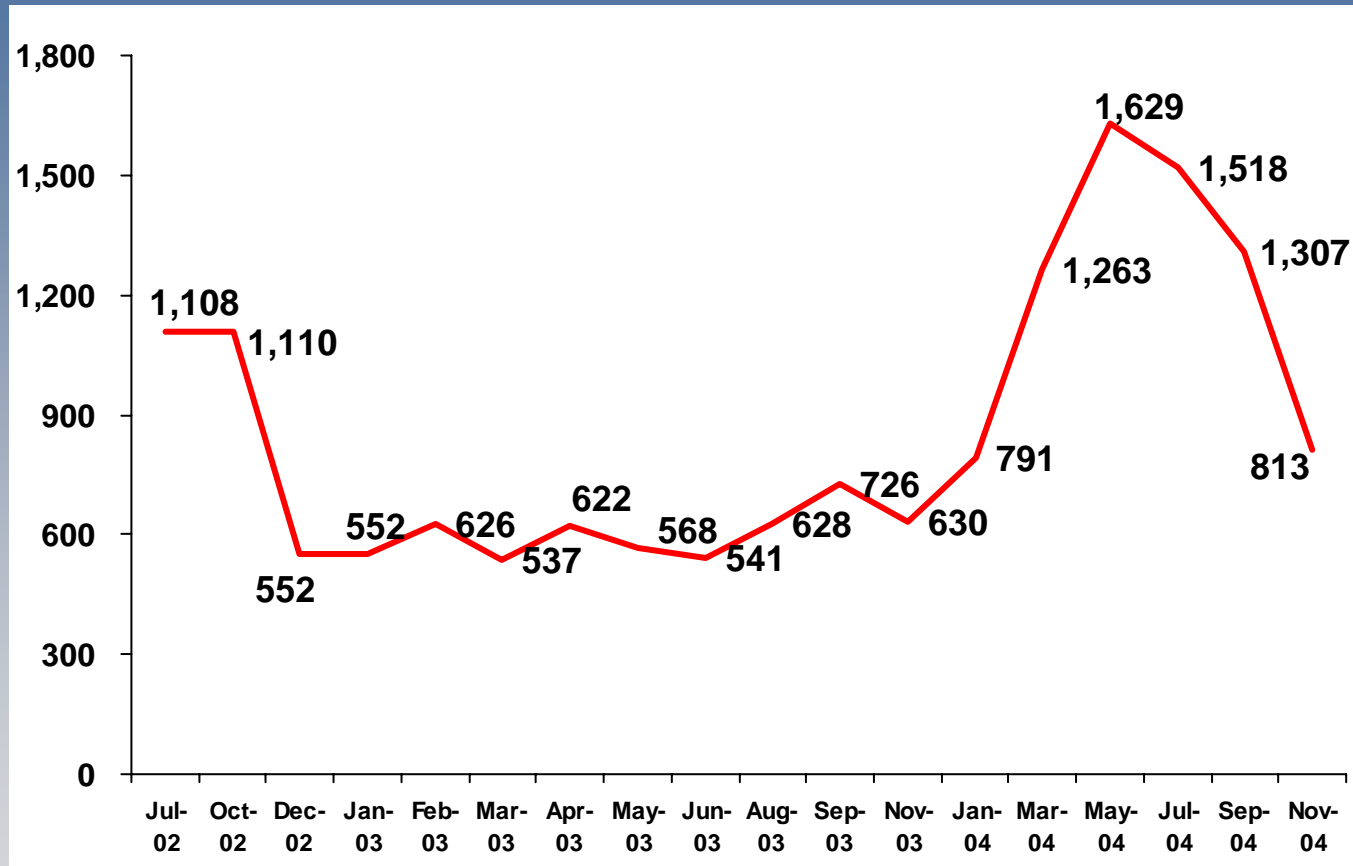
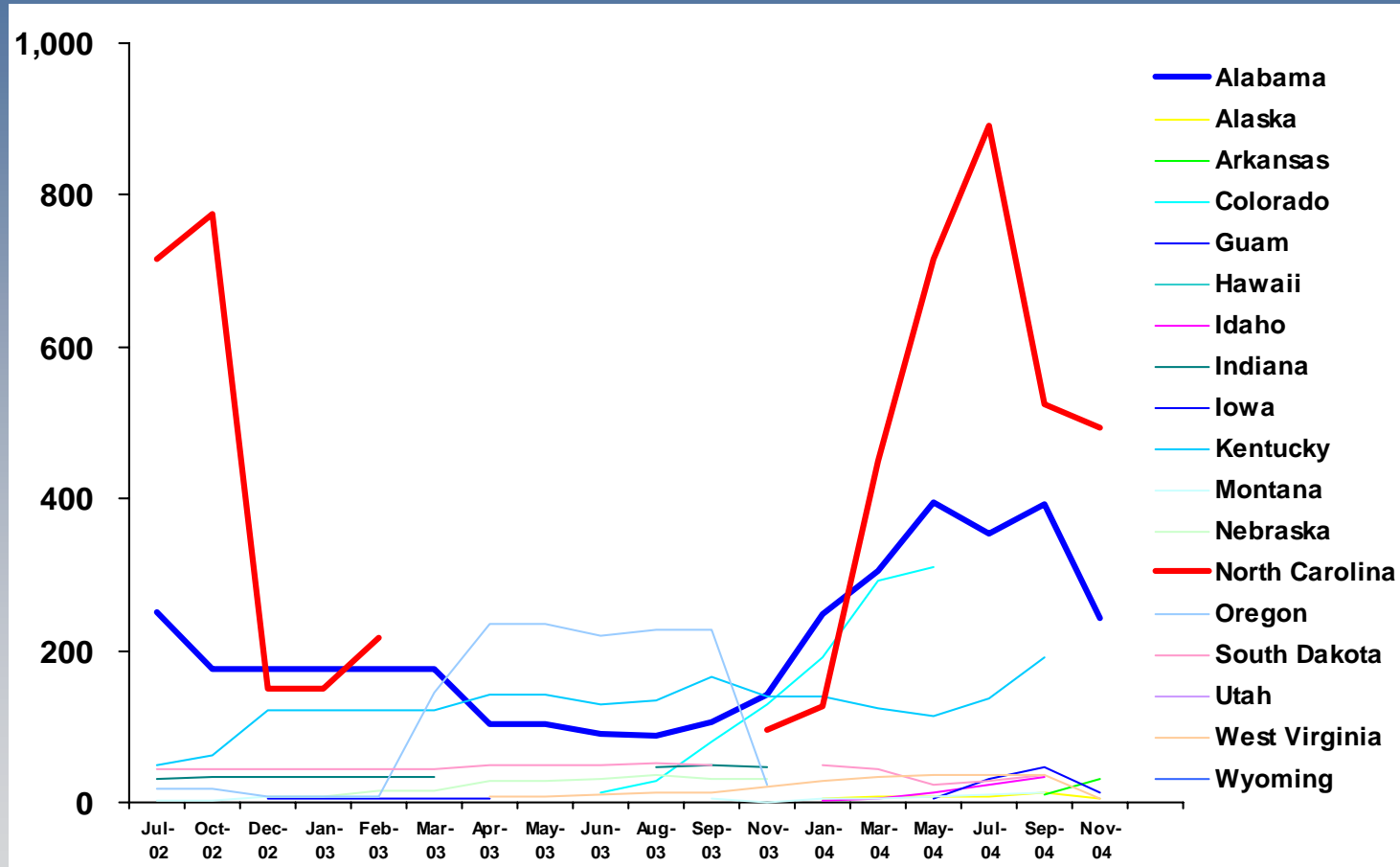


Figure 12

# Number of People with HIV/AIDS on ADAP Waiting Lists, by State & Survey Period, 7/02 – 11/04



Source: Kaiser Family Foundation and National Alliance of State and Territorial AIDS Directors, National ADAP Monitoring Project Data Analysis, December 2004.



## Conclusions

- **Administration's \$20 Million ADAP Initiative has helped to alleviate waiting lists in FY 2004**
  - Reaching almost half of those eligible in short time
  - Outstanding questions/issues
    - How to address those on waiting lists in non-eligible states?
    - Looking ahead to FY 2005 and beyond
- **Overall challenge: "capped funding" affects number of clients who can be served and amount of services provided**
- **ADAPs have limited set of tools for managing program costs and demand**
- **Waiting lists most visible example of this – but only one measure of unmet need**
- **Waiting lists fluctuate regularly**
  - Hard to predict and plan for
  - States face challenges in managing those on waiting lists