


---

Summary and Chartpack



# **Kaiser Family Foundation *Survey of Americans on HIV/AIDS***

## **Part Two – HIV Testing**

June 2004

---

### **Methodology**

The Kaiser Family Foundation *Survey of Americans on HIV/AIDS* was designed and analyzed by researchers at the Kaiser Family Foundation. Fieldwork was conducted by telephone by Princeton Survey Research Associates between March 15 and May 11, 2004, among a nationally representative random sample of 2,902 respondents 18 years of age and older. The survey included an oversample of African American and Latino respondents (a total of 800 African American and 439 Latino respondents were interviewed). Results for all groups have been weighted to reflect their actual distribution in the nation.

The margin of sampling error for the survey is plus or minus 2 percentage points. For results based on White respondents the margin of sampling error is plus or minus 3 percentage points; for African Americans it is plus or minus 4 percentage points; and for Latinos it is plus or minus 6 percentage points. For results based on subsets of respondents the margin of error is higher. Note that sampling error is only one of many potential sources of error in this or any other public opinion poll.

This is the second of three phases in which the full survey and in-depth analysis will be released. The first release (Part One) focused on findings related to Americans' views of the global HIV/AIDS epidemic. This release (Part Two) focuses on Americans' views and experiences with HIV testing. A more in-depth report on Americans' views and experiences with HIV (Part Three) will be released in August 2004, with a focus on differences between and among key subgroups of the population.

## SURVEY FINDINGS

*About half of Americans report ever having been tested for HIV, and African Americans, Latinos, and people under age 50 are the groups most likely to say they have been tested. The percent overall who say they have been tested for HIV has increased since 1997, however, the share who say they have been tested in the last twelve months has remained relatively stable since 1997 for most groups.*

- About half of Americans (48%) say they have ever been tested for HIV, including 20% who say they have been tested sometime in the last year (Chart 1).
- African Americans and Latinos are more likely than whites to say they have ever been tested for HIV, and that they've been tested in the past 12 months. More than a third (36%) of African Americans and three in ten Latinos (30%) say they've been tested in the last year, compared with 15% of Whites (Chart 1).
- Young adults ages 18-29 (57%) and those ages 30-49 (62%) are more likely to say they have ever been tested for HIV than those ages 50-64 (39%) and those ages 65 and older (14%) (Chart 2).
- Among all adults, the share saying they have ever been tested for HIV increased from 38% in 1997 to 43% in 2000 and to 48% in 2004 (Chart 3).
- Among the non-elderly (those under age 65), the percent who report ever being tested for HIV increased from 43% in 1997 to 55% in 2004 (Chart 4). This rise in the percent of non-elderly who report ever being tested is seen among African Americans, Latinos, and Whites (Chart 5). However, the share who say they have been tested in the last twelve months has remained relatively stable for each of these groups over time (Chart 6).
- Among those who were tested in the past 12 months, four in ten (43%) say they were tested in a private doctor's office, one in five (20%) went to a general health clinic, and about a third (32%) said they were tested someplace else. Two percent reported going to an HIV clinic to be tested, and 1% reported using a home HIV test.

***Most adults who have not been tested for HIV say that they don't feel they are at risk. Stigma and misconceptions about HIV testing remain as issues among the public.***

- Among the 50% who say they have never been tested for HIV, the most often cited reason for not being tested is not feeling at risk (72%). Fewer than ten percent say they haven't been tested because they don't like needles or giving blood (9%), they worry about confidentiality (6%), they don't know where to get tested (6%), and they're afraid they'll test positive (2%) (Chart 7).
- Misconceptions about HIV testing exist among the public. Among the 48% who say they've ever been tested for HIV, nearly a quarter (23%) say they had the impression their test was done as a routine part of an exam (Chart 8). While two-thirds (67%) of all adults know that you have to ask a doctor to perform an HIV test when having blood drawn as part of a routine physical exam, 17% think that it is standard practice to perform an HIV test as part of a routine physical, and another 16% are not sure.
- Stigma also persists around HIV testing. About three in ten said they would be very (17%) or somewhat (14%) concerned that people would think less of them if they found out they had been tested for HIV (Chart 9).

***Fewer than half of adults report having ever talked to a partner about HIV/AIDS, and about four in ten say they have talked to their doctor about it. Young people, African Americans, and Latinos are more likely to have talked to both their doctor and their partners about the disease. Many people say they need more information about different aspects of HIV testing.***

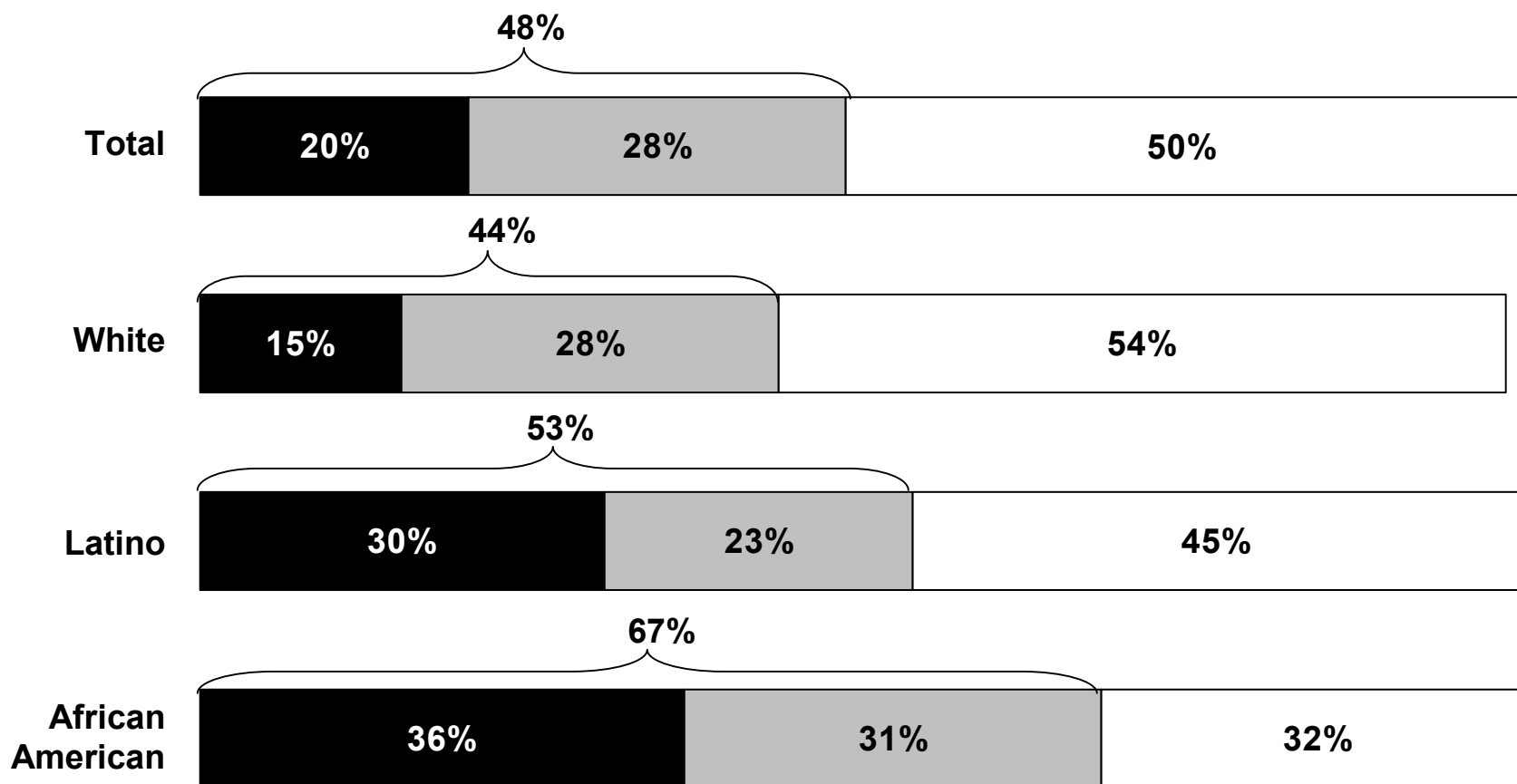
- About four in ten adults (38%) report having ever talked with a doctor or other health care provider about HIV/AIDS, up from 30% in 2000. More than half (55%) of African Americans say they have talked with a doctor about the disease, compared with 35% of Whites and 40% of Latinos (Chart 10). Young adults ages 18-29 are most likely to talk to their doctor about HIV (51%), compared with those age 30-49 (45%), 50-64 (30%), and 65 and older (15%) (Chart 11).
- Fewer than half (45%) of adults say they have ever talked to a partner about HIV or AIDS. African Americans (61%) and Latinos (54%) are more likely than Whites (41%) to say they've ever talked to a partner about HIV (Chart 10). Similarly, young adults ages 18-29 (60%) and those age 30-49 (54%) are more likely than those ages 50-64 (37%) and those ages 65 and older (18%) to reporting talking to a partner about HIV (Chart 11).
- Many people say they need more information about various aspects of HIV testing, including the different kinds of tests available (36%), how much testing costs (31%), whether test results are confidential (24%), and where to go to get tested for HIV (23%) (Chart 12). African Americans and Latinos are much more likely than Whites to say they need more information about HIV testing (Chart 13).

Chart 1

# Percent Who Report Being Tested by Race/Ethnicity

Percent saying they have ever been tested for HIV...

■ Yes, in last 12 months    ■ Yes, but not in last 12 months    □ No, never tested



Note: Don't know responses not shown; Numbers may not add up exactly due to rounding.

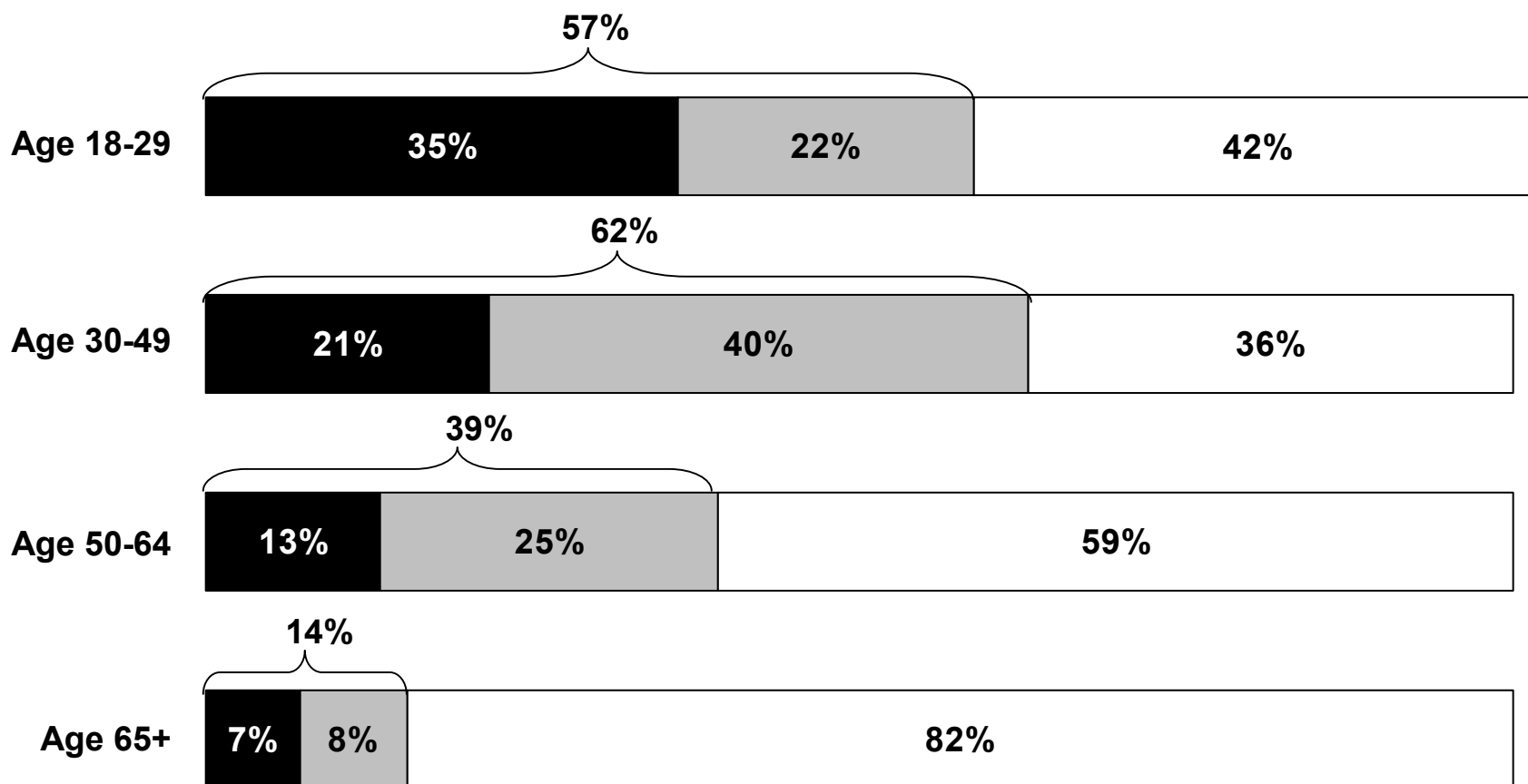
Source: Kaiser Family Foundation *Survey of Americans on HIV/AIDS* (conducted March 15 – May 11, 2004)

Chart 2

# Percent Who Report Being Tested by Age

Percent saying they have ever been tested for HIV...

■ Yes, in last 12 months    ■ Yes, but not in last 12 months    □ No, never tested



Note: Don't know responses not shown; Numbers may not add up exactly due to rounding.

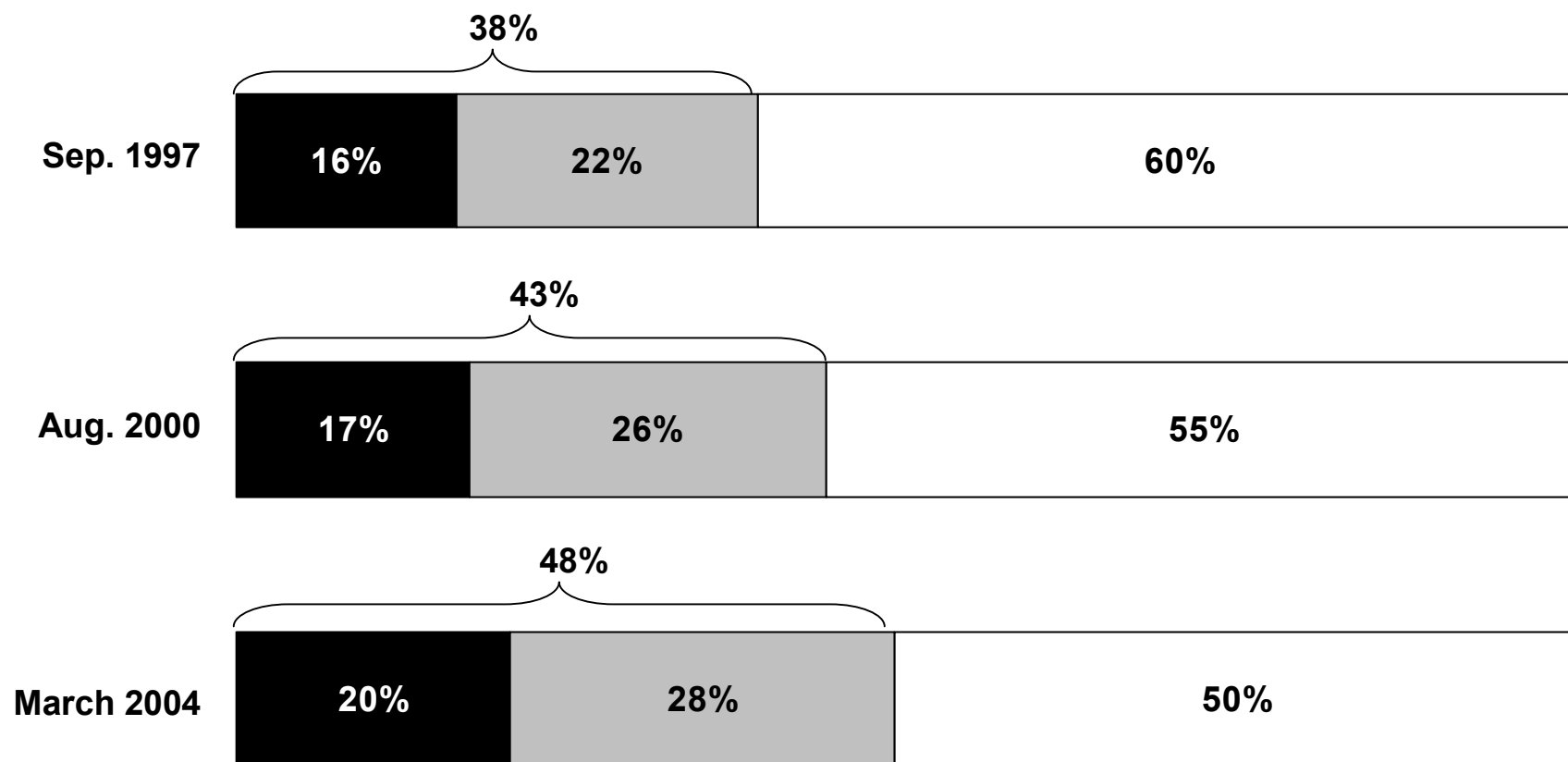
Source: Kaiser Family Foundation *Survey of Americans on HIV/AIDS* (conducted March 15 – May 11, 2004)

Chart 3

# Trend in Percent Reporting Being Tested for HIV

Percent saying they have ever been tested for HIV...

■ Yes, in last 12 months    ■ Yes, but not in last 12 months    □ No, never tested



Note: Don't know responses not shown; Numbers may not add up exactly due to rounding.

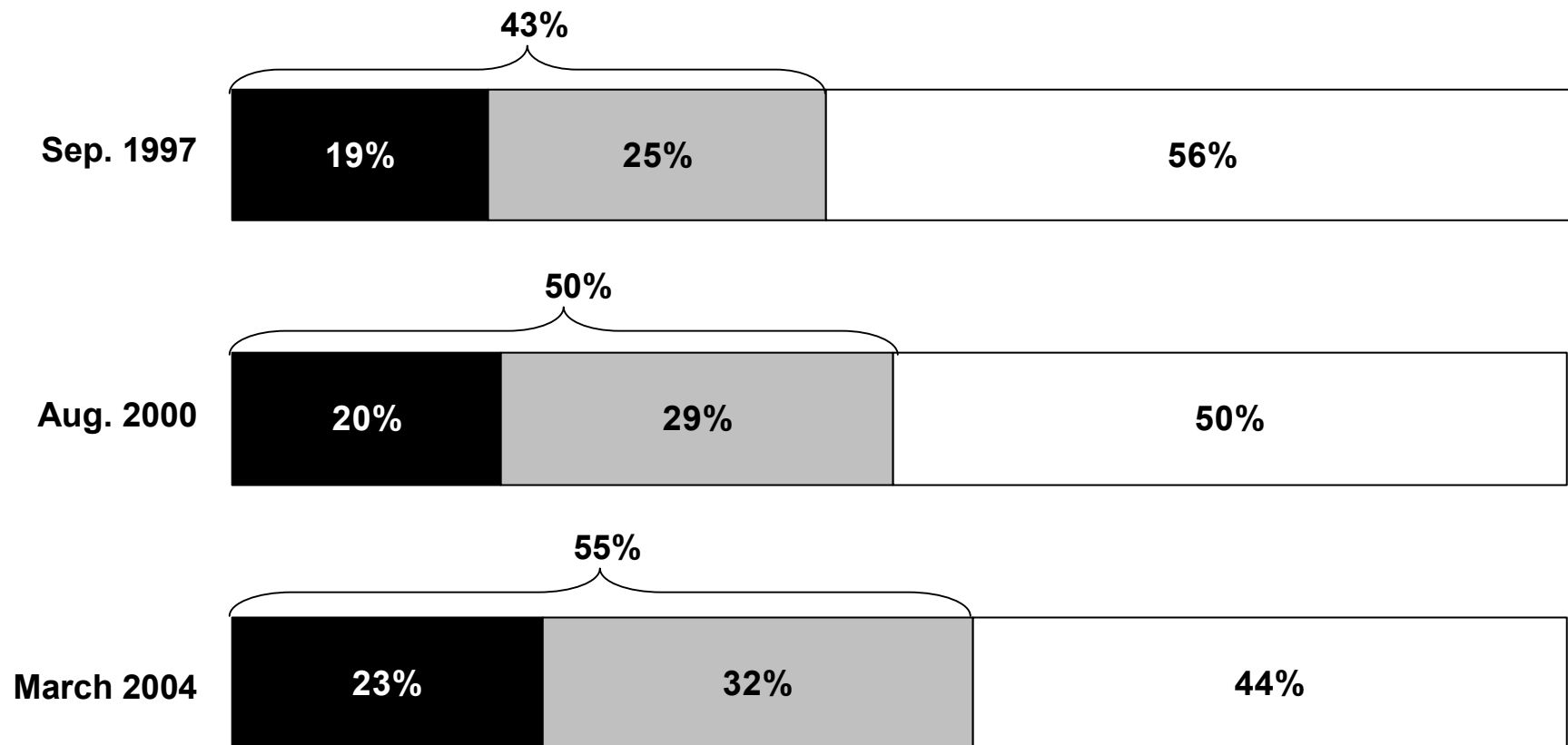
Sources: Kaiser Family Foundation *Survey of Americans on HIV/AIDS*, 2004 (conducted March 15 – May 11, 2004); *National Survey of Americans on HIV/AIDS*, 2000 (conducted Aug. 14 – Oct. 26, 2000); *Public Knowledge and Attitudes About HIV/AIDS*, 1997 (conducted Sept. 17 – Oct. 19, 1997)

Chart 4

# Trends in NON-ELDERLY Who Report Being Tested for HIV

Percent saying they have ever been tested for HIV among those under age 65...

■ Yes, in last 12 months    ■ Yes, but not in last 12 months    □ No, never tested



Note: Don't know responses not shown; Numbers may not add up exactly due to rounding.

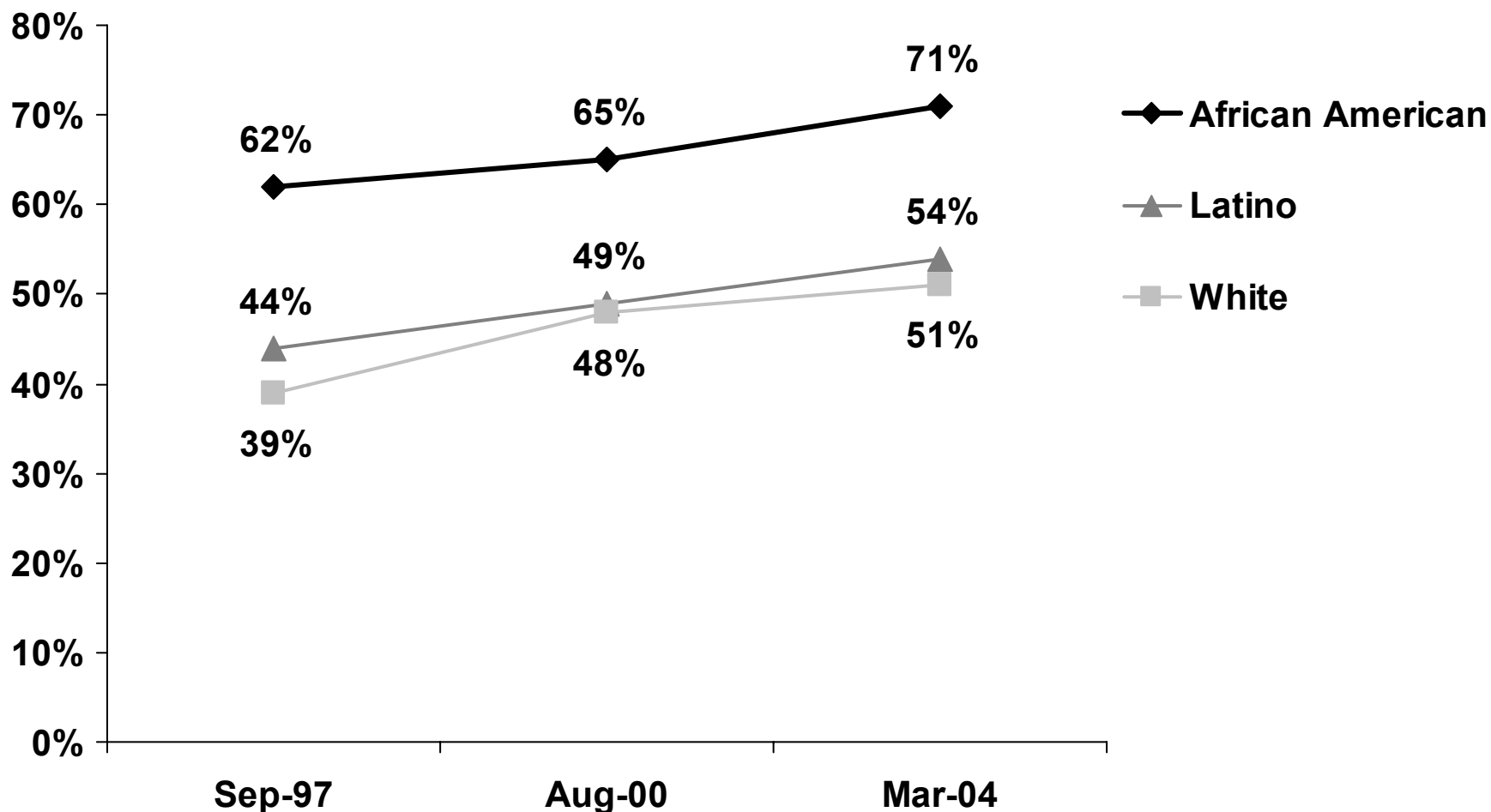
Sources: Kaiser Family Foundation *Survey of Americans on HIV/AIDS*, 2004 (conducted March 15 – May 11, 2004); *National Survey of Americans on HIV/AIDS*, 2000 (conducted Aug. 14 – Oct. 26, 2000); *Public Knowledge and Attitudes About HIV/AIDS*, 1997 (conducted Sept. 17 – Oct. 19, 1997)



Chart 5

# Trends in NON-ELDERLY Who Report Being Tested for HIV by Race/Ethnicity

Percent saying they have ever been tested for HIV among those under age 65...

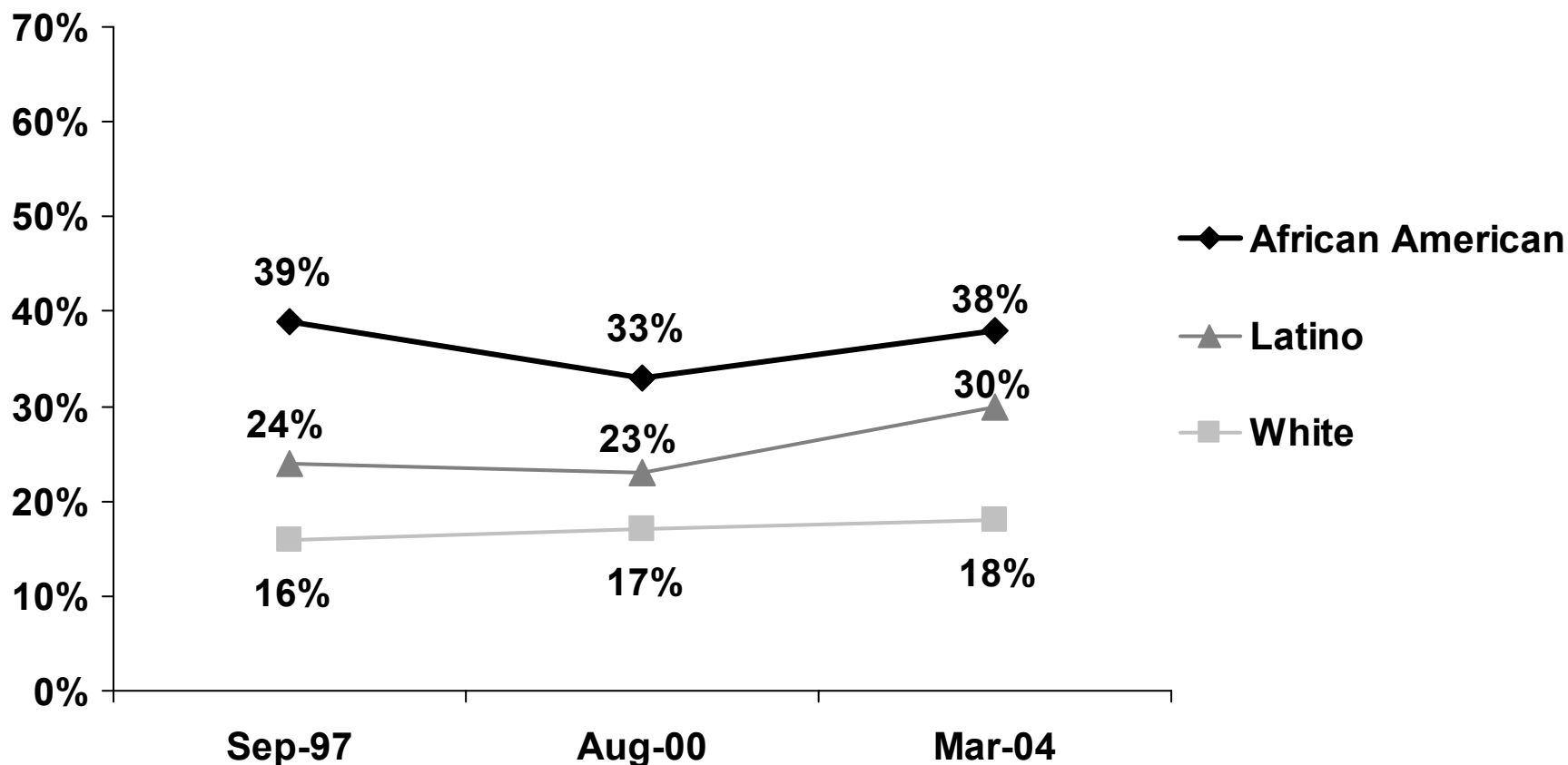


Sources: Kaiser Family Foundation *Survey of Americans on HIV/AIDS*, 2004 (conducted March 15 – May 11, 2004); *National Survey of Americans on HIV/AIDS*, 2000 (conducted Aug. 14 – Oct. 26, 2000); *Public Knowledge and Attitudes About HIV/AIDS*, 1997 (conducted Sept. 17 – Oct. 19, 1997)

Chart 6

# Trends in NON-ELDERLY Who Report Being Tested for HIV in the Last Twelve Months

Percent saying they have been tested for HIV IN THE LAST 12 MONTHS among those under age 65...

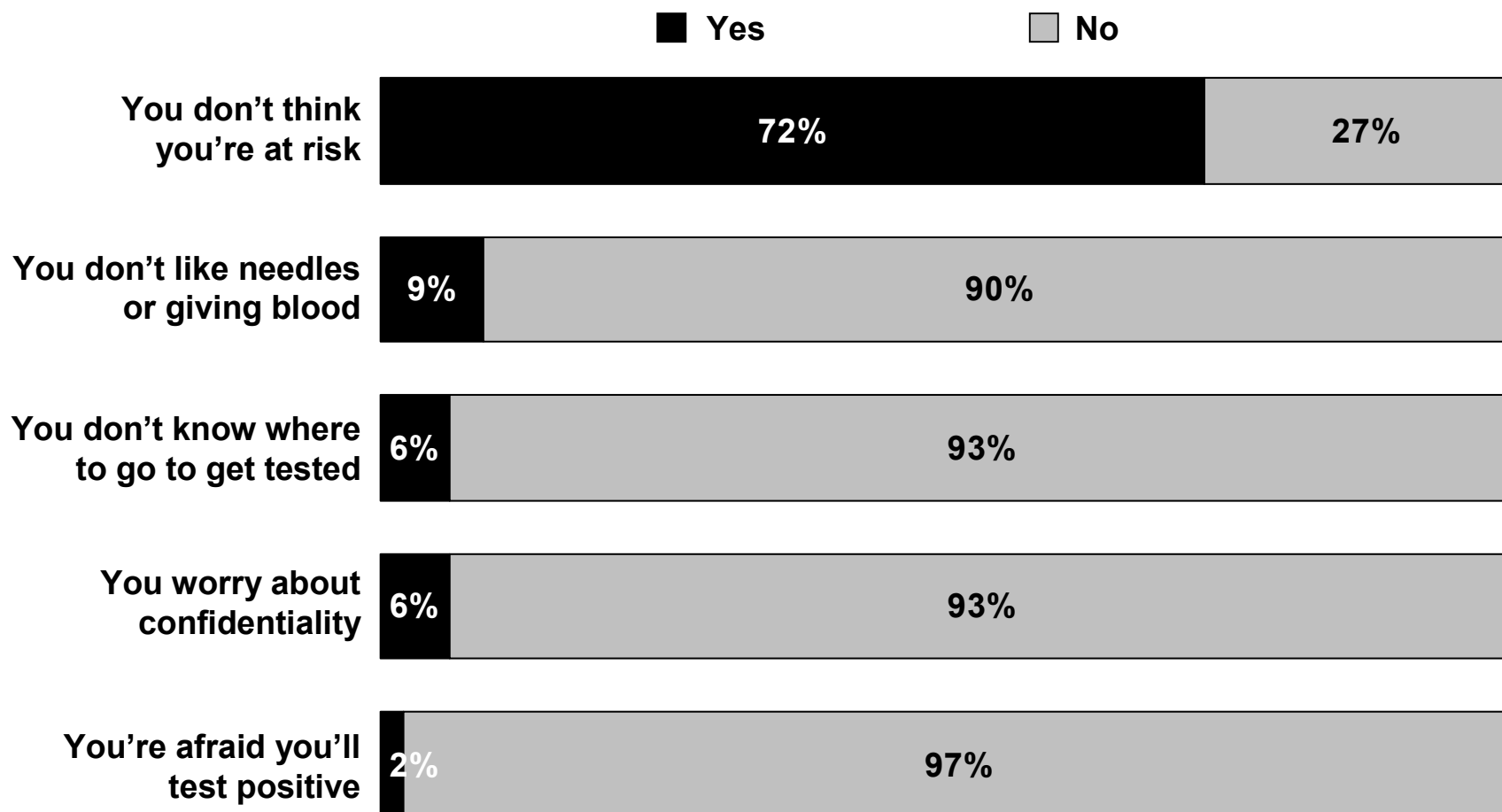


Sources: Kaiser Family Foundation *Survey of Americans on HIV/AIDS*, 2004 (conducted March 15 – May 11, 2004); *National Survey of Americans on HIV/AIDS*, 2000 (conducted Aug. 14 – Oct. 26, 2000); *Public Knowledge and Attitudes About HIV/AIDS*, 1997 (conducted Sept. 17 – Oct. 19, 1997)

Chart 7

## Reported Reasons for Not Being Tested

Is each of the following a reason you haven't been tested for HIV, or not? (Asked of the 50% who have never been tested for HIV)



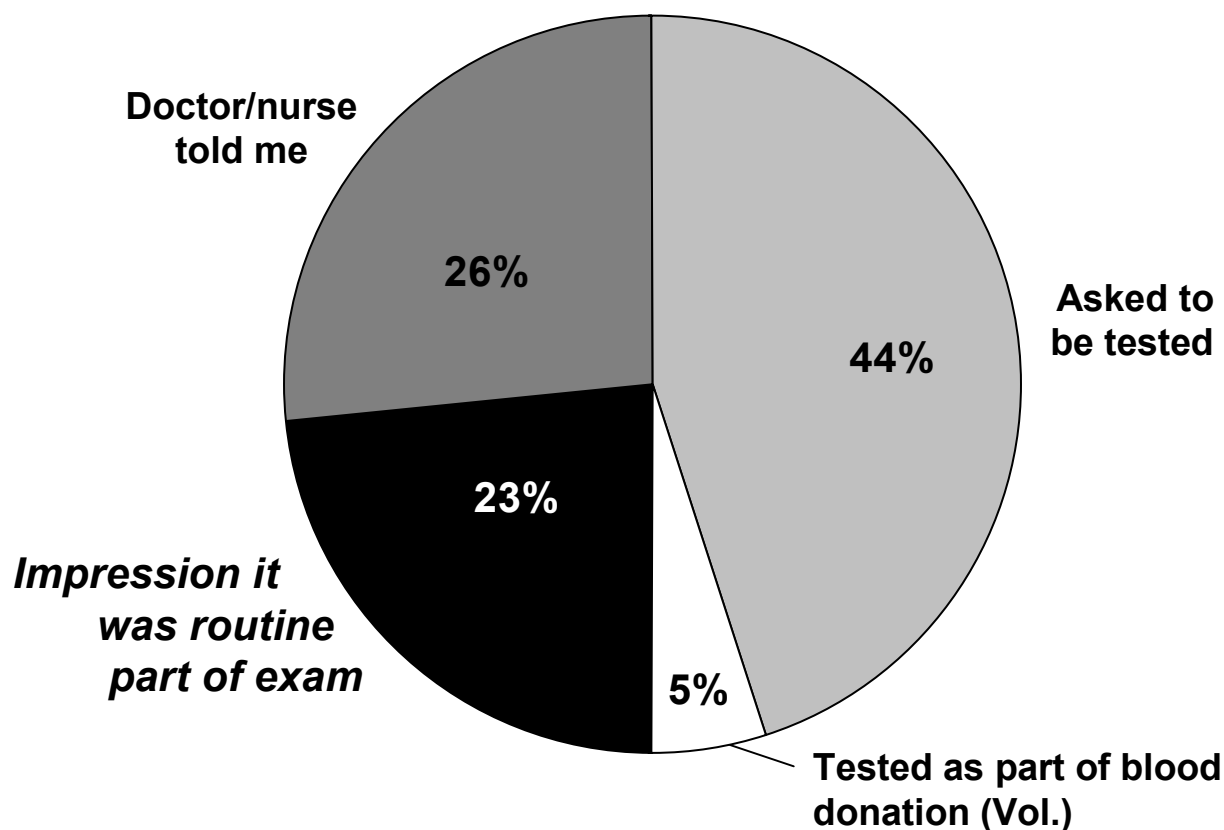
Note: Don't know responses not shown.

Source: Kaiser Family Foundation *Survey of Americans on HIV/AIDS* (conducted March 15 – May 11, 2004)

Chart 8

## Misconceptions Among Those Who Have Been Tested

The last time you were tested for HIV, how did you know the test was being done? Did you ask to be tested for HIV, did the doctor or nurse tell you this test was being done, or was it your impression that the test was a routine part of the exam? (*Asked of the 48% who have ever been tested*)



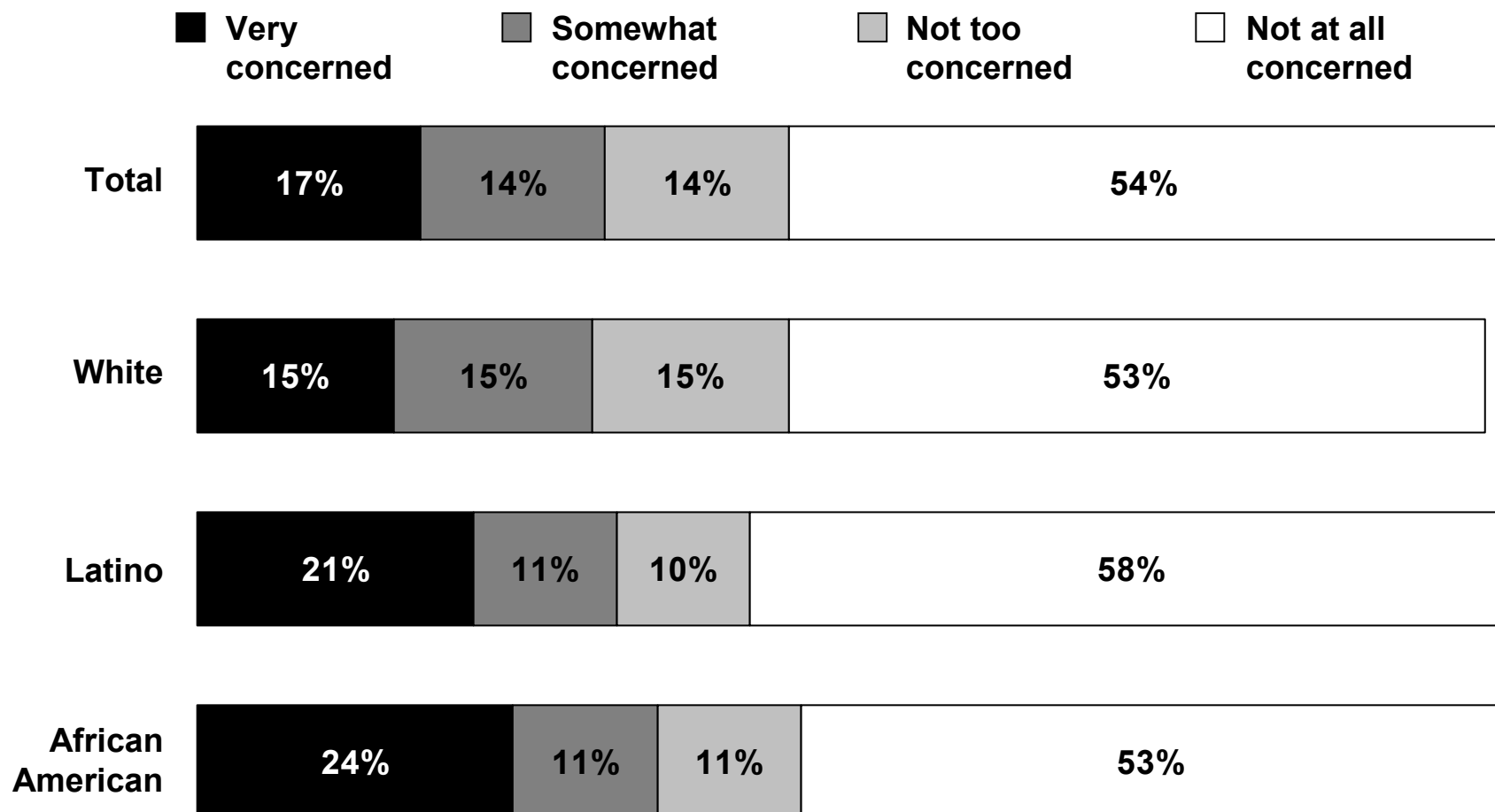
Note: Don't know responses not shown.

Source: Kaiser Family Foundation *Survey of Americans on HIV/AIDS* (conducted March 15 – May 11, 2004)

Chart 9

## Perceived Stigma Related to HIV Testing

If you were to be tested for HIV, how concerned would you be that people would think less of you if they found out you had been tested?



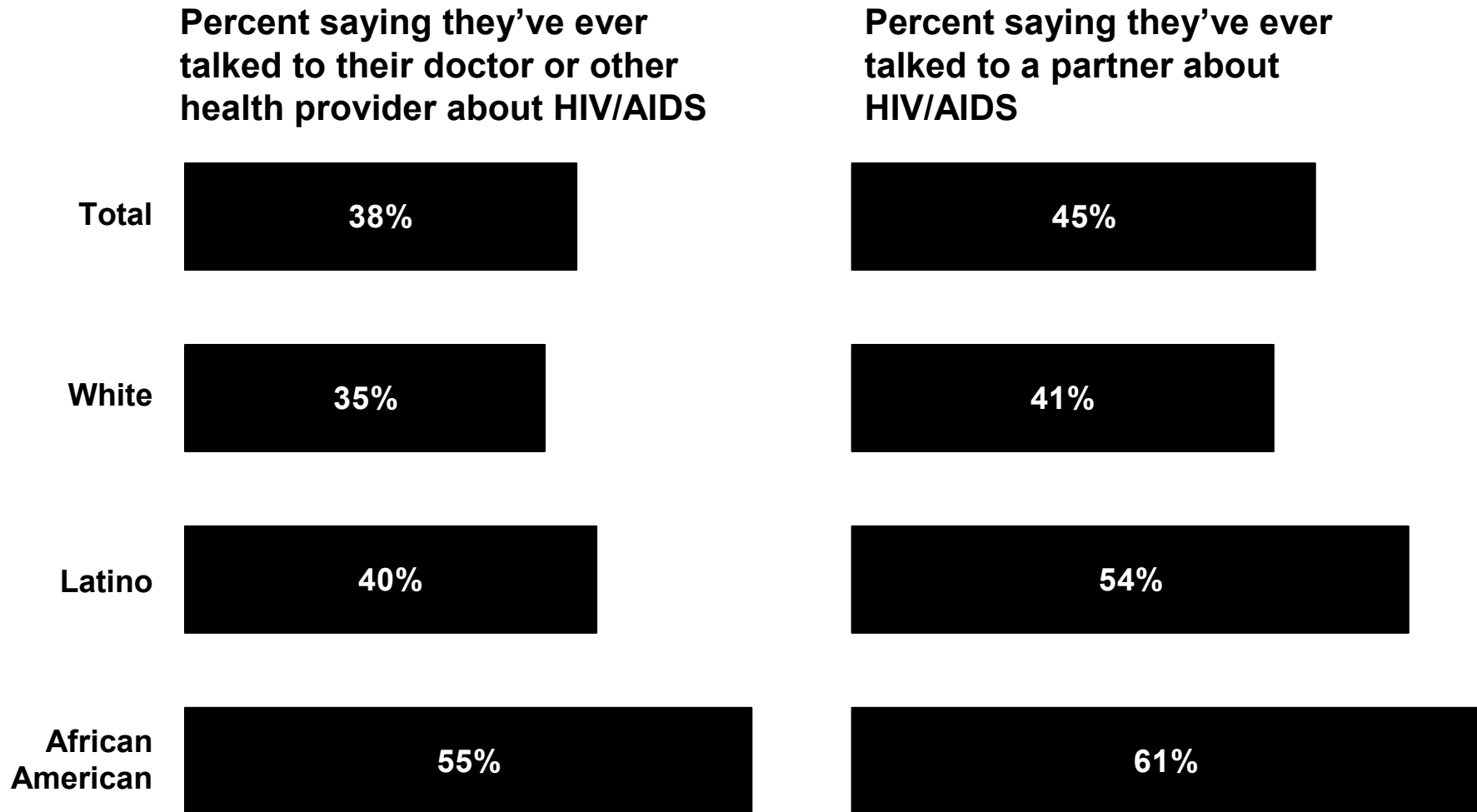
Note: Don't know responses not shown.

Source: Kaiser Family Foundation *Survey of Americans on HIV/AIDS* (conducted March 15 – May 11, 2004)

Chart 10

# Percent Who Have Talked to Their Doctor or Partner About HIV/AIDS by Race/Ethnicity

---

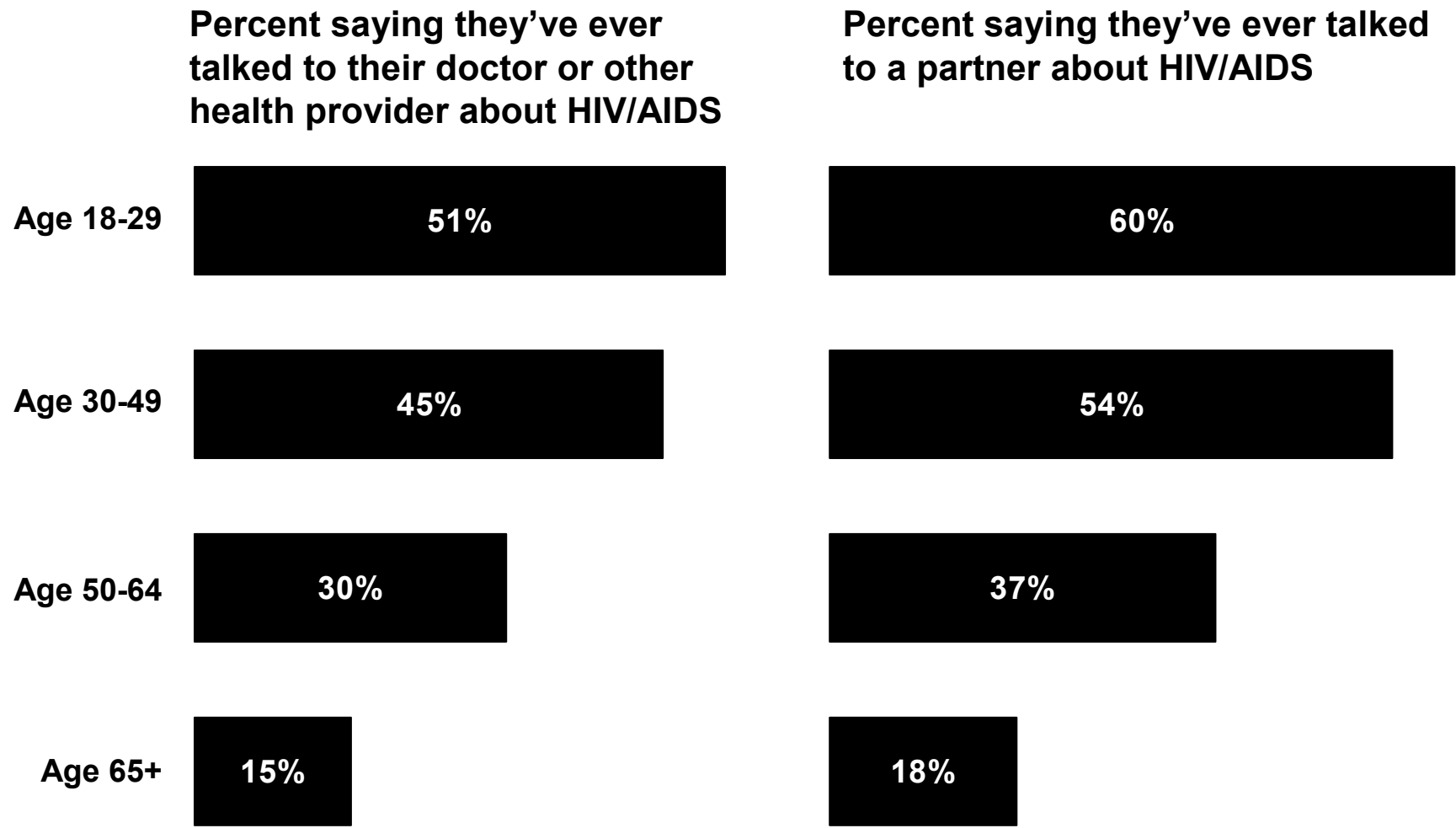


Source: Kaiser Family Foundation *Survey of Americans on HIV/AIDS* (conducted March 15 – May 11, 2004)

Chart 11

# Percent Who Have Talked to Their Doctor or Partner About HIV/AIDS by Age

---

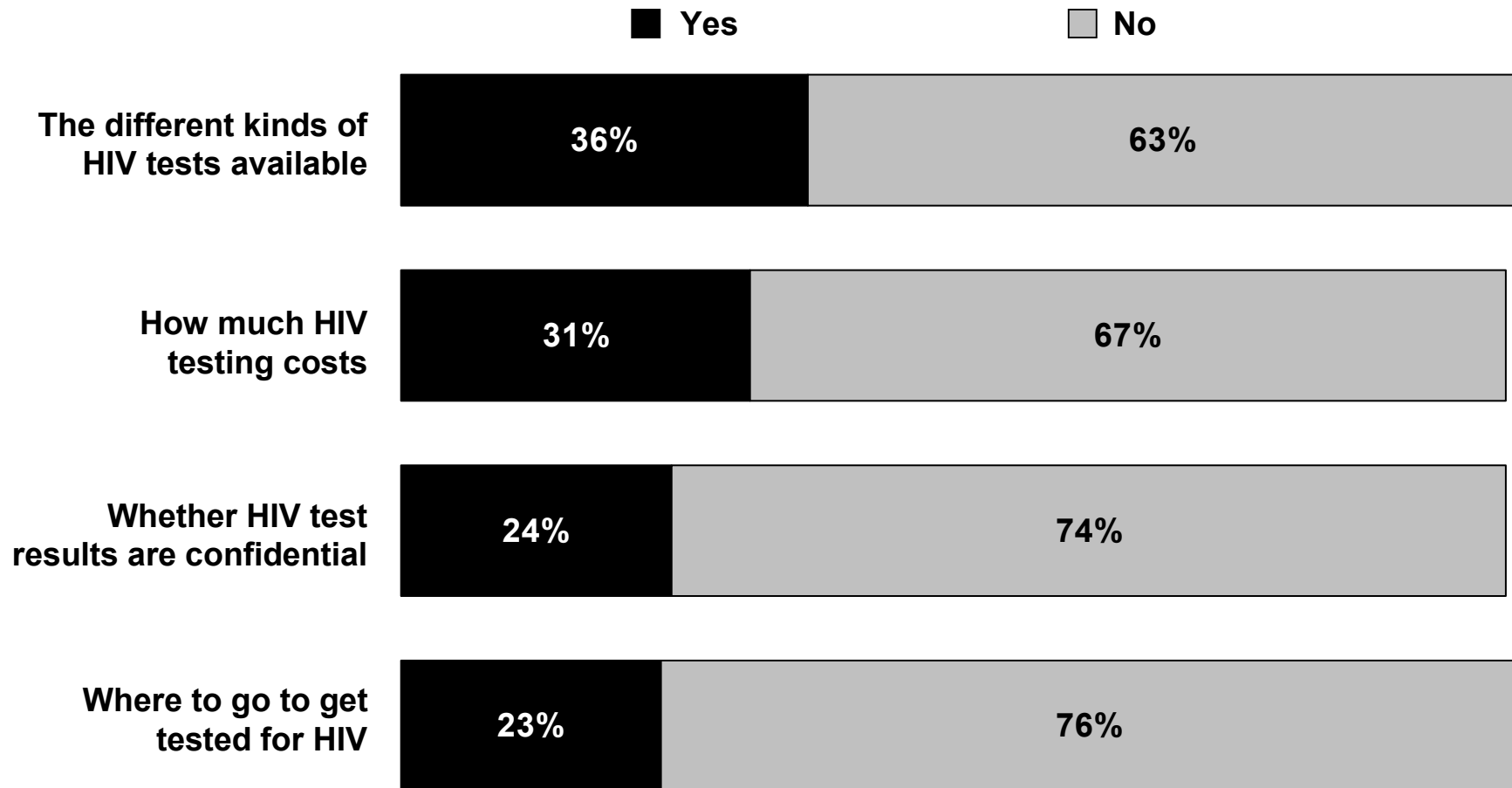


Source: Kaiser Family Foundation *Survey of Americans on HIV/AIDS* (conducted March 15 – May 11, 2004)

Chart 12

# Information People Say They Need About Testing

Please tell me which, if any, of the following you need more information about...



Note: Don't know responses not shown.

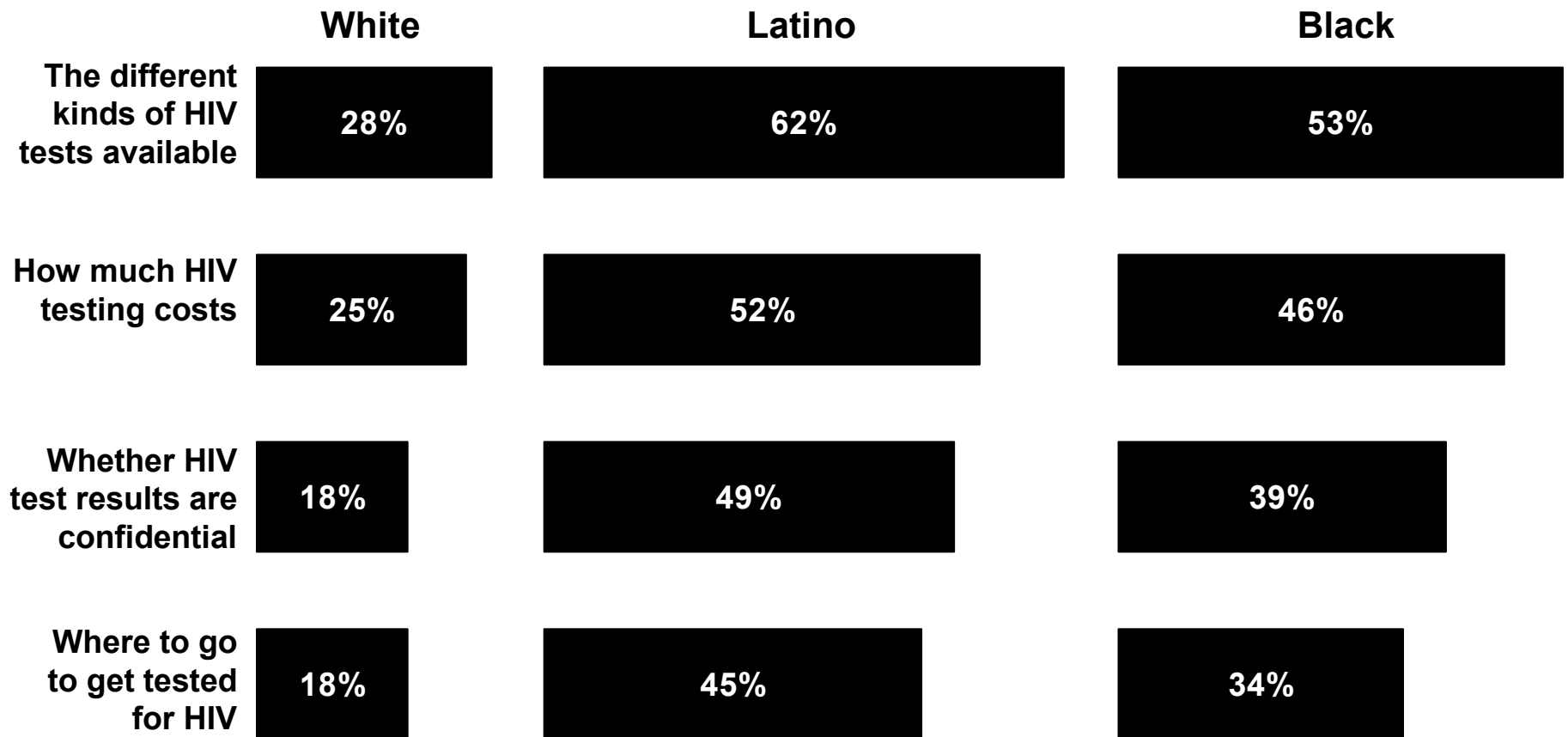
Source: Kaiser Family Foundation *Survey of Americans on HIV/AIDS* (conducted March 15 – May 11, 2004)




Chart 13

# Information People Say They Need About Testing by Race/Ethnicity

Percent who say they need more information about...



Source: Kaiser Family Foundation *Survey of Americans on HIV/AIDS* (conducted March 15 – May 11, 2004)



**The Henry J. Kaiser Family Foundation**  
2400 Sand Hill Road  
Menlo Park, CA 94025  
Phone: (650) 854-9400 Fax: (650) 854-4800

Washington Office:  
1330 G Street, NW  
Washington, DC 20005  
Phone: (202) 347-5270 Fax: (202) 347-5274

**[www.kff.org](http://www.kff.org)**

Additional copies of this publication (#7095) are available on  
the Kaiser Family Foundation's website at [www.kff.org](http://www.kff.org).

*The Kaiser Family Foundation is a non-profit, private operating foundation dedicated to providing information and analysis on health care issues to policymakers, the media, the health care community, and the general public. The Foundation is not associated with Kaiser Permanente or Kaiser Industries.*