

Summary and Chartpack



Kaiser Family Foundation *Survey of Americans on HIV/AIDS*

Part Three – Experiences and Opinions by Race/Ethnicity and Age

August 2004

Methodology

The Kaiser Family Foundation *Survey of Americans on HIV/AIDS* was designed and analyzed by researchers at the Kaiser Family Foundation. Fieldwork was conducted by telephone by Princeton Survey Research Associates between March 15 and May 11, 2004, among a nationally representative random sample of 2,902 respondents 18 years of age and older. The survey included an oversample of African American and Latino respondents (a total of 800 African American and 439 Latino respondents were interviewed). Results for all groups have been weighted to reflect their actual distribution in the nation.

The margin of sampling error for the survey is plus or minus 2 percentage points. For results based on White respondents the margin of sampling error is plus or minus 3 percentage points; for African Americans it is plus or minus 4 percentage points; and for Latinos it is plus or minus 6 percentage points. For results based on subsets of respondents the margin of error is higher. Note that sampling error is only one of many potential sources of error in this or any other public opinion poll.

This is the third of three phases in which the full survey and in-depth analysis has been released. The first release (Part One, June 2004) focused on findings related to Americans' views of the global HIV/AIDS epidemic. The second release (Part Two, June 2004) focused on Americans' views and experiences with HIV testing. This release (Part Three) represents a more in-depth report on Americans' views and experiences with HIV, with a focus on differences between and among key subgroups of the population.

SURVEY FINDINGS

African Americans and young people ages 18-29 are the groups in the U.S. that are most concerned about HIV/AIDS as a problem facing the nation, and the most likely to say that the government spends too little to fight the disease.

- HIV/AIDS ranks second (behind cancer) as the most urgent health problem facing the nation among the public in general, but ranks first as a problem named by African Americans. More than four in ten African Americans (43%), three in ten Latinos (31%), and 17% of whites say that HIV/AIDS is the most urgent health problem facing the nation (Chart 1).
- Young people ages 18-29 (37%) are also more likely than their older counterparts to name HIV/AIDS as the most urgent health problem facing the nation, followed by those age 30-49 (21%), ages 50-64 (16%), and ages 65 and over (9%) (Chart 2). HIV/AIDS ranks behind cancer for all age groups.
- While the share of the public naming HIV/AIDS as the most urgent health problem facing the nation declined dramatically for all groups between 1995 and 2002, this share actually increased for African Americans and whites, and remained steady for Latinos between 2002 and 2004 (Chart 3)
- African Americans are more likely to say the U.S. is losing ground (56%) when it comes to the problem of HIV/AIDS than making progress (32%). By comparison, 30% of Latinos and 33% of whites say the U.S. is losing ground, and 47% of Latinos and 48% of whites say they U.S. is making progress (Chart 4). Young African Americans in particular (67% of those ages 18-29) are even more likely than older African Americans to say that the U.S. is losing ground (Chart 5).
- Between 1997 and 2003, the share of African Americans who said that the U.S. was losing ground on HIV/AIDS remained fairly steady at around four in ten, increasing to a majority in 2004 (Chart 6).
- Eight in ten African Americans (80%) and nearly two-thirds (64%) of people under the age of thirty say that the federal government spends too little money fighting the HIV/AIDS epidemic in the U.S., compared with just over half (52%) of the public in general (Charts 7 & 8). Among whites and Latinos, just under half (49% of whites and 45% of Latinos) say the government spends too little on HIV/AIDS, while about four in ten (39% of whites and 41% of Latinos) say that government spending is about right.
- Nearly six in ten people overall (57%) believe that spending more money on HIV/AIDS prevention in the U.S. will lead to meaningful progress in slowing the epidemic, while about a third (34%) think that spending money won't make much difference (Chart 9). African Americans (64%) are somewhat more likely than whites (55%) to think that spending on prevention will lead to meaningful progress.

In addition to being concerned about HIV/AIDS as a problem facing the nation, African Americans and Latinos are more likely to be personally concerned about the disease, both in terms of themselves and their children. African Americans are also more likely to know someone who has HIV or AIDS or has died from AIDS, and more likely to say there is a lot of discrimination against people with HIV/AIDS in the U.S. today.

- More than four in ten African Americans (43%) and three in ten Latinos (30%) say they are very concerned personally about becoming infected with HIV, compared with one in ten whites (10%) (Chart 10). Younger people are also somewhat more likely than their older counterparts to say they are concerned about becoming infected (Chart 11).
- While the percent of people saying they are personally “very concerned” about becoming infected has remained fairly steady since 2000, the percent of African Americans and Latinos who say they are very concerned is lower now than it was in 1995 and 1997 (Chart 12).
- Among parents of children age 21 or younger, two-thirds of African Americans (66%) and nearly half of Latinos (46%) say they are very concerned about their children becoming infected with HIV, compared with about a quarter (26%) of white parents (Chart 13).
- Nearly two-thirds of African Americans (64%) say they personally know someone who currently has or has died from HIV or AIDS, compared with about four in ten whites (42%) and Latinos (41%) (Chart 14).
- Even among younger adults, and particularly among young minorities, large percentages say they know someone with HIV/AIDS. Among young people ages 18-29, six in ten African Americans (61%) say they know someone with HIV or AIDS, compared with about four in ten Latinos (42%) and about a third of whites (34%) in this age group (Chart 15).
- While most people overall say they would be very (35%) or somewhat comfortable (35%) working with someone who is HIV-positive, nearly three in ten say they would be very (10%) or somewhat uncomfortable (18%) (Chart 16).
- Six in ten African Americans (61%) say there is a lot of discrimination against people living with HIV and AIDS in the U.S. today, compared with about half of Latinos (52%) and four in ten whites (42%) (Chart 17).

Most people say that they get their information about HIV/AIDS mainly from the media, though young adults ages 18-29 are more likely to get such information from other sources. A variety of misconceptions about how HIV is transmitted and about other aspects of the epidemic exist among the public, and while African Americans and Latinos are better informed on some questions, they are less well informed on others.

- A large majority of the public (71%) say that most of what they know about HIV/AIDS comes from the media, while nine percent say it comes from their doctor or other health professional, six percent say friends and family, and three percent say the Internet (Chart 18). People ages 18-29 (55%) are less likely than their older counterparts to say they get their information about HIV/AIDS from the media, and more likely to cite their doctor (13%), friends and family (9%), the Internet (7%), or some other source (15%) (Chart 19).
- The public is well-informed about certain aspects of the HIV epidemic – large shares know that there is no cure for AIDS (90%), that there are drugs that can lengthen the lives of those with HIV (88%), and that as many as one in every three HIV-positive people in the U.S. don't know they are infected (84%). People are less well-informed about other aspects, including key prevention and treatment issues – for example, just over four in ten know that a pregnant woman with HIV can take drugs to reduce the risk of her baby being born infected (43%). Fifty-four percent of African Americans and 57% of Latinos know that having another sexually transmitted disease increases a person's risk of getting HIV, compared with just over a third of whites (36%) (Chart 20).
- Knowledge of general information about HIV transmission is high, although misconceptions about transmission persist. Virtually all adults know that HIV can be transmitted by having unprotected intercourse (99%), sharing an IV needle (99%), and having unprotected oral sex (91%) (Chart 21). However, significant minorities say that it is possible (or they don't know if it's possible) to transmit HIV through various forms of casual contact, including kissing (38%), sharing a drinking glass (25%), and touching a toilet seat (18%). African Americans are somewhat more likely to think that HIV can be transmitted (or they don't know if it's possible) by kissing (48%) and by sharing a drinking glass (34%), while Latinos are somewhat more likely to think HIV can be transmitted by touching a toilet seat (31%) (Chart 22). People ages 65 and older are the most likely to hold misconceptions about HIV transmission (Chart 23).
- About four in ten people overall (39%) know that about half of all new HIV infections in the U.S. occur among African Americans (Chart 24), and a similar share (40%) know that half of all new infections in the U.S. occur among people under age 25 (Chart 25). Responses are similar for adults in all racial groups.
- About four in ten adults know that African Americans (43%) and Hispanics (42%) with HIV have more difficulty in getting the care and treatment they need compared with people of other backgrounds. However, just over one in ten (12%) know that women with HIV have more difficulty than men accessing care and treatment, while nine percent think that women have less difficulty, and 73% think that men and women's ability to access care and treatment for HIV is about the same (Chart 26).

About half of adults report ever having been tested for HIV, and African Americans, Latinos, and people under age 50 are the groups most likely to say they have been tested. The percent overall who say they have been tested for HIV has increased since 1997, however, the share who say they have been tested in the last twelve months has remained relatively stable since 1997 for most groups. (Note: Findings in this section are from Part Two of this survey, released in June 2004. For more details from this release on HIV Testing, see <http://www.kff.org/kaiserpolls/pomr061504pkg.cfm>)

- About half the public (48%) say they have ever been tested for HIV, including 20% who say they have been tested sometime in the last year. African Americans and Latinos are more likely than whites to say they have ever been tested for HIV, and that they've been tested in the past 12 months. More than a third (36%) of African Americans and three in ten Latinos (30%) say they've been tested in the last year, compared with 15% of Whites (Chart 27).
- Young adults ages 18-29 (57%) and those ages 30-49 (62%) are more likely to say they have ever been tested for HIV than those ages 50-64 (39%) and those ages 65 and older (14%) (Chart 28).
- Among all adults, the share saying they have ever been tested for HIV increased from 38% in 1997 to 43% in 2000 and to 48% in 2004.
- Among the non-elderly (those under age 65), the percent who report ever being tested for HIV increased from 43% in 1997 to 55% in 2004. This rise in the percent of non-elderly who report ever being tested is seen among African Americans, Latinos, and Whites. However, the share who say they have been tested in the last twelve months has remained relatively stable for each of these groups over time.
- Among those who were tested in the past 12 months, four in ten (43%) say they were tested in a private doctor's office, one in five (20%) went to a general health clinic, and about a third (32%) said they were tested someplace else. Two percent reported going to an HIV clinic to be tested, and 1% reported using a home HIV test.

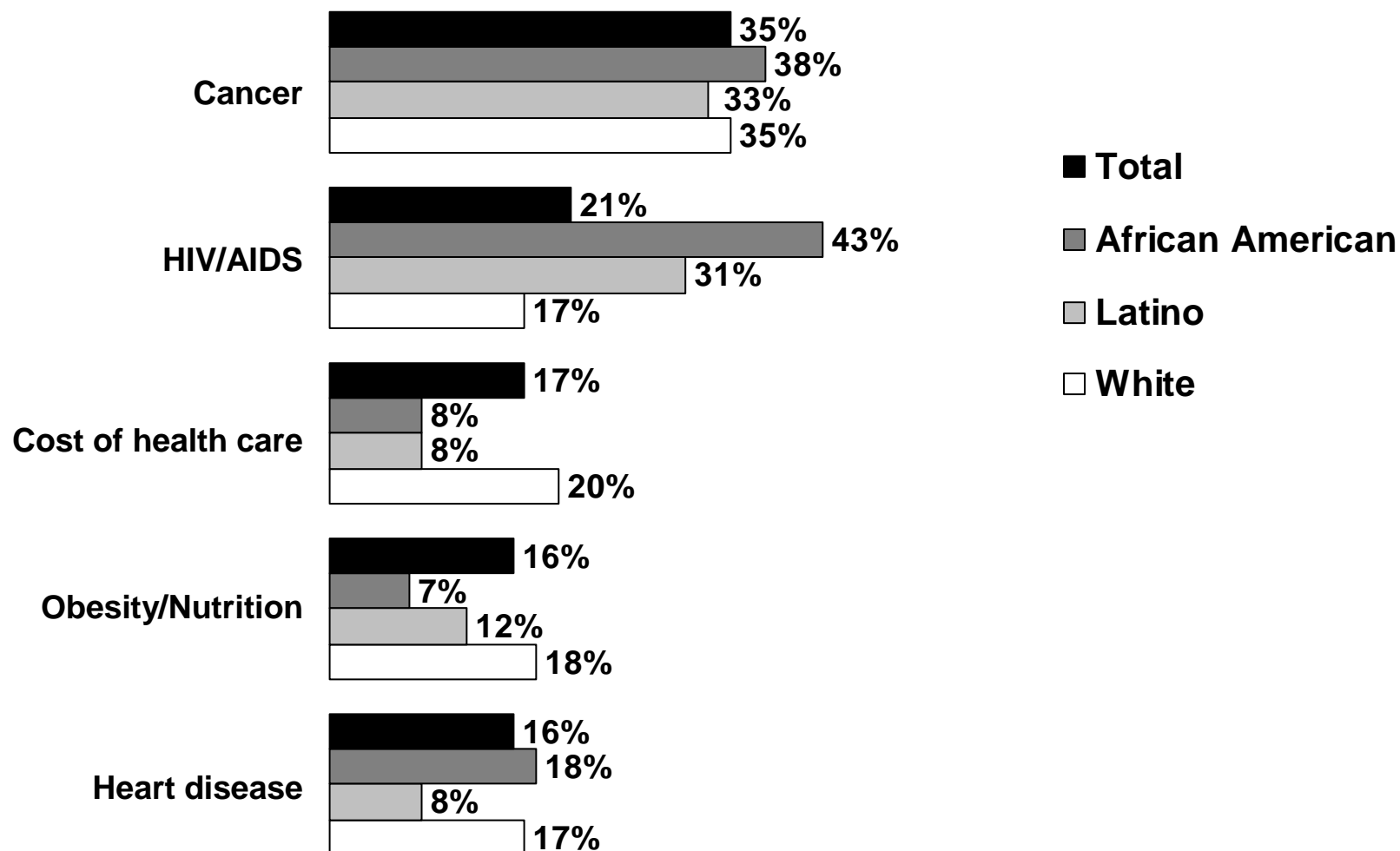
In June 2004, the Kaiser Family Foundation released a summary of Americans' attitudes towards the global HIV epidemic (see <http://www.kff.org/kaiserpolls/pomr060204pkg.cfm> for more details). Some of the important differences by race and age are highlighted below:

- While HIV/AIDS ranks second among the general public as the most urgent health problem facing the world today, African Americans (49%) and Latinos (40%) both rank HIV/AIDS as the number one most urgent health problem facing the world (Chart 29).
- African Americans (67%) are more likely than Latinos (45%) and whites (48%) to say they have seen a lot about the problem of AIDS in Africa, while Latinos (27%) are much more likely than African Americans (13%) and whites (4%) to say they have seen a lot about the problem of AIDS in Latin America (Chart 30).
- While nearly eight in ten African Americans (78%) and seven in ten whites (70%) say that the HIV/AIDS problem worldwide is best described as an epidemic, fewer than six in ten Latinos (58%) agree (38% of Latinos say that HIV/AIDS is a serious problem, but it's an exaggeration to call it an epidemic) (Chart 31).
- While majorities in all racial groups choose Africa as the part of the world that has been hardest hit with HIV/AIDS, Latinos (61%) are less likely than whites (87%) and African Americans (81%) to choose Africa in this question (18% of Latinos say the U.S. is the hardest hit, and 8% choose Latin America) (Chart 32).
- In discussing views of the global HIV/AIDS epidemic, and what the public thinks about the role of the U.S. in helping solve this global problem, it's important to set the context with their views on foreign aid in general. Seven in ten African Americans (70%), more than six in ten whites (63%), and about half of Latinos (49%) think the U.S. currently spends too much on foreign aid (Chart 33).
- People in all racial groups are more supportive of spending on foreign aid to fight HIV in developing countries than they are of spending on foreign aid in general. When asked about foreign aid specifically to deal with the problem of HIV/AIDS in developing countries, more than half of African Americans (55%), nearly half of Latinos (46%), and three in ten whites (30%) say the U.S. currently spends too little, while much smaller shares (11% of African Americans, 9% of Hispanics, and 16% of whites) say it spends too much (Chart 34).
- When forced to choose between two statements, perhaps not surprisingly, about six in ten Americans say they agree more with the statement that the U.S. should address problems at home first rather than spending more money to fight HIV/AIDS in developing countries, while about three in ten say they agree more with the statement that the U.S. is a global leader with a responsibility to spend more money to fight HIV/AIDS in developing countries; responses are similar by race/ethnicity (Chart 35). Young adults ages 18-29 (42%) are the most likely to feel more strongly that the U.S. is a global leader with a responsibility to spend more to fight AIDS in developing countries (Chart 36).

Chart 1

Most Urgent Health Problem Facing the Nation

What do you think is the most urgent health problem facing THIS NATION today?
(Open-ended – top 5 responses shown)*



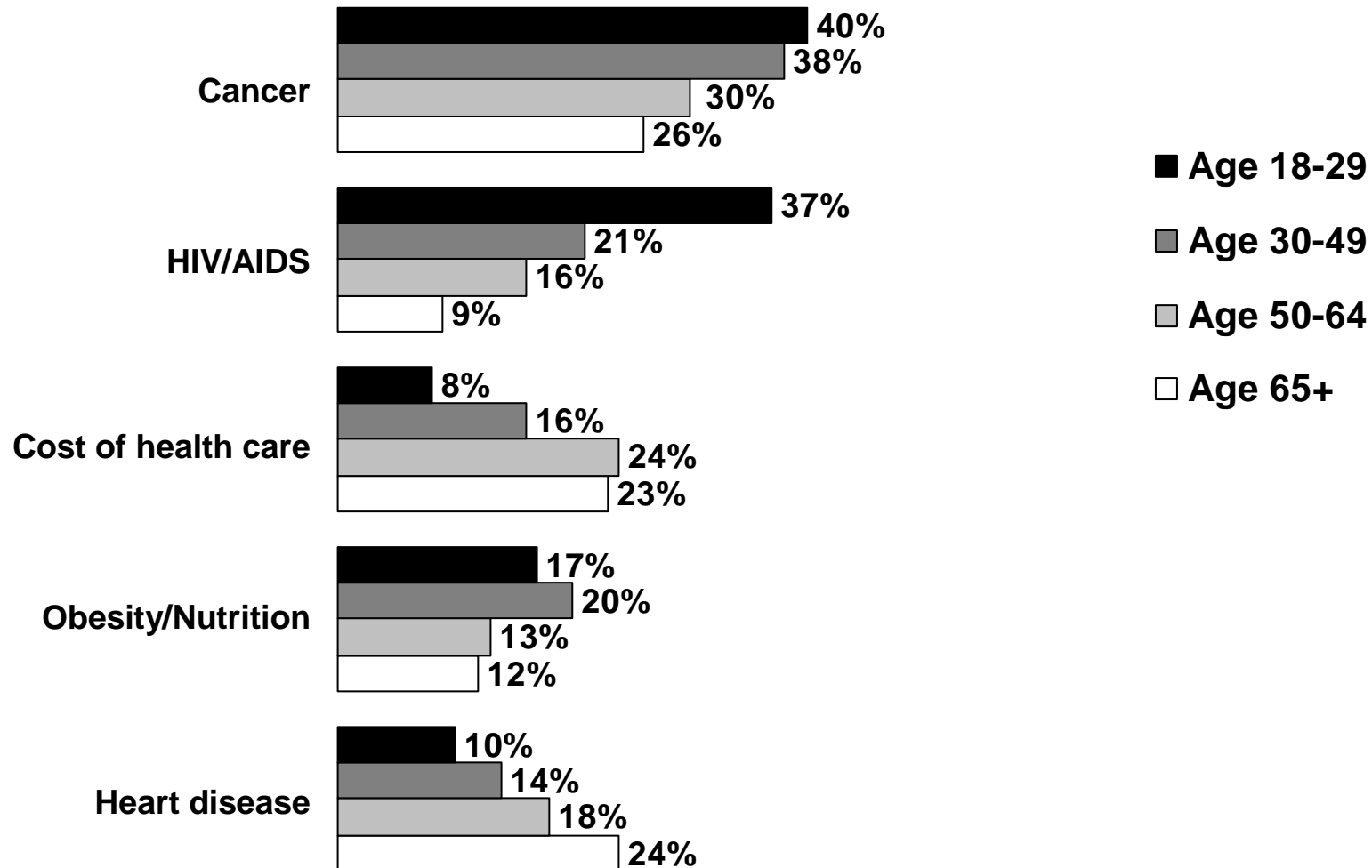
* Note: Adds up to more than 100% because of multiple responses.

Source: Kaiser Family Foundation *Survey of Americans on HIV/AIDS* (conducted March 15 – May 11, 2004)

Chart 2

Most Urgent Health Problem Facing the Nation by Age

What do you think is the most urgent health problem facing THIS NATION today?
(Open-ended – top 5 responses shown)*



* Note: Adds up to more than 100% because of multiple responses.

Source: Kaiser Family Foundation *Survey of Americans on HIV/AIDS* (conducted March 15 – May 11, 2004)

Chart 3

Trend in Share Naming HIV/AIDS as the Most Urgent Health Problem Facing the Nation

Percent naming HIV/AIDS as the most urgent health problem facing the nation

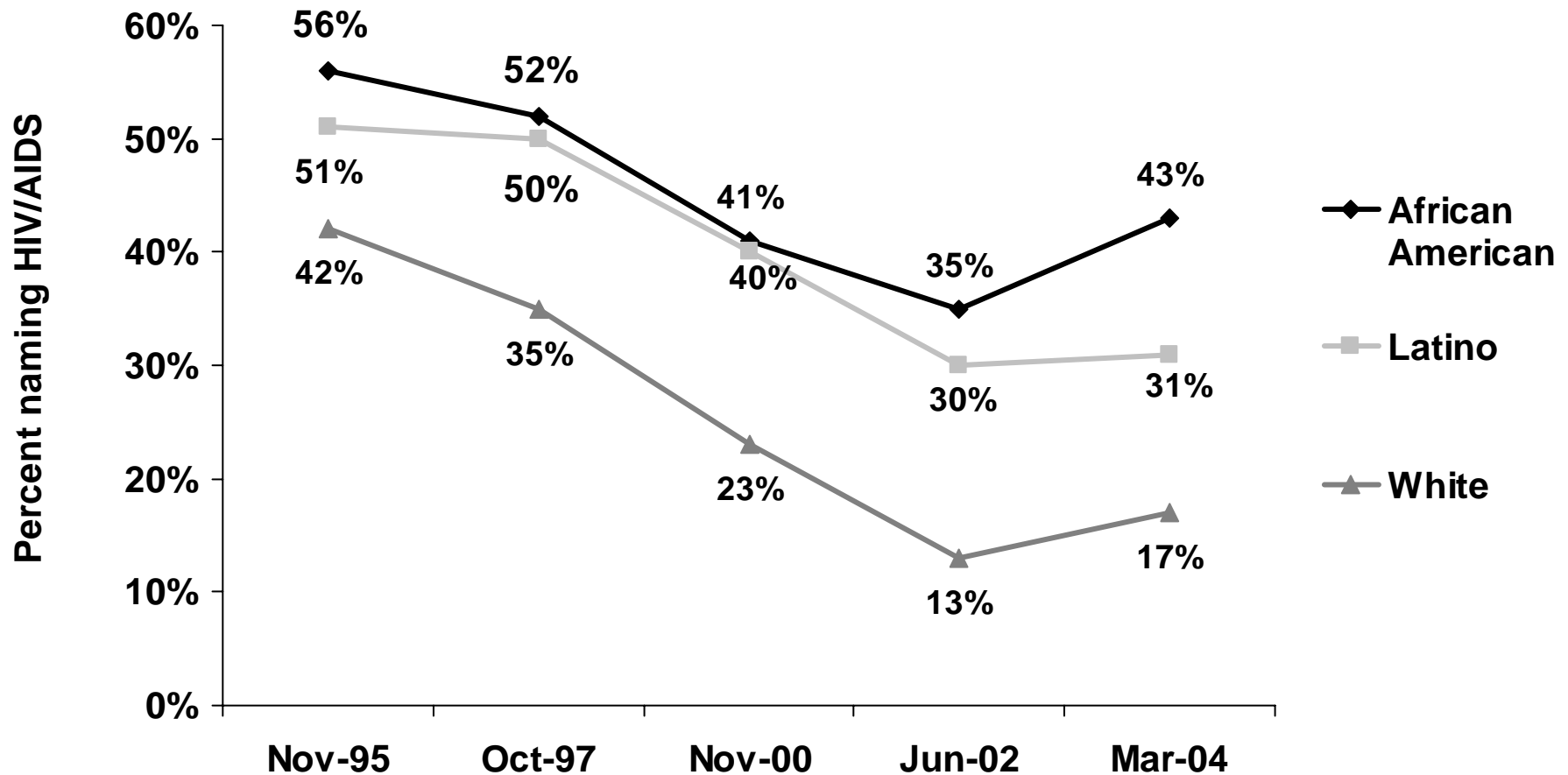


Chart 4

Perceptions of U.S. Progress on HIV/AIDS

Thinking about the way the problem of HIV/AIDS affects the United States today, do you think the problem is about the same as it has been, that the U.S. today is making progress in this area, or that the U.S. today is losing ground?

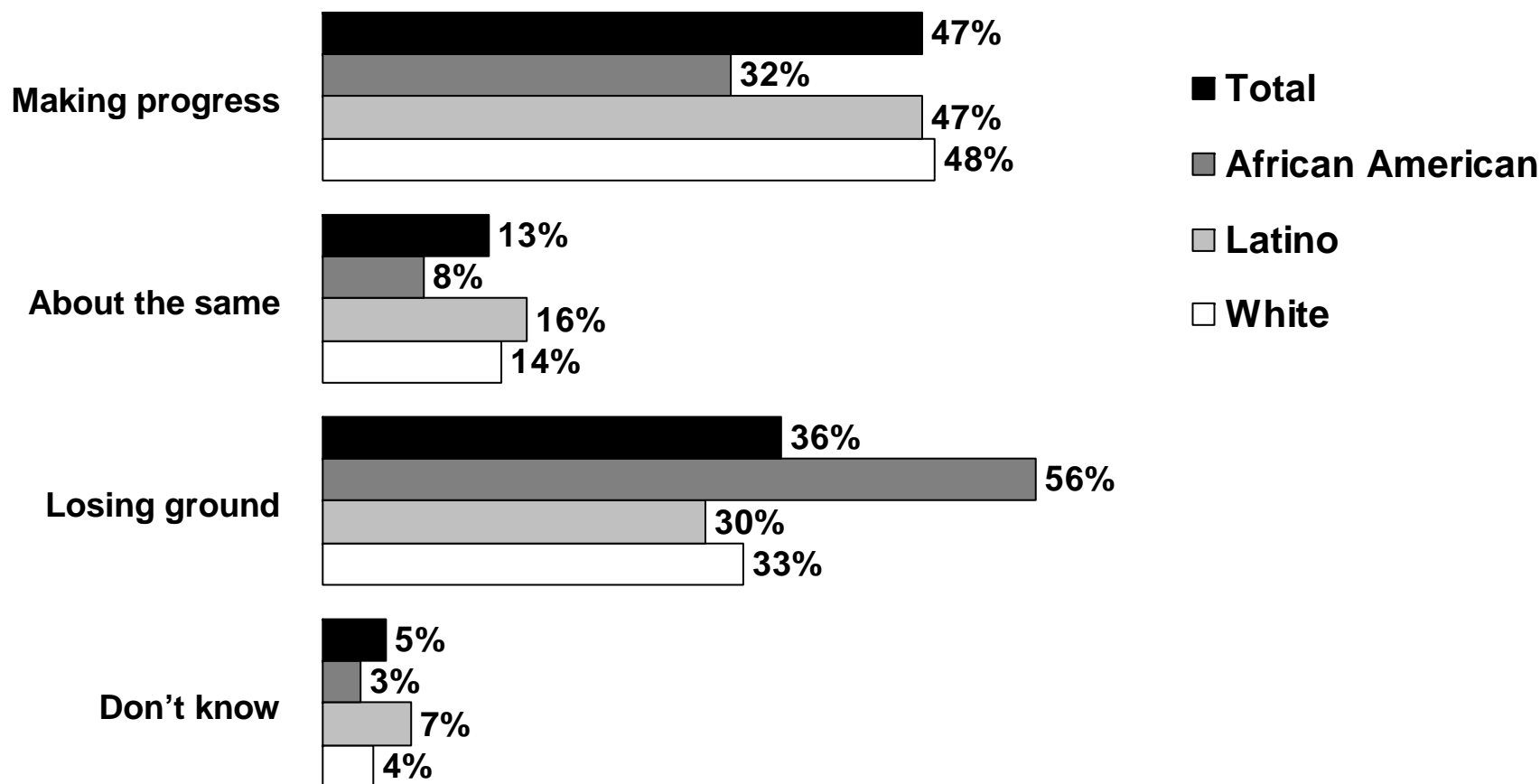


Chart 5

Perceptions of U.S. Progress on HIV/AIDS Among African Americans by Age

Thinking about the way the problem of HIV/AIDS affects the United States today, do you think the problem is about the same as it has been, that the U.S. today is making progress in this area, or that the U.S. today is losing ground?

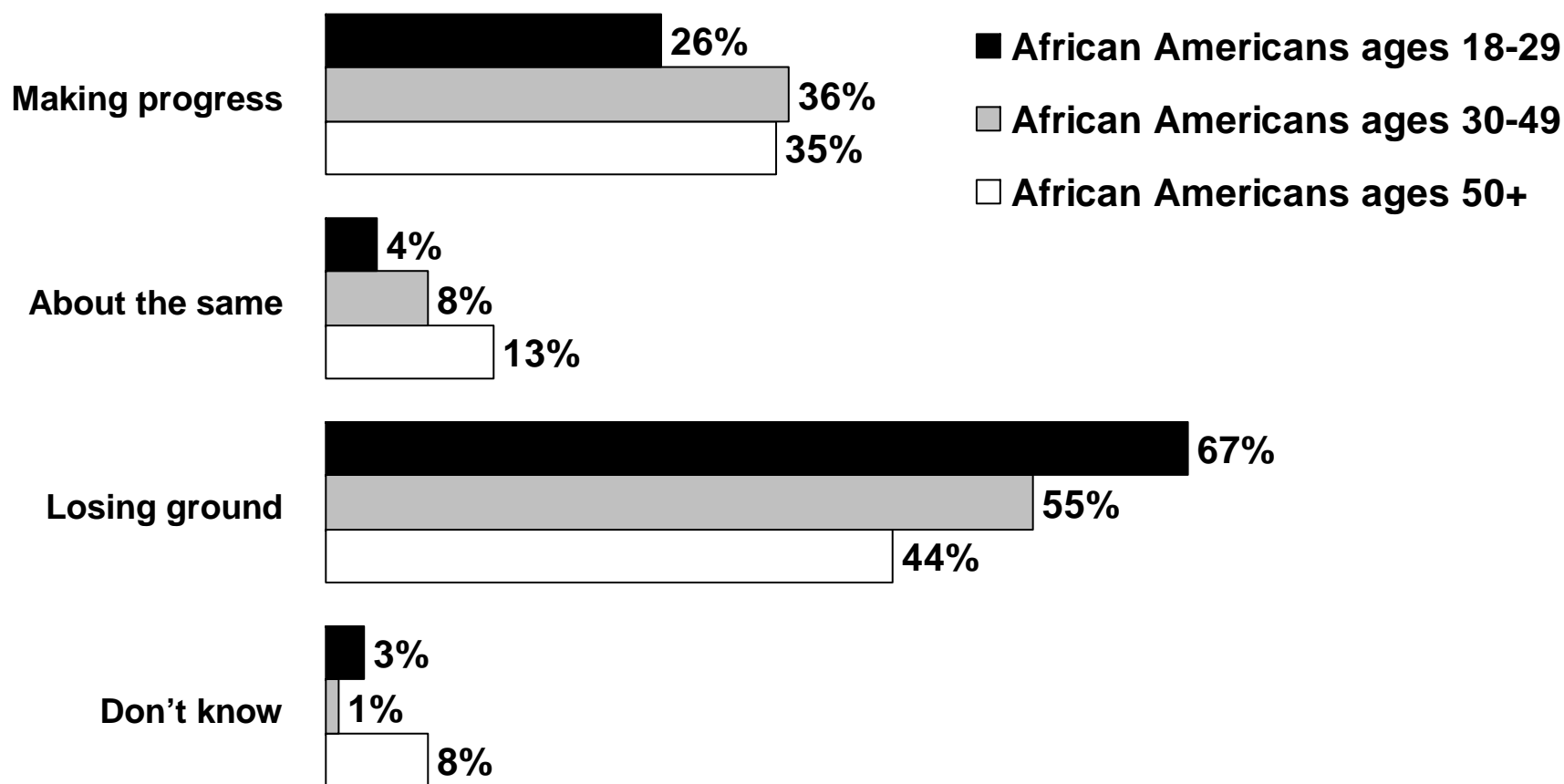
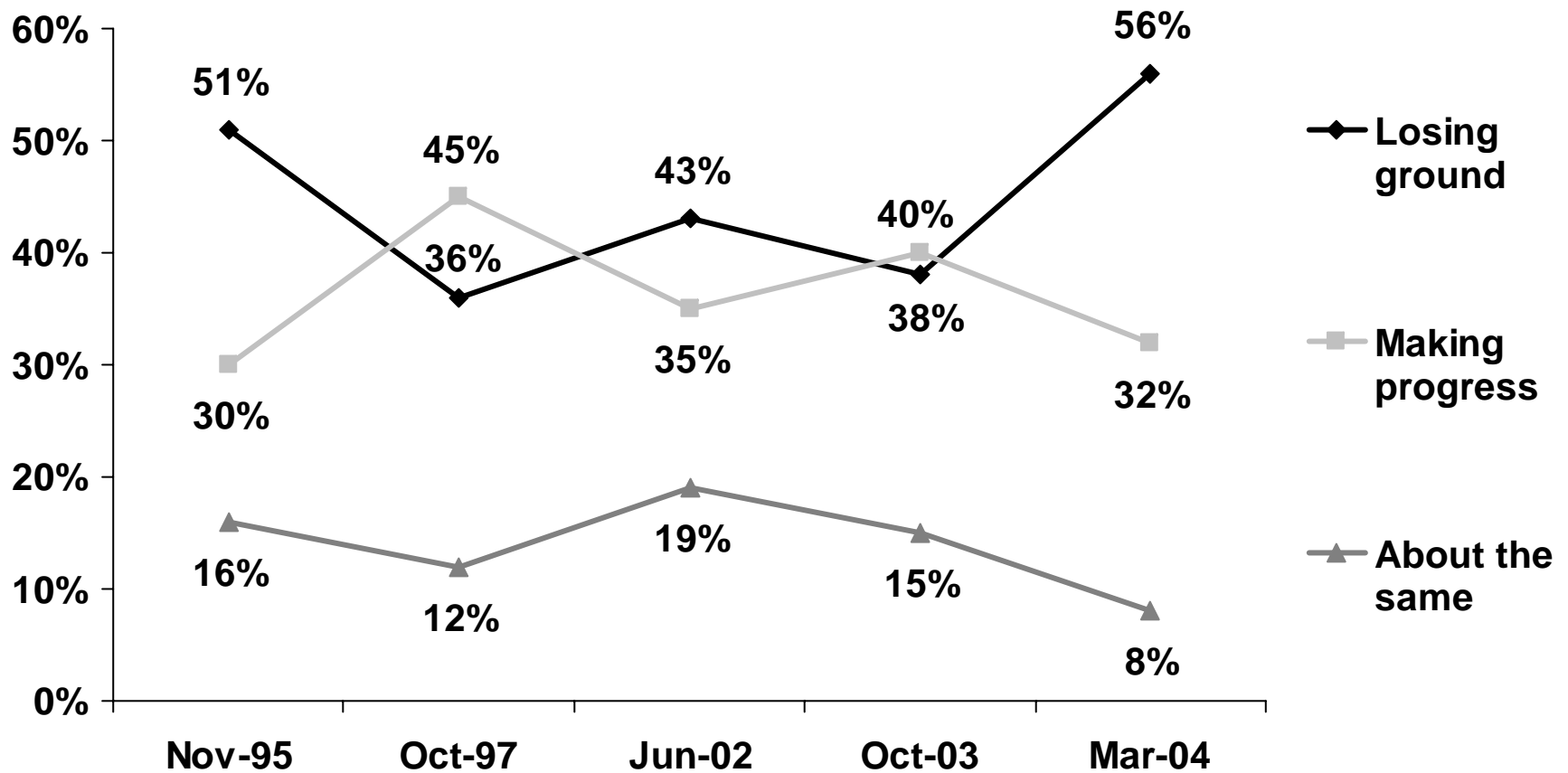


Chart 6

Trends in Perceptions of U.S. Progress on HIV/AIDS Among African Americans

Thinking about the way the problem of HIV/AIDS affects the United States today, do you think the problem is about the same as it has been, that the U.S. today is making progress in this area, or that the U.S. today is losing ground?



Source: Kaiser Family Foundation surveys

Chart 7

Views of U.S. Spending on Domestic HIV/AIDS

Thinking about the HIV/AIDS epidemic in the United States specifically, in general, do you think the federal government spends too much money on HIV/AIDS, too little money on HIV/AIDS, or about the right amount?

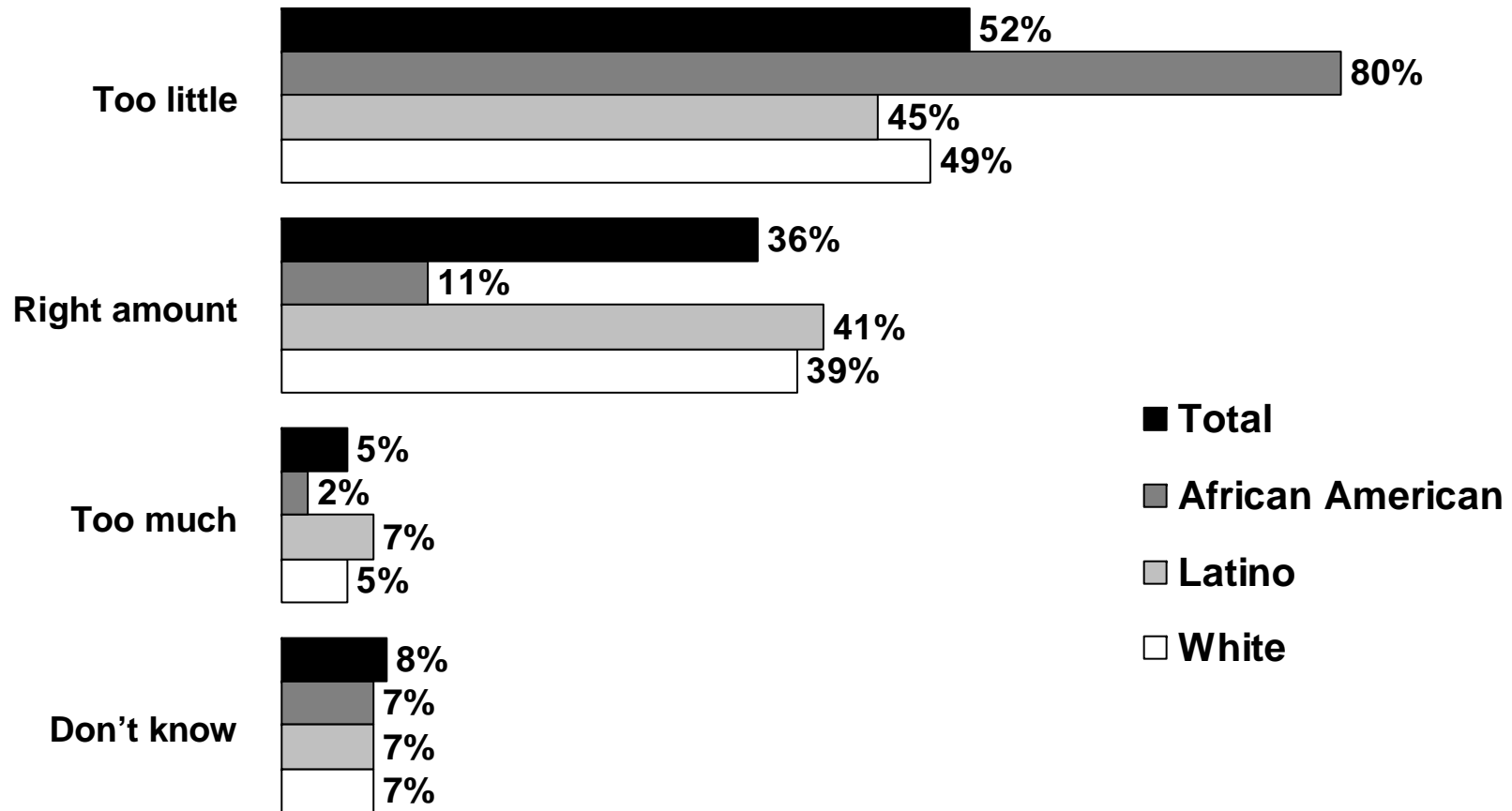
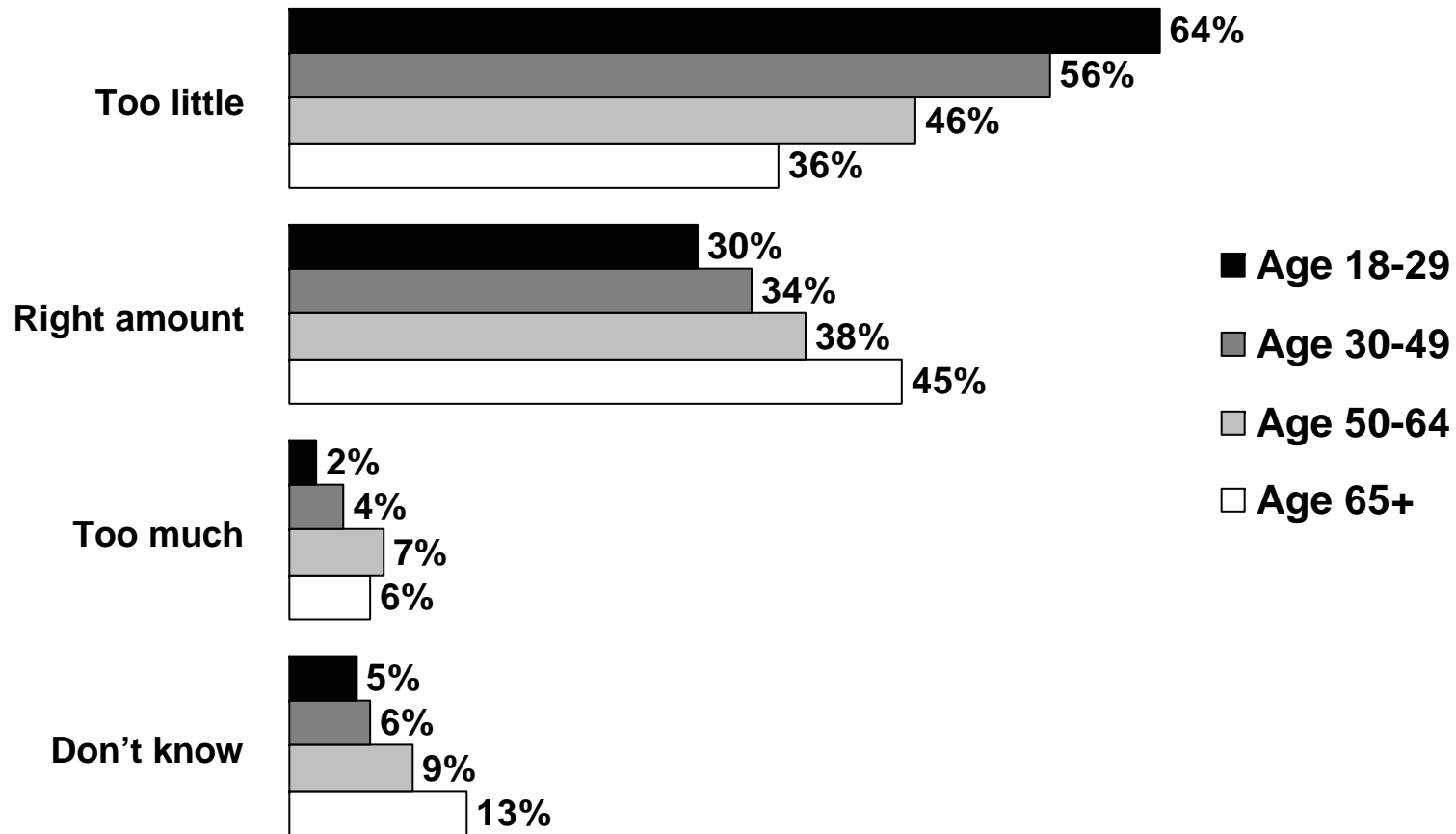


Chart 8

Views of U.S. Spending on Domestic HIV/AIDS by Age

Thinking about the HIV/AIDS epidemic in the United States specifically, in general, do you think the federal government spends too much money on HIV/AIDS, too little money on HIV/AIDS, or about the right amount?



Source: Kaiser Family Foundation *Survey of Americans on HIV/AIDS* (conducted March 15 – May 11, 2004)

Chart 9

Will Spending on HIV/AIDS Prevention in the U.S. Lead to Progress?

In general, do you think that spending more money on HIV/AIDS prevention in the United States will lead to meaningful progress in slowing the epidemic, or that spending more money won't make much difference?

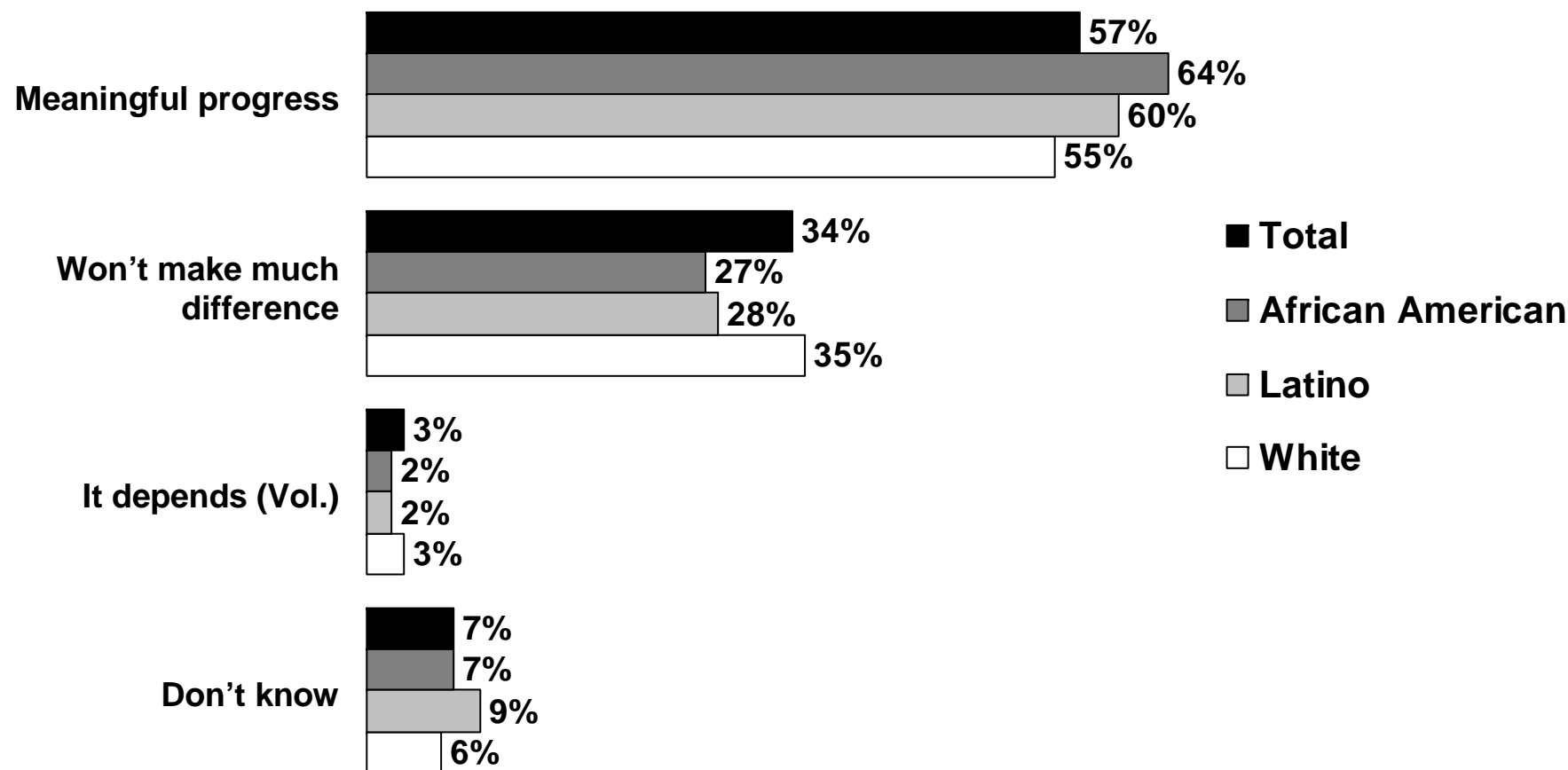
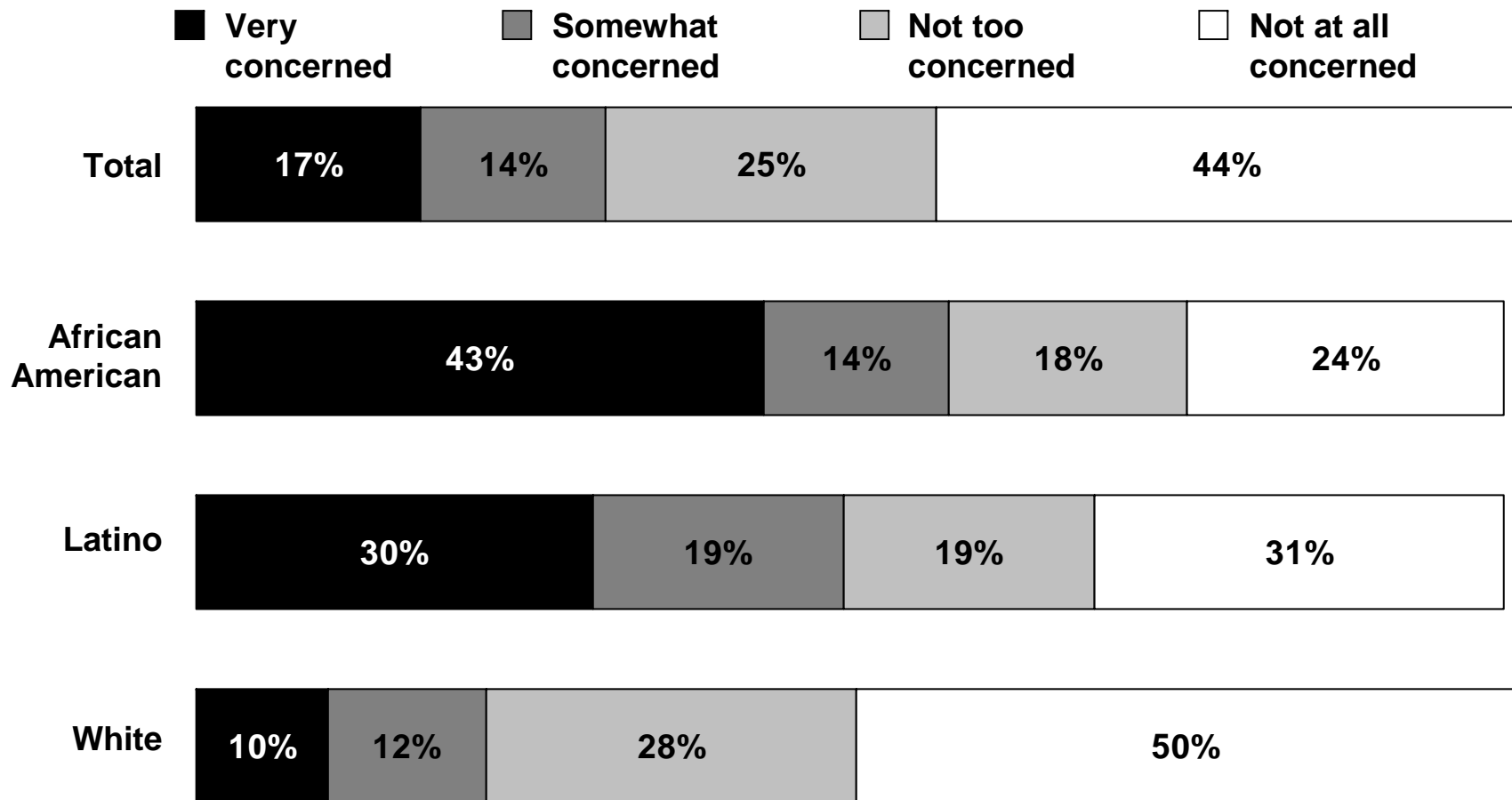


Chart 10

Personal Concern About Becoming Infected

Bearing in mind the different ways people can be infected with HIV, the virus that causes AIDS – how concerned are you personally about becoming infected with HIV?



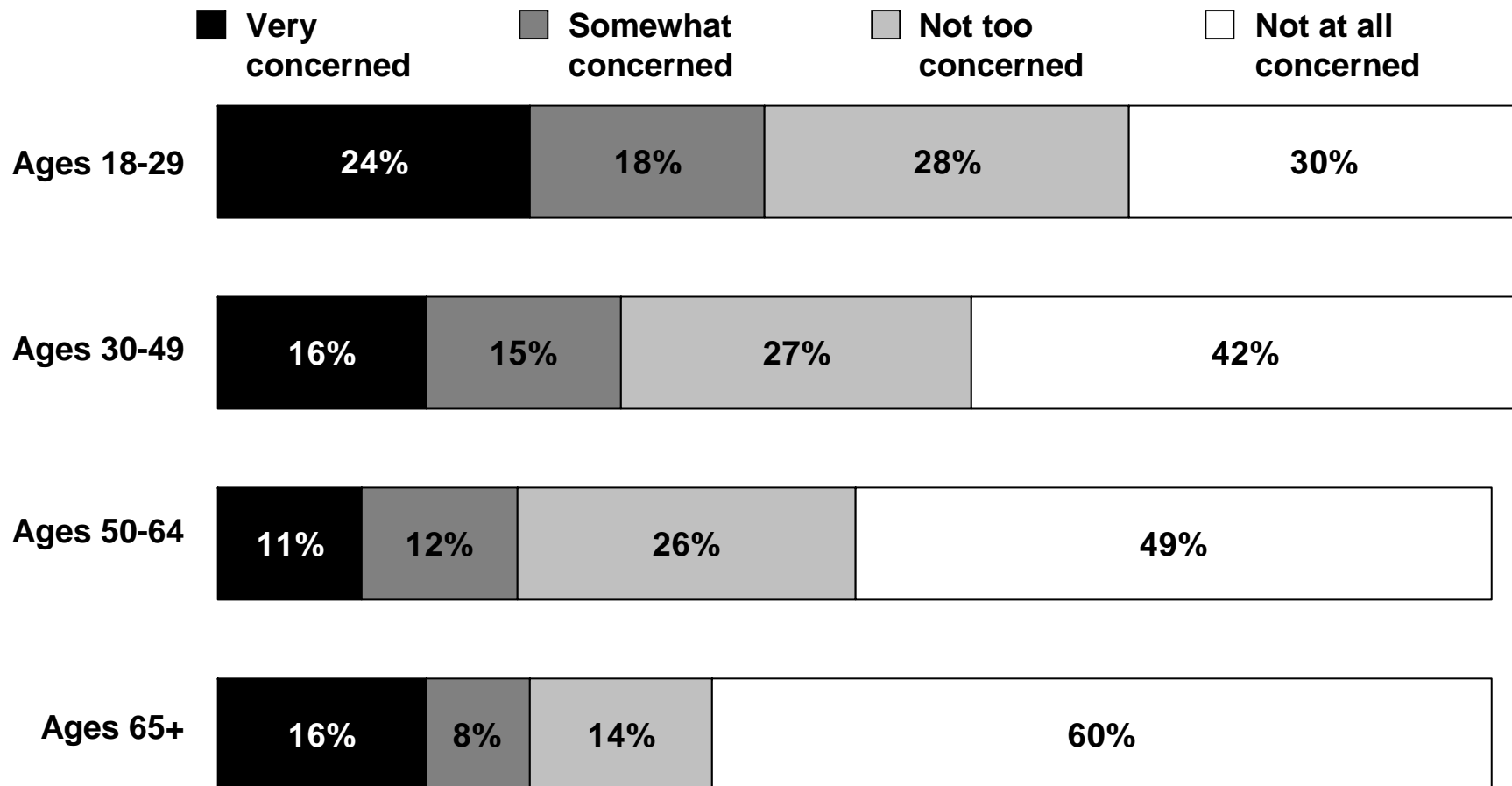
Note: Don't know responses not shown.

Source: Kaiser Family Foundation *Survey of Americans on HIV/AIDS* (conducted March 15 – May 11, 2004)

Chart 11

Personal Concern About Becoming Infected by Age

Bearing in mind the different ways people can be infected with HIV, the virus that causes AIDS – how concerned are you personally about becoming infected with HIV?



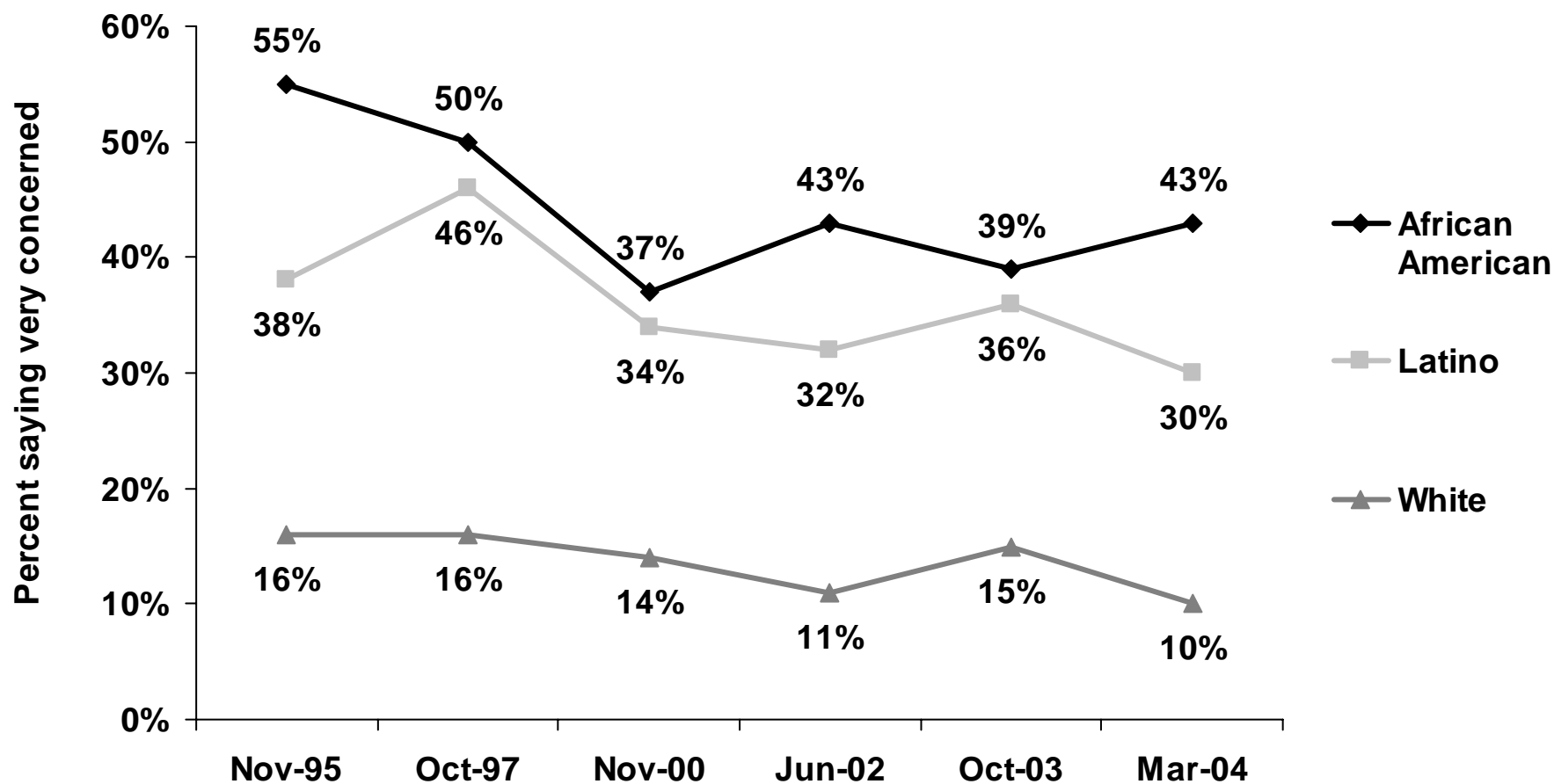
Note: Don't know responses not shown.

Source: Kaiser Family Foundation *Survey of Americans on HIV/AIDS* (conducted March 15 – May 11, 2004)

Chart 12

Trend in Personal Concern About Becoming Infected

Percent who say they are personally “very concerned” about becoming infected with HIV

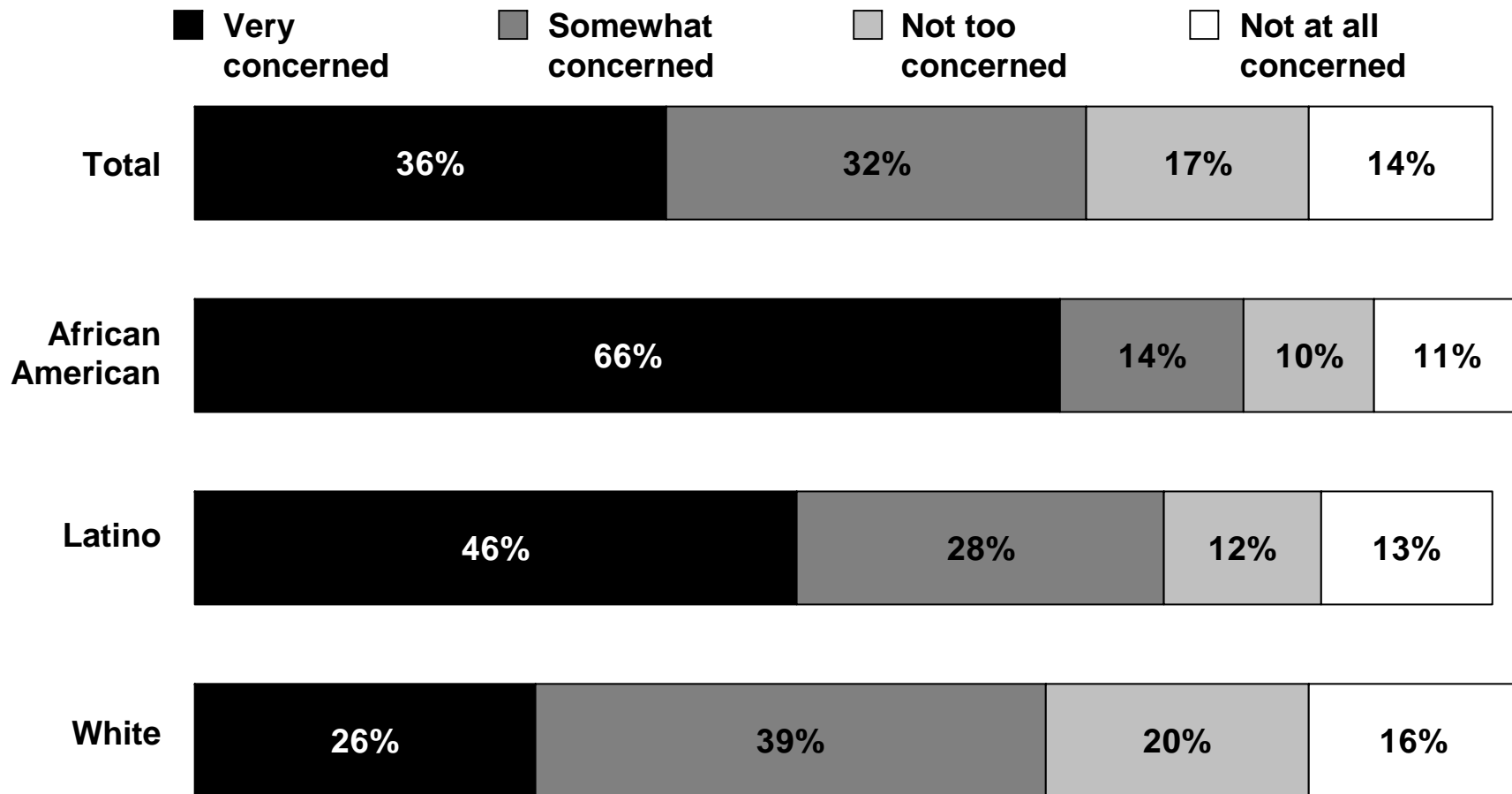


Source: Kaiser Family Foundation surveys

Chart 13

Parents' Concern About Children Becoming Infected

How concerned are you about a son or daughter becoming infected with HIV?
(AMONG PARENTS OF CHILDREN AGES 21 OR YOUNGER)



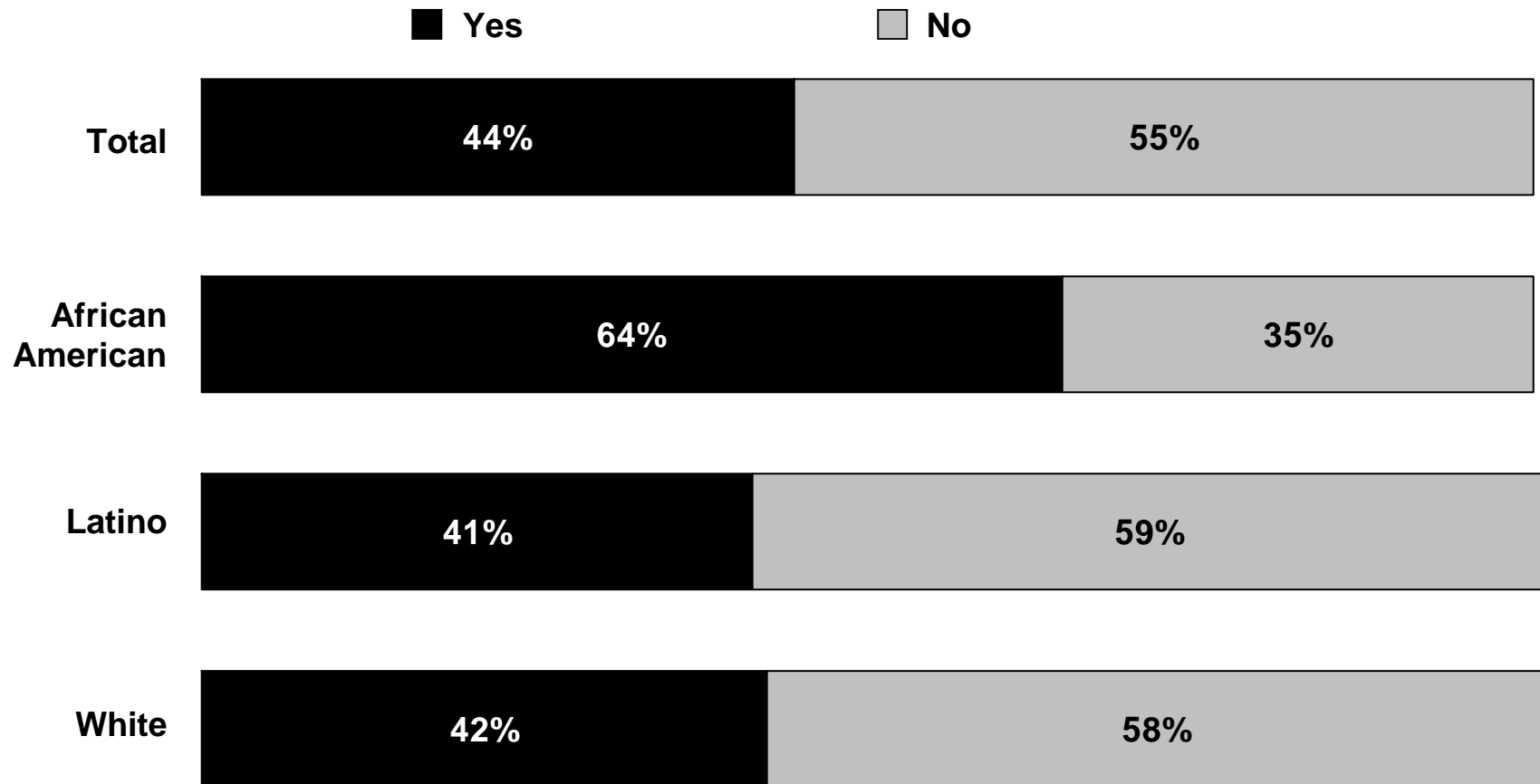
Note: Don't know responses not shown.

Source: Kaiser Family Foundation *Survey of Americans on HIV/AIDS* (conducted March 15 – May 11, 2004)

Chart 14

Percent Who Know Someone With HIV/AIDS

Do you personally know anyone who now has AIDS, has died from AIDS, or has tested positive for HIV?



Source: Kaiser Family Foundation *Survey of Americans on HIV/AIDS* (conducted March 15 – May 11, 2004)

Chart 15

Percent Who Know Someone With HIV/AIDS by Age and Race

Percent who say they personally know someone who now has AIDS, has died from AIDS, or has tested positive for HIV

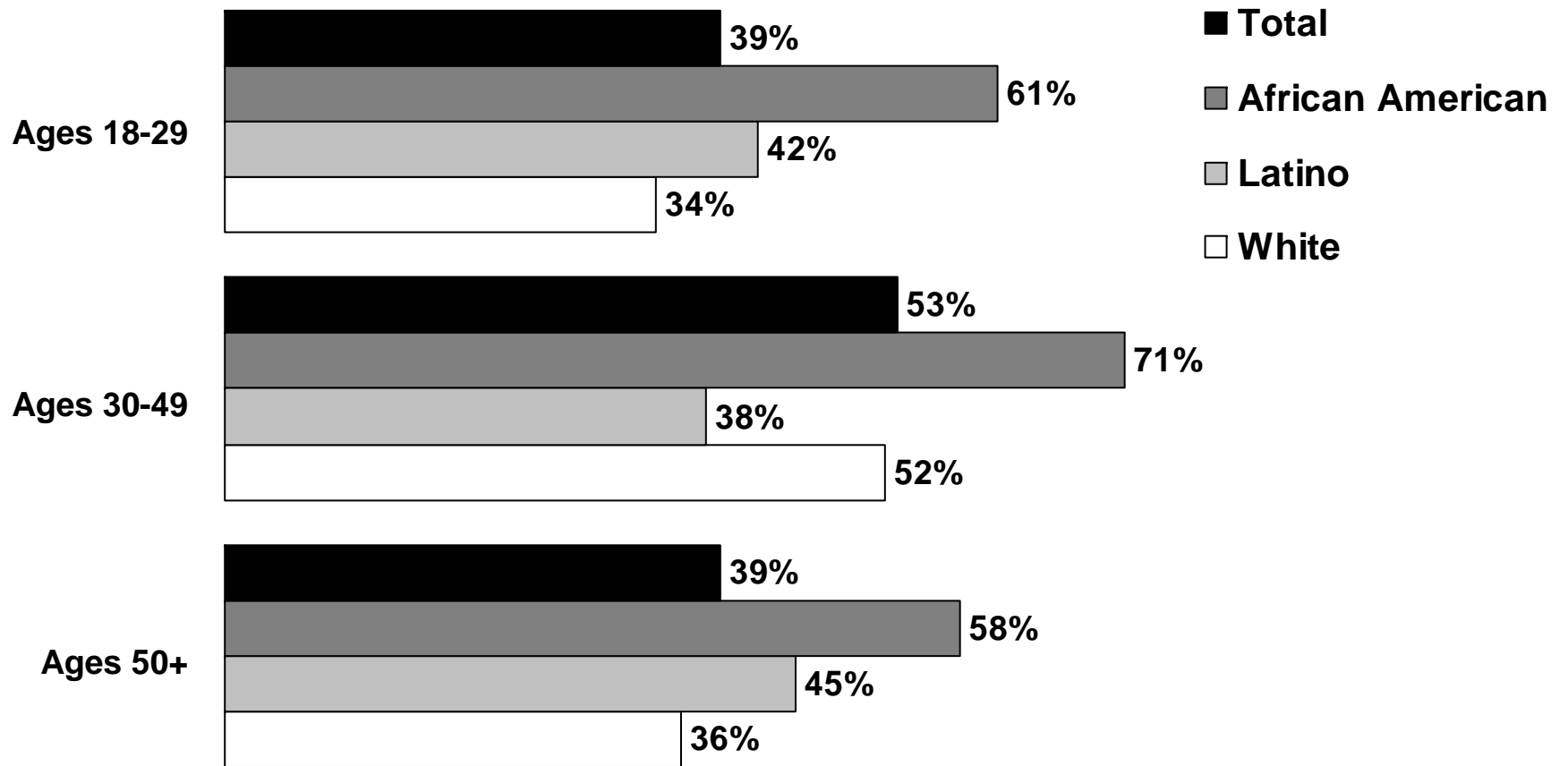
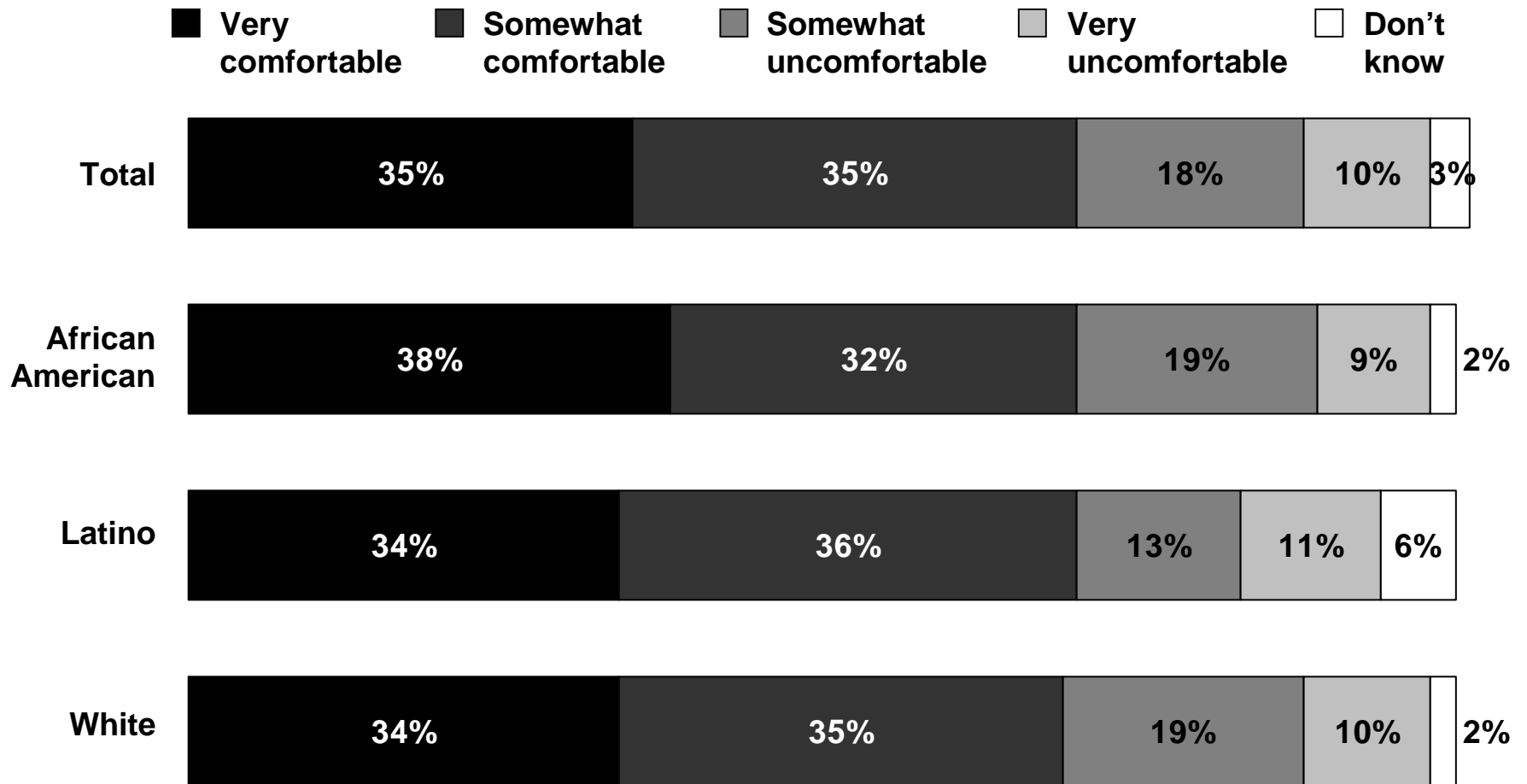


Chart 16

Reported Comfort Level Working With Someone HIV+

In general, how comfortable would you be, personally, working with someone who has HIV or AIDS?

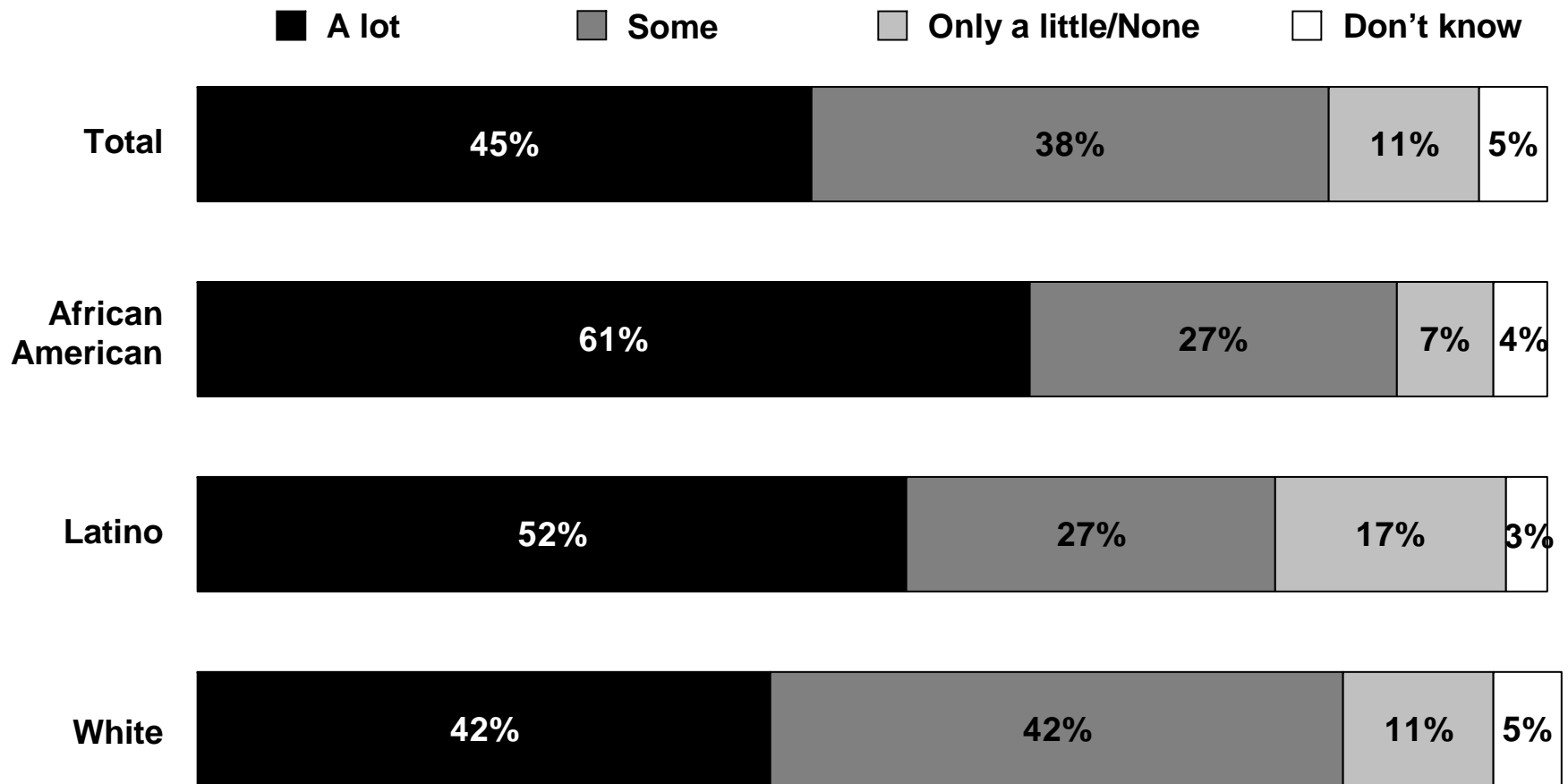


Source: Kaiser Family Foundation *Survey of Americans on HIV/AIDS* (conducted March 15 – May 11, 2004)

Chart 17

Perceptions of Prejudice and Discrimination Against People Living With HIV and AIDS in the U.S.

How much prejudice and discrimination do you think there is against people living with HIV and AIDS in this country today?

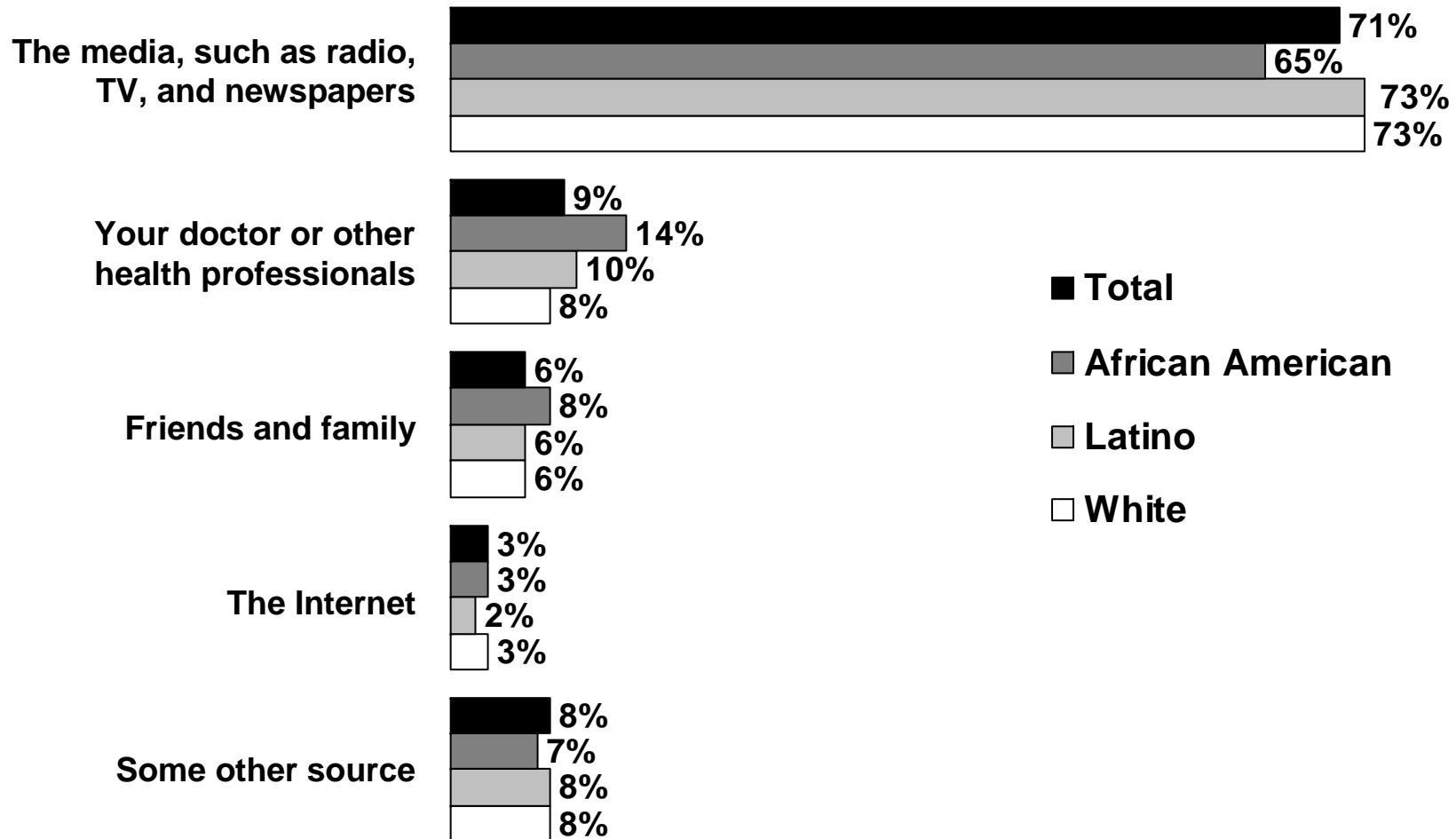


Source: Kaiser Family Foundation *Survey of Americans on HIV/AIDS* (conducted March 15 – May 11, 2004)

Chart 18

Sources of Information

Thinking about everything you know about HIV/AIDS, does this information mainly come from things you've seen and heard from...



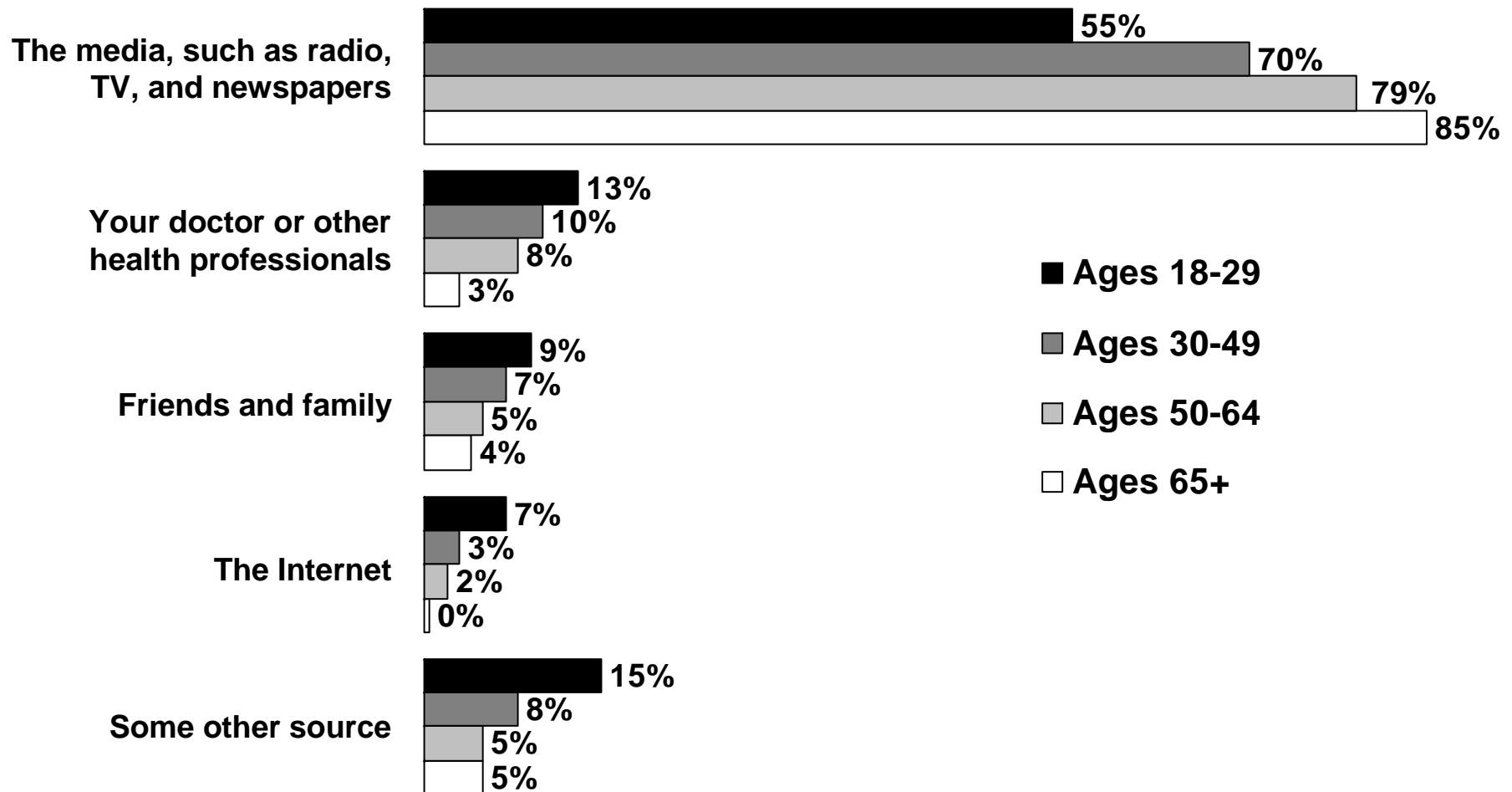
Note: Don't know responses not shown.

Source: Kaiser Family Foundation *Survey of Americans on HIV/AIDS* (conducted March 15 – May 11, 2004)

Chart 19

Sources of Information by Age

Thinking about everything you know about HIV/AIDS, does this information mainly come from things you've seen and heard from...



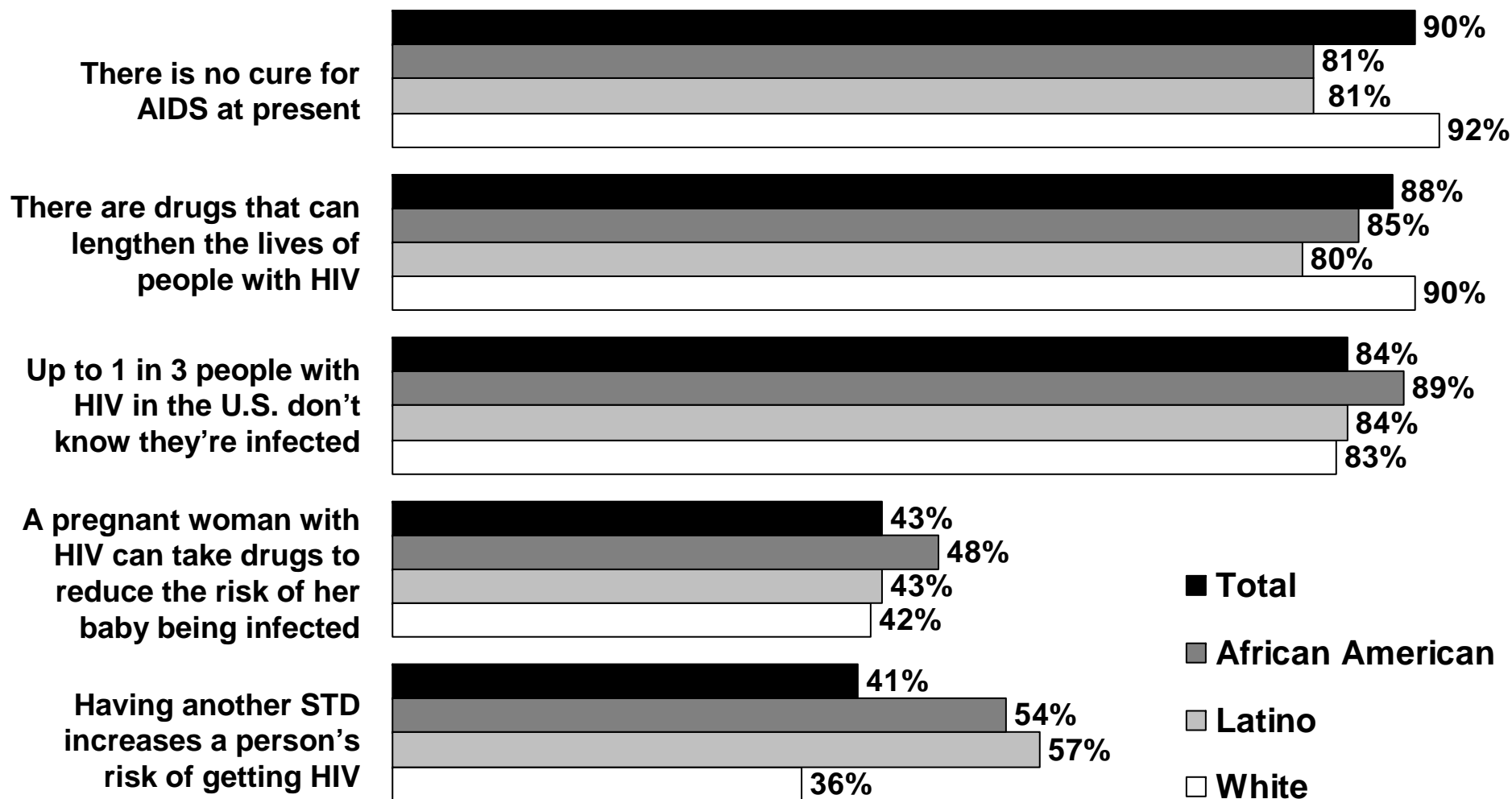
Note: Don't know responses not shown.

Source: Kaiser Family Foundation *Survey of Americans on HIV/AIDS* (conducted March 15 – May 11, 2004)

Chart 20

Knowledge About HIV Treatment and Prevention

Percent who say the following statements about HIV are true... (Correct answers)

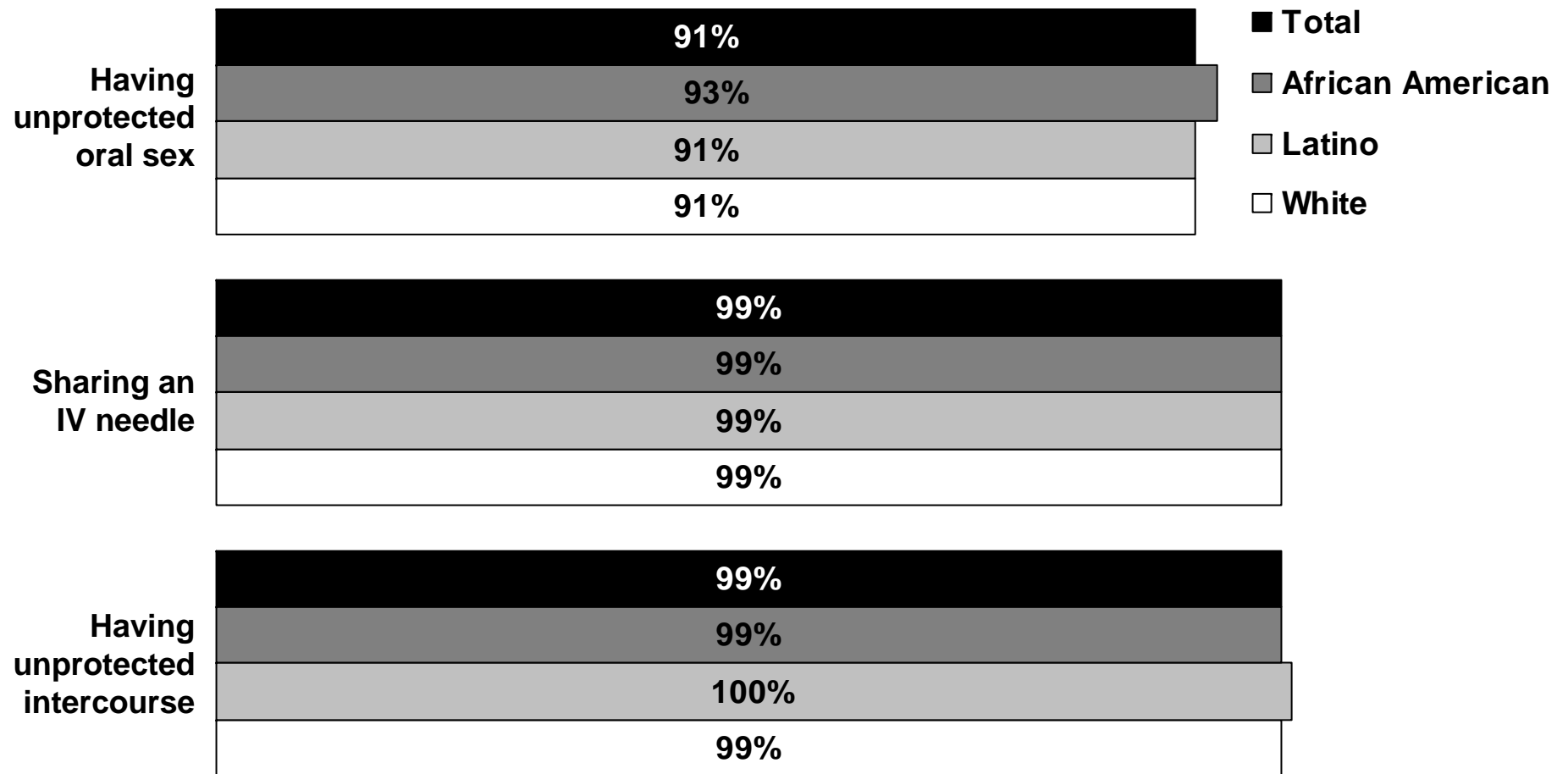


Source: Kaiser Family Foundation *Survey of Americans on HIV/AIDS* (conducted March 15 – May 11, 2004)

Chart 21

Knowledge About HIV Transmission

Percent who say that HIV can be transmitted in the following ways... (Correct answers)

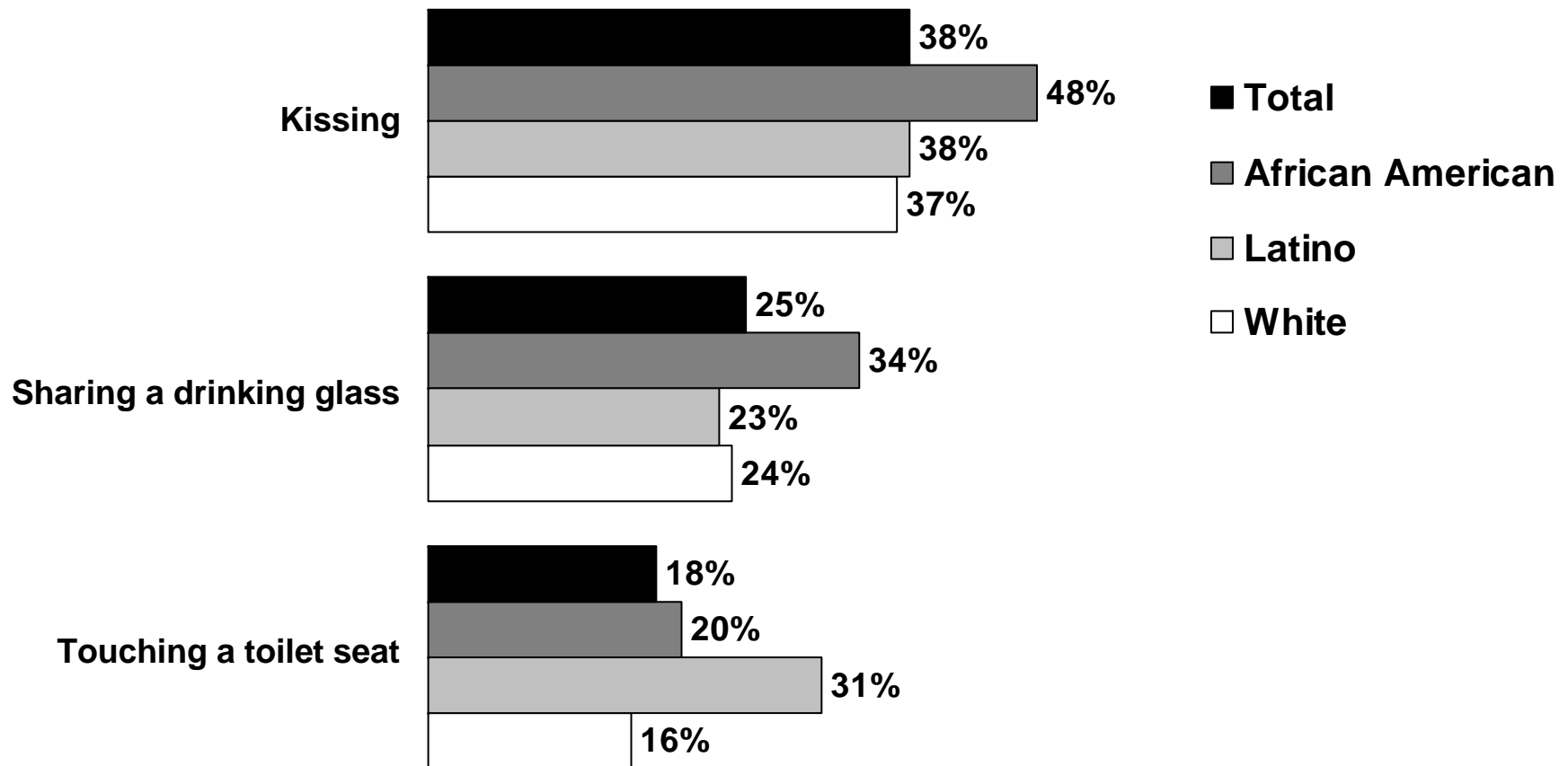


Source: Kaiser Family Foundation *Survey of Americans on HIV/AIDS* (conducted March 15 – May 11, 2004)

Chart 22

Misconceptions About HIV Transmission

Percent who say that HIV can be transmitted in the following ways, or say they don't know... (Incorrect answers)



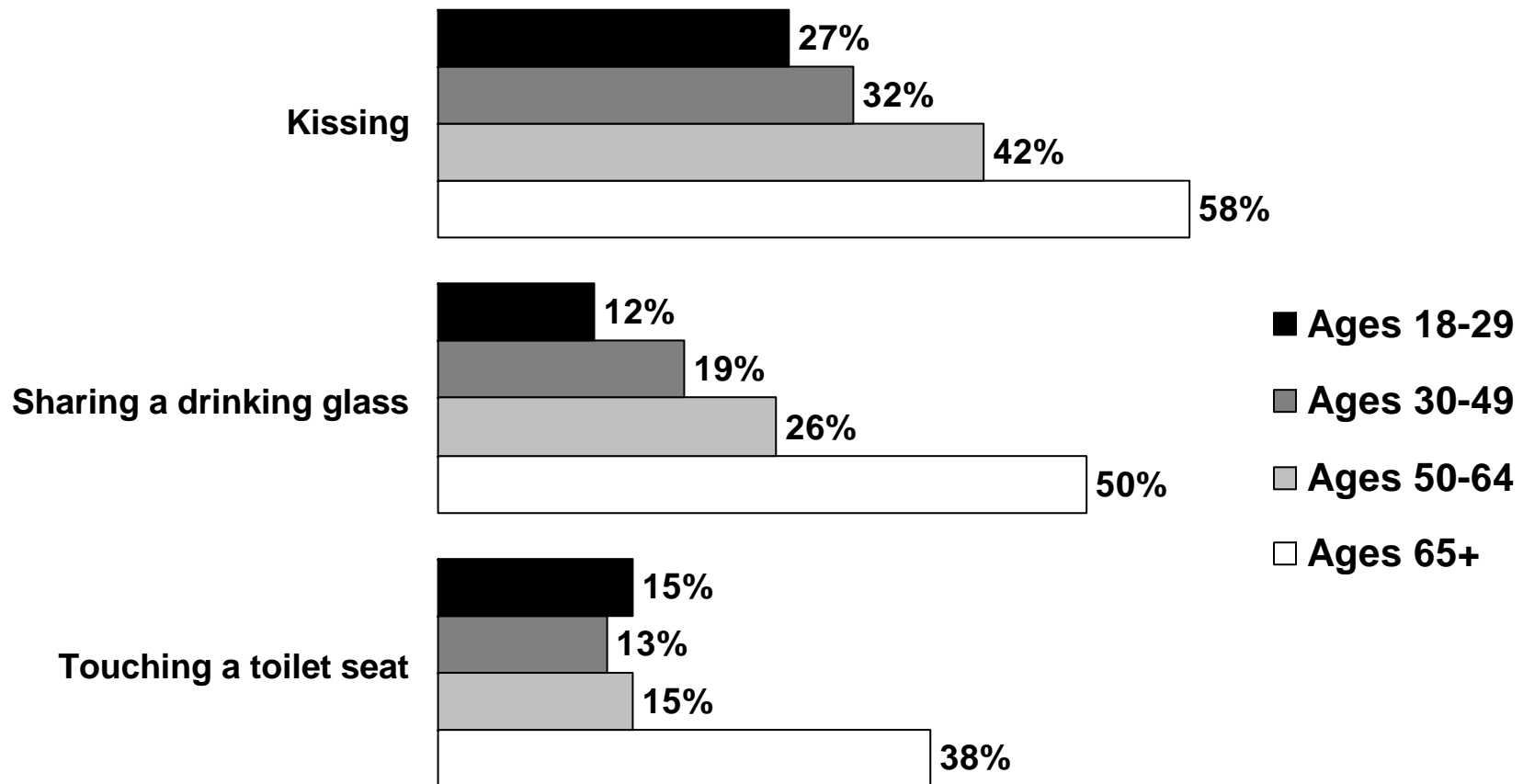
Note: Chart shows "Don't know" and "Yes" responses combined.

Source: Kaiser Family Foundation *Survey of Americans on HIV/AIDS* (conducted March 15 – May 11, 2004)

Chart 23

Misconceptions About HIV Transmission by Age

Percent who say that HIV can be transmitted in the following ways, or say they don't know... (Incorrect answers)

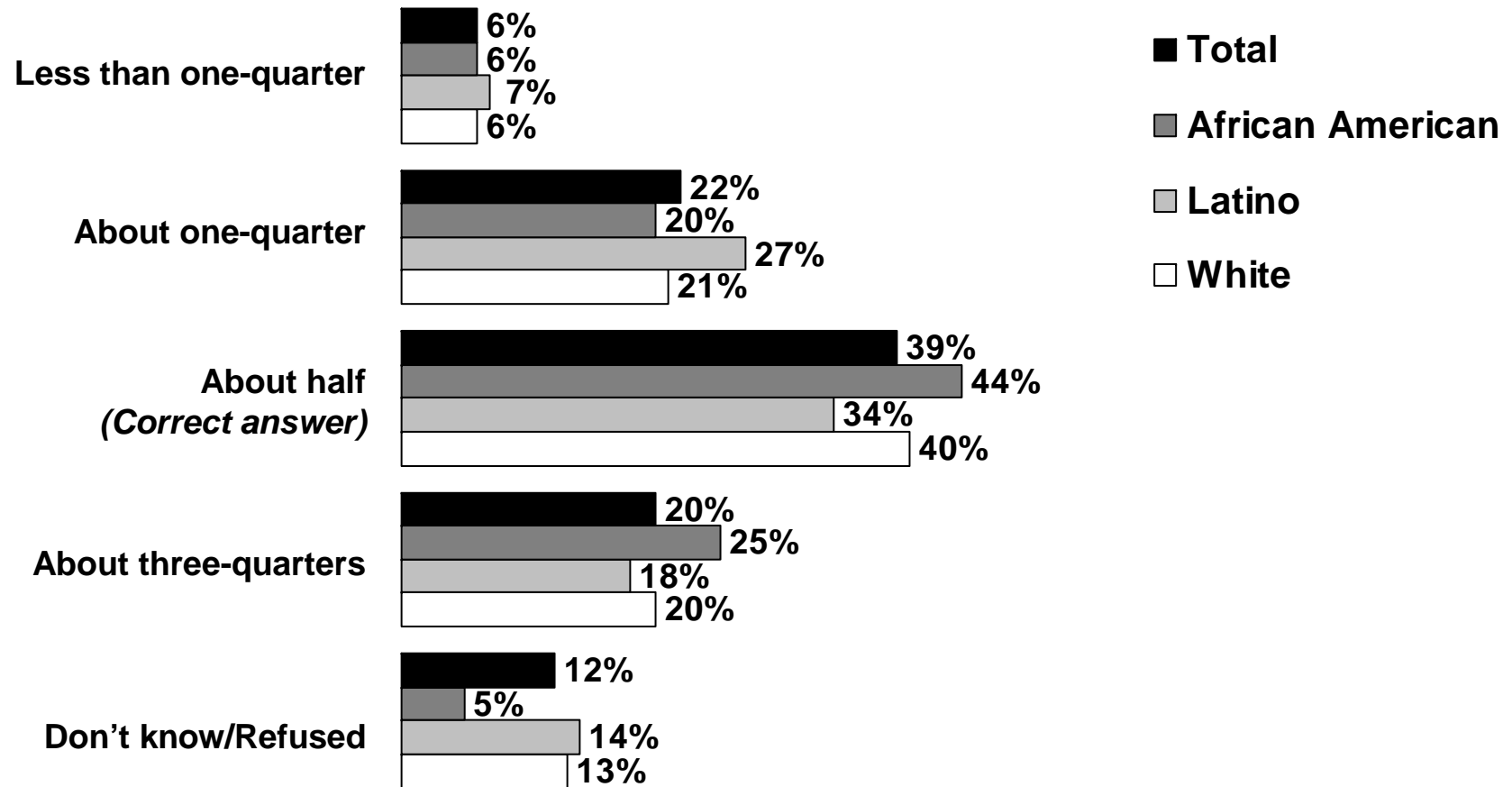


Source: Kaiser Family Foundation *Survey of Americans on HIV/AIDS* (conducted March 15 – May 11, 2004)

Chart 24

Perception of Incidence of New HIV Infections in the U.S. Among African Americans

What proportion of all the new HIV infections in this country do you think occur among African Americans?



Source: Kaiser Family Foundation *Survey of Americans on HIV/AIDS* (conducted March 15 – May 11, 2004)

Chart 25

Perception of Incidence of New HIV Infections in the U.S. Among People Under Age 25

What proportion of all the new HIV infections in this country do you think occur among people under age 25?

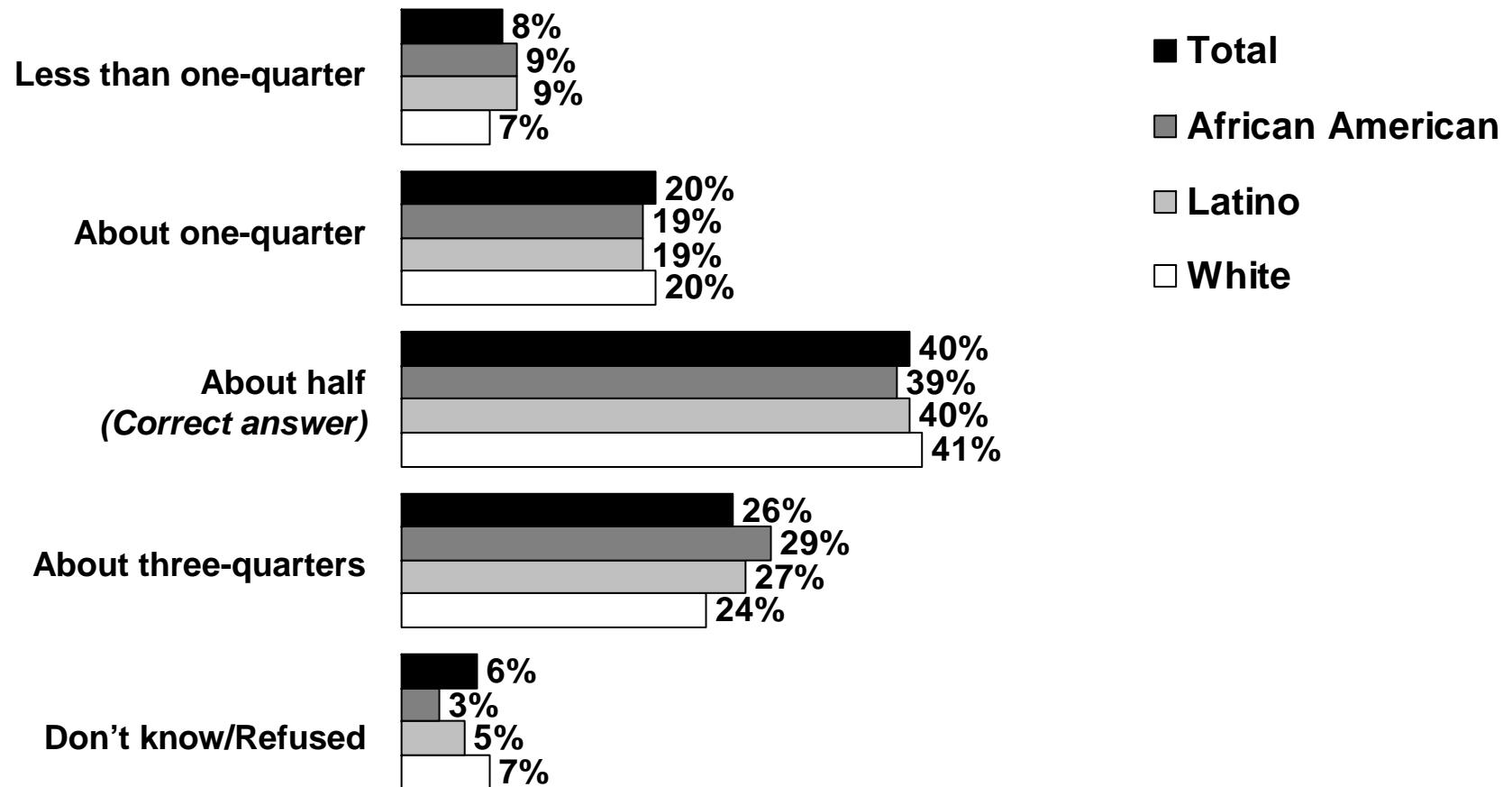
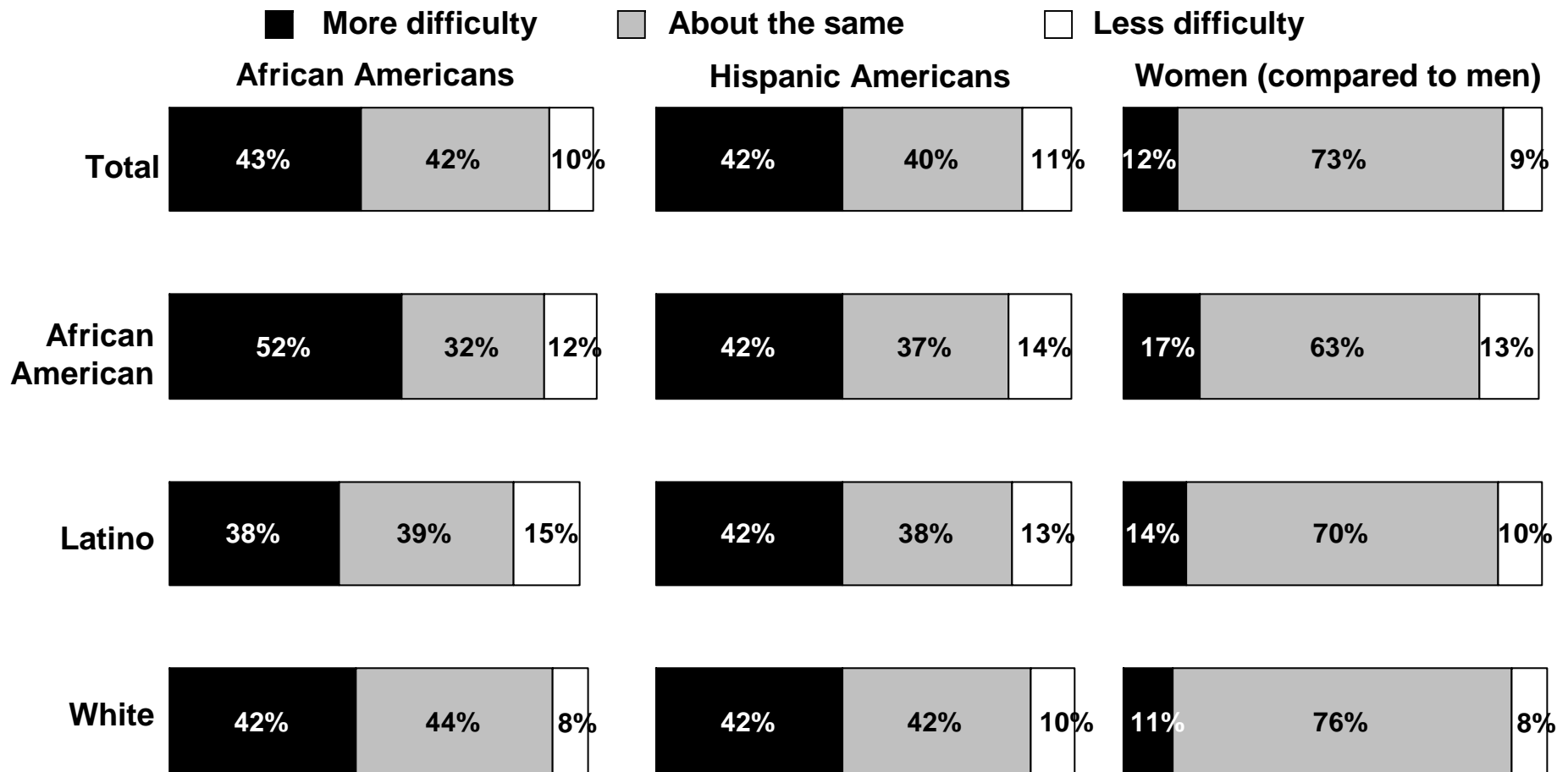


Chart 26

Perceptions About Minorities' and Women's Ability to Access HIV Care and Treatment

Compared to people of other races and ethnic backgrounds, do you think that (INSERT) with HIV/AIDS face more difficulty or less difficulty in getting the care and treatment they need – or that their ability to access care is about the same?



Note: Don't know responses not shown.

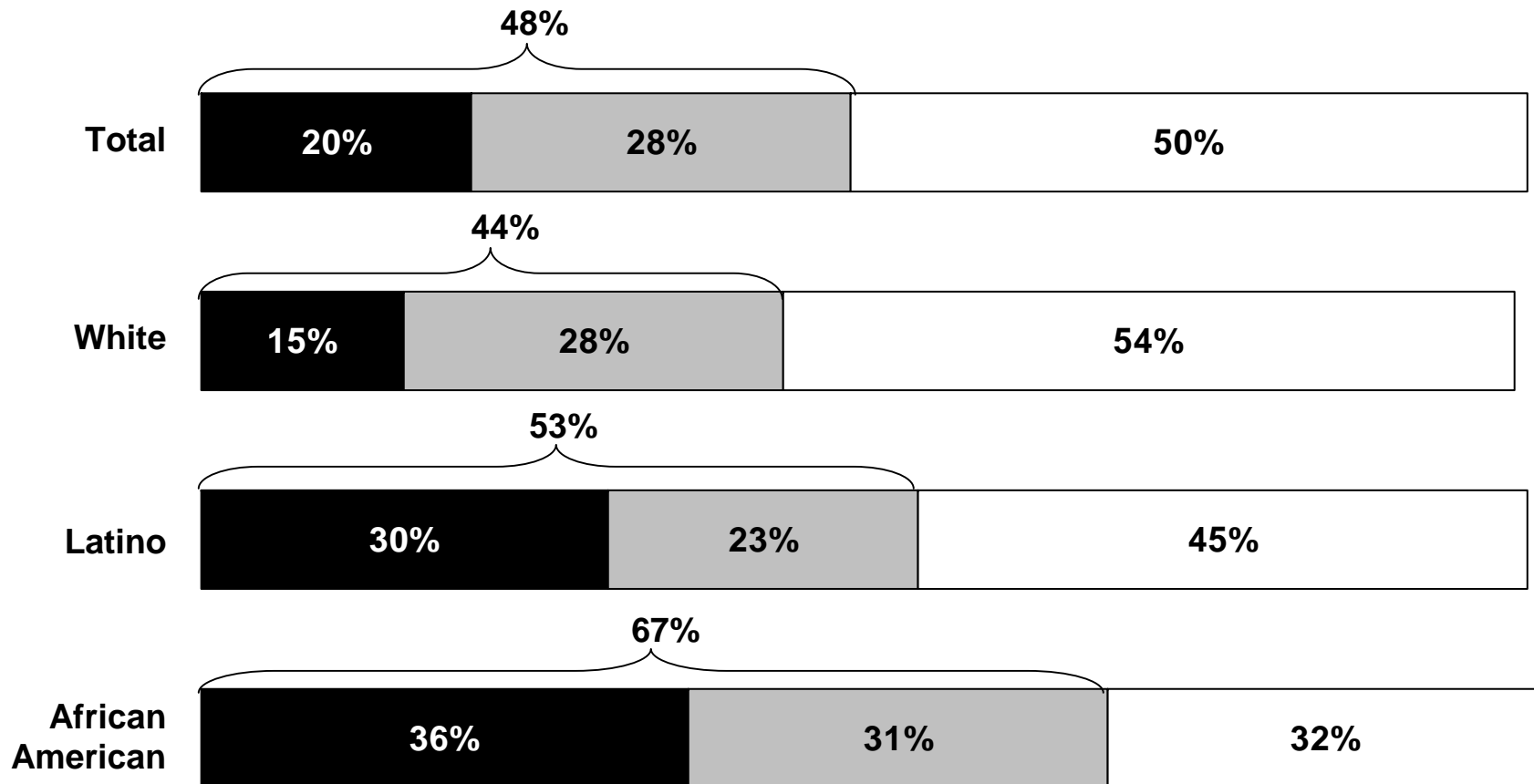
Source: Kaiser Family Foundation *Survey of Americans on HIV/AIDS* (conducted March 15 – May 11, 2004)

Chart 27

Percent Who Report Being Tested by Race/Ethnicity

Percent saying they have ever been tested for HIV...

■ Yes, in last 12 months ■ Yes, but not in last 12 months □ No, never tested



Note: Don't know responses not shown; Numbers may not add up exactly due to rounding.

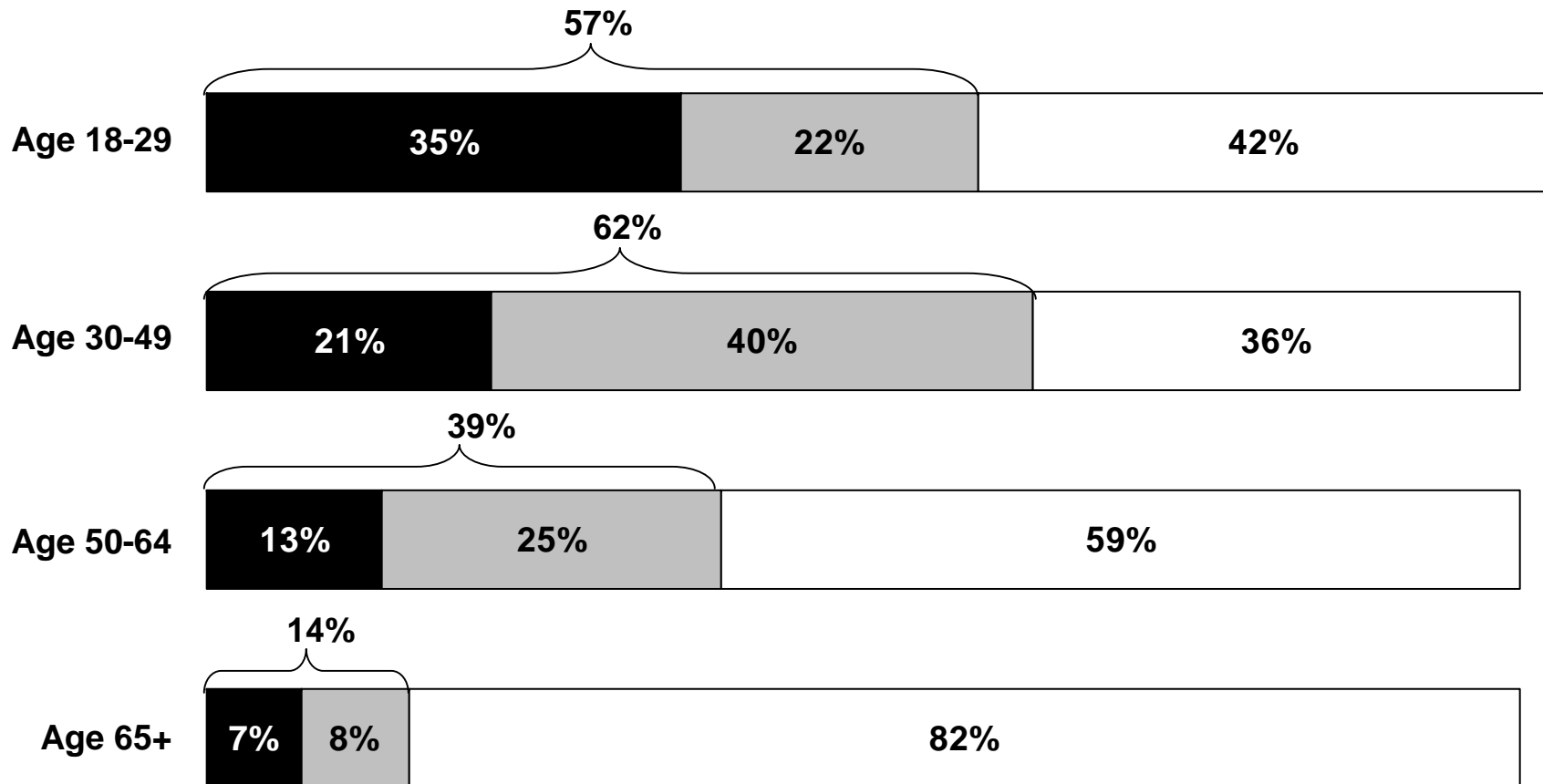
Source: Kaiser Family Foundation *Survey of Americans on HIV/AIDS* (conducted March 15 – May 11, 2004)

Chart 28

Percent Who Report Being Tested by Age

Percent saying they have ever been tested for HIV...

■ Yes, in last 12 months ■ Yes, but not in last 12 months □ No, never tested



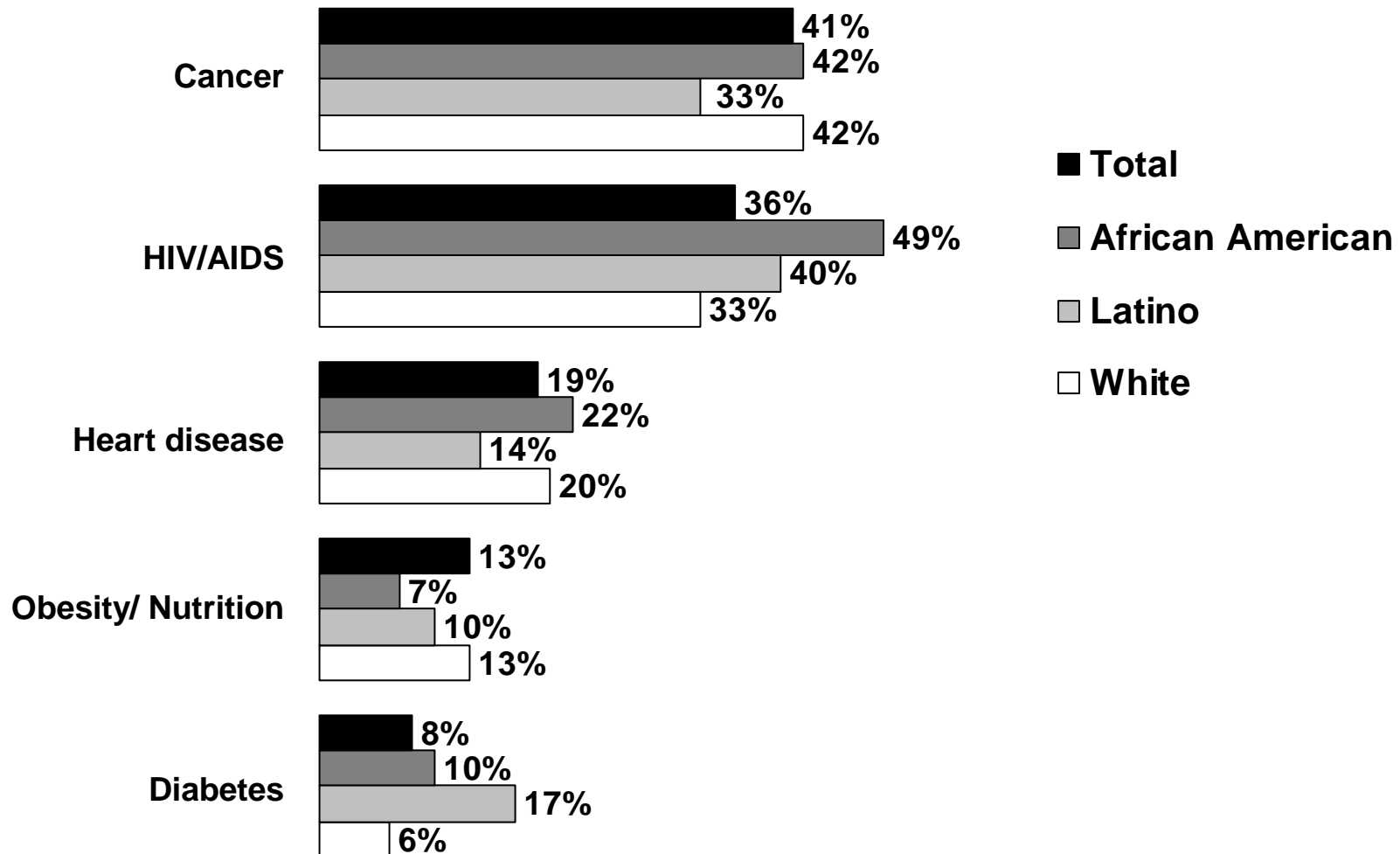
Note: Don't know responses not shown; Numbers may not add up exactly due to rounding.

Source: Kaiser Family Foundation *Survey of Americans on HIV/AIDS* (conducted March 15 – May 11, 2004)

Chart 29

Most Urgent Health Problem Facing the World

What do you think is the most urgent health problem facing THE WORLD today?
(Open-ended – top 5 responses shown)*



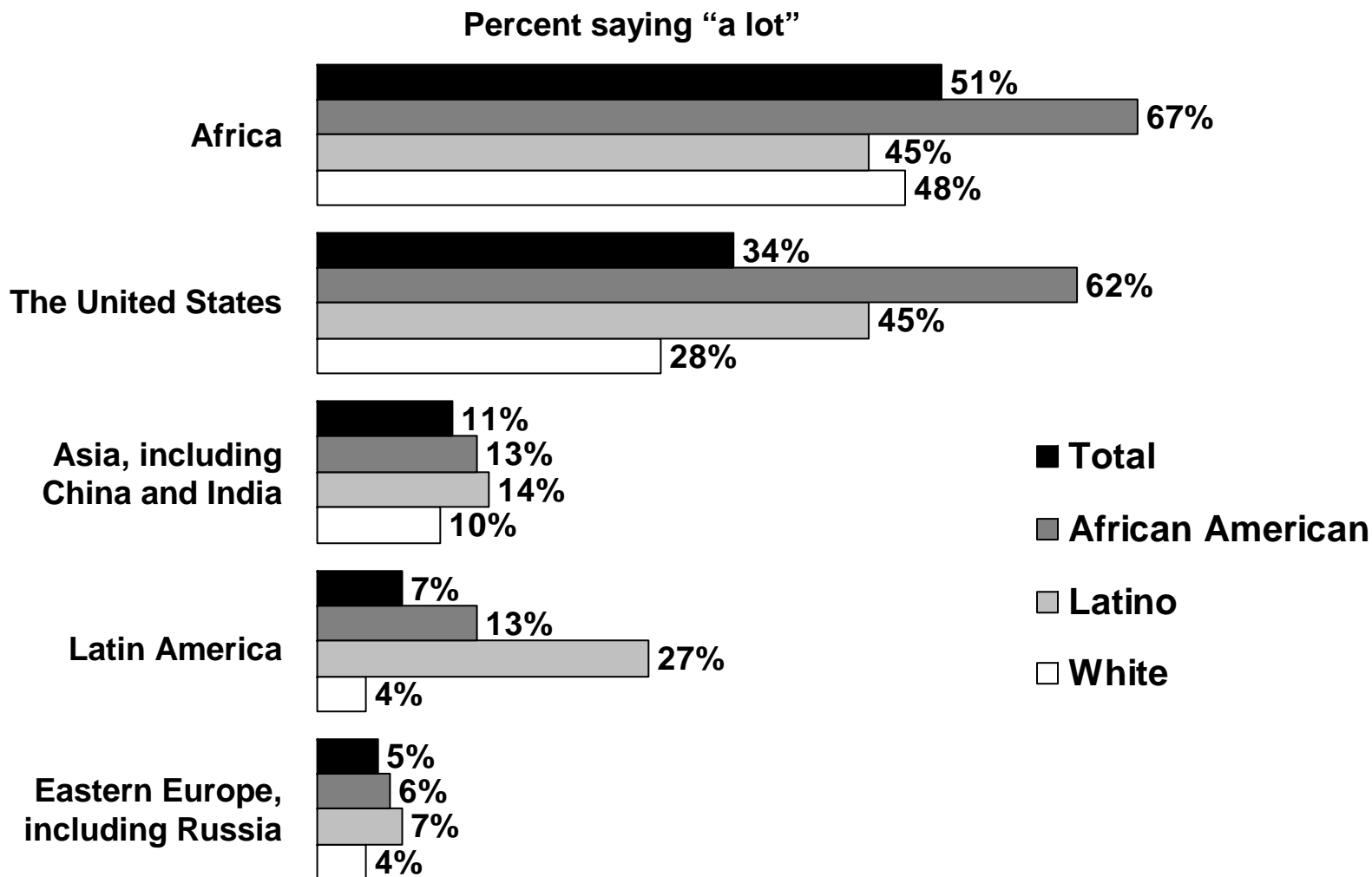
* Note: Adds up to more than 100% because of multiple responses.

Source: Kaiser Family Foundation *Survey of Americans on HIV/AIDS* (conducted March 15 – May 11, 2004)

Chart 30

How Much the Public Has Seen About the Problem...

During the last year, how much, if anything, have you personally seen, heard, or read about the problem of AIDS in...?



Source: Kaiser Family Foundation *Survey of Americans on HIV/AIDS* (conducted March 15 – May 11, 2004)

Chart 31

Is HIV/AIDS a Global Epidemic?

Now thinking about the issue of HIV/AIDS in countries outside the United States and the AIDS problem worldwide... Which ONE of the following two statements comes CLOSER to your views...

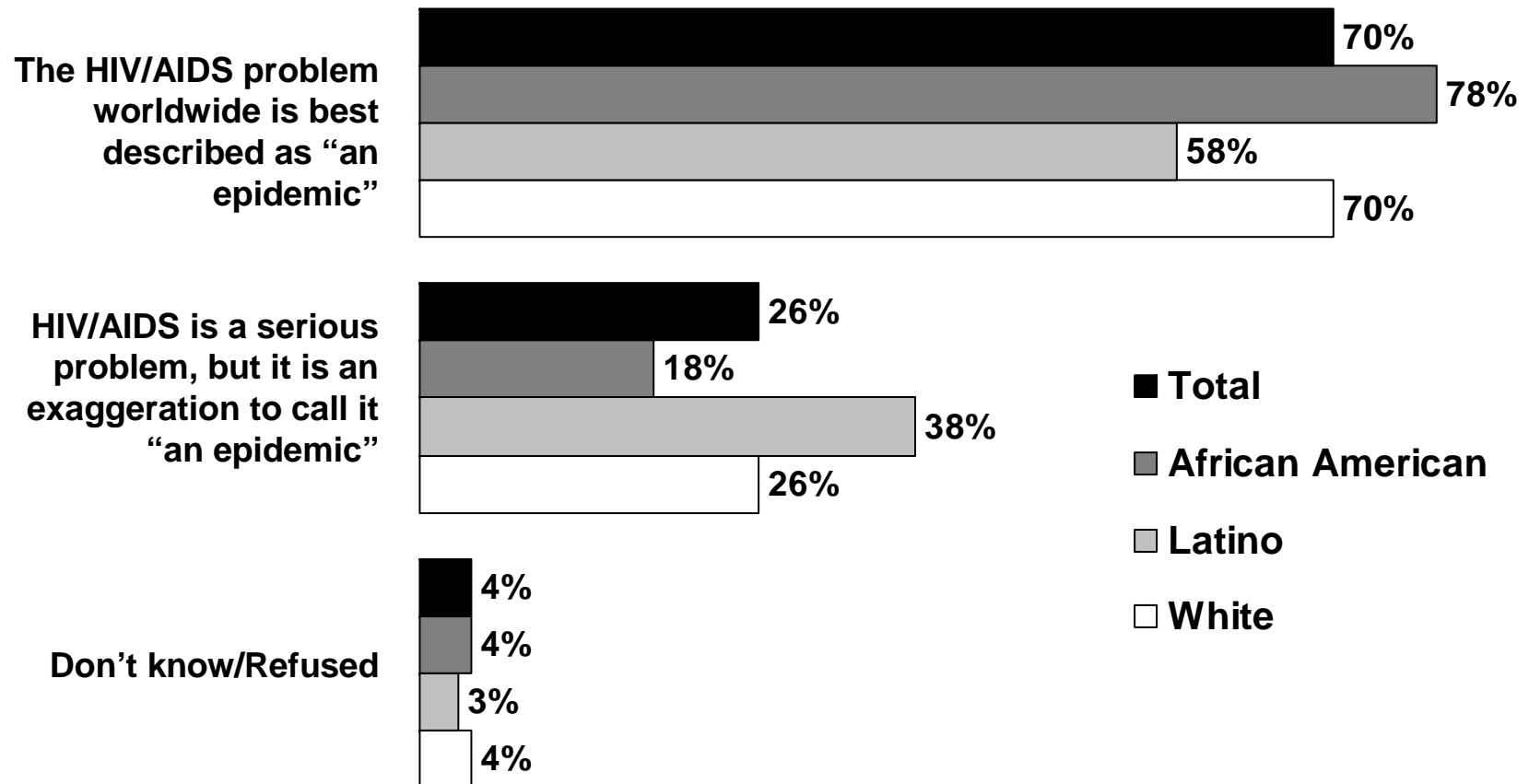
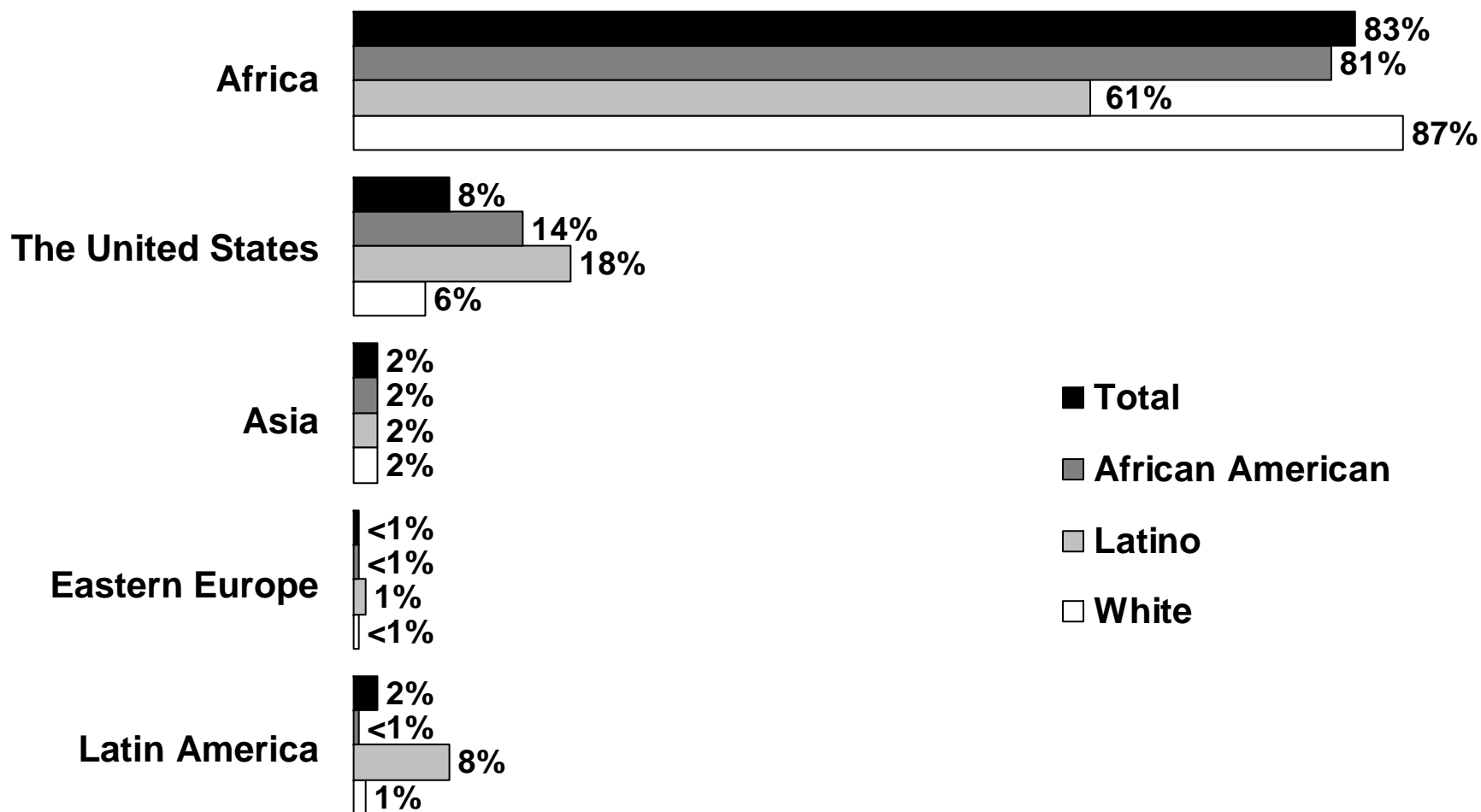


Chart 32

Geographic Areas Hardest Hit by HIV/AIDS

Which ONE of the following parts of the world today do you think has been hardest hit with HIV/AIDS?

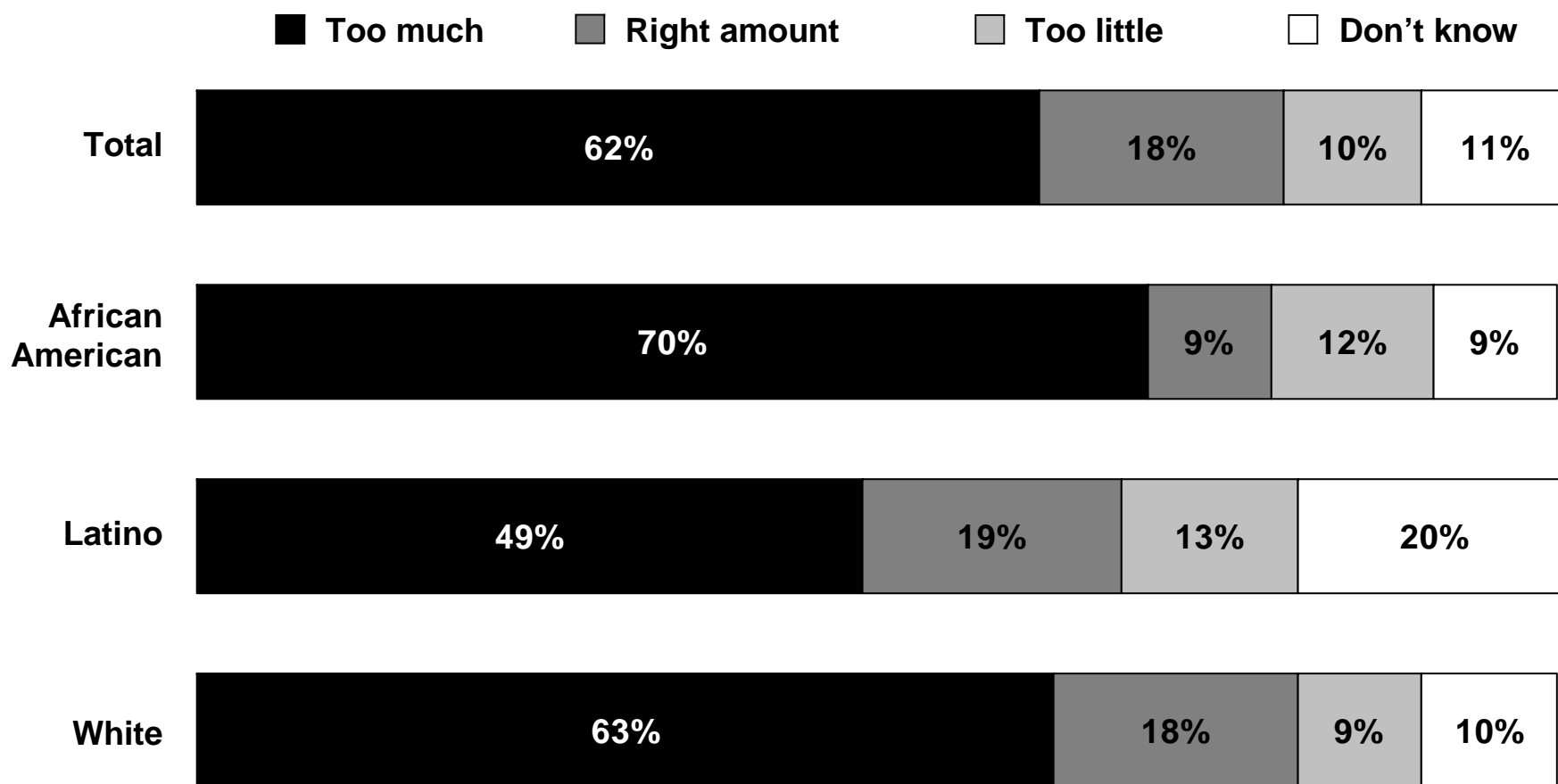


Source: Kaiser Family Foundation *Survey of Americans on HIV/AIDS* (conducted March 15 – May 11, 2004)

Chart 33

Views of U.S. Spending on Foreign Aid in General

Turning to the issue of foreign aid, do you think the United States is now spending too much on foreign aid, too little on foreign aid, or about the right amount?



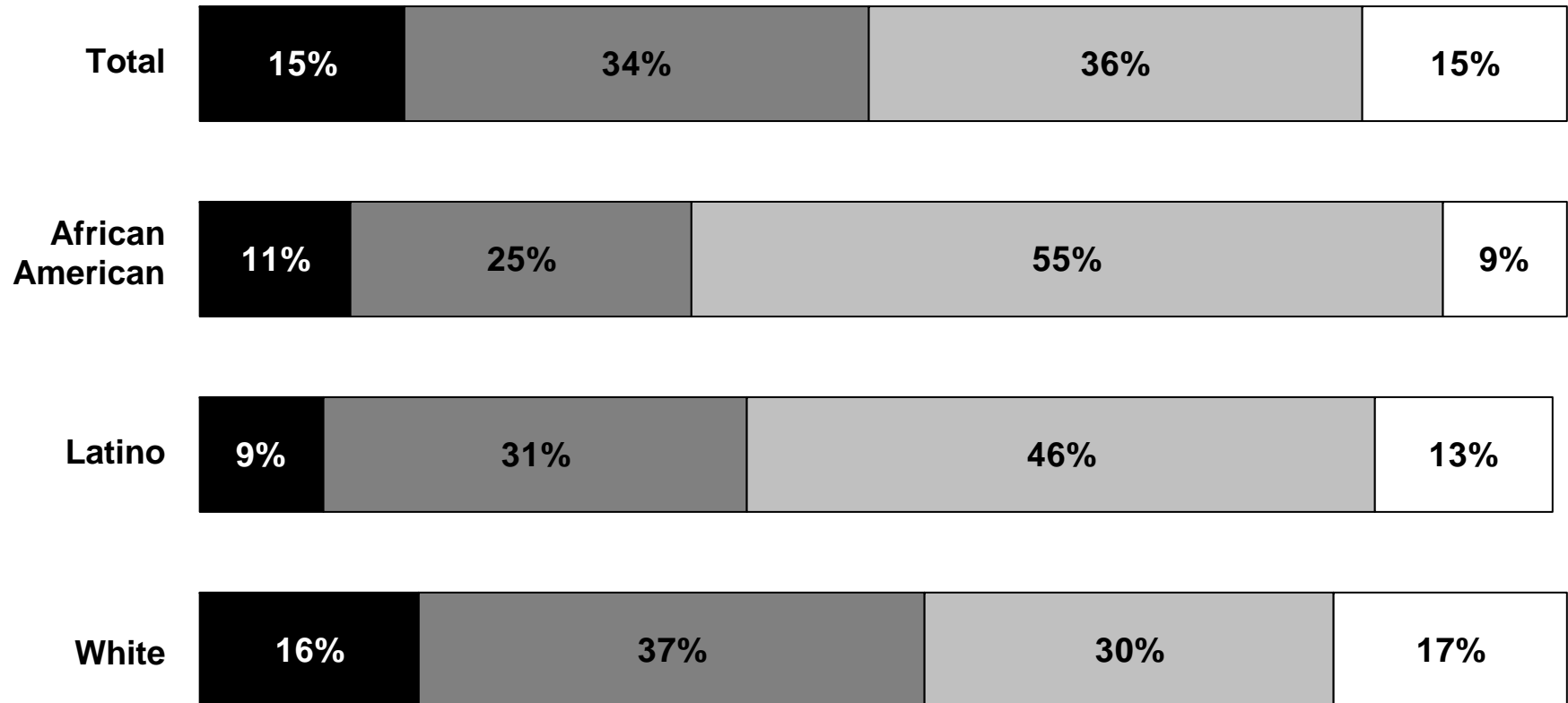
Source: Kaiser Family Foundation *Survey of Americans on HIV/AIDS* (conducted March 15 – May 11, 2004)

Chart 34

Views of U.S. Spending on Foreign Aid to Fight HIV/AIDS in Developing Countries

Do you think the U.S. is now spending too much, too little, or about the right amount on foreign aid to deal with the HIV/AIDS problem in developing countries?

■ Too much ■ Right amount ■ Too little □ Don't know

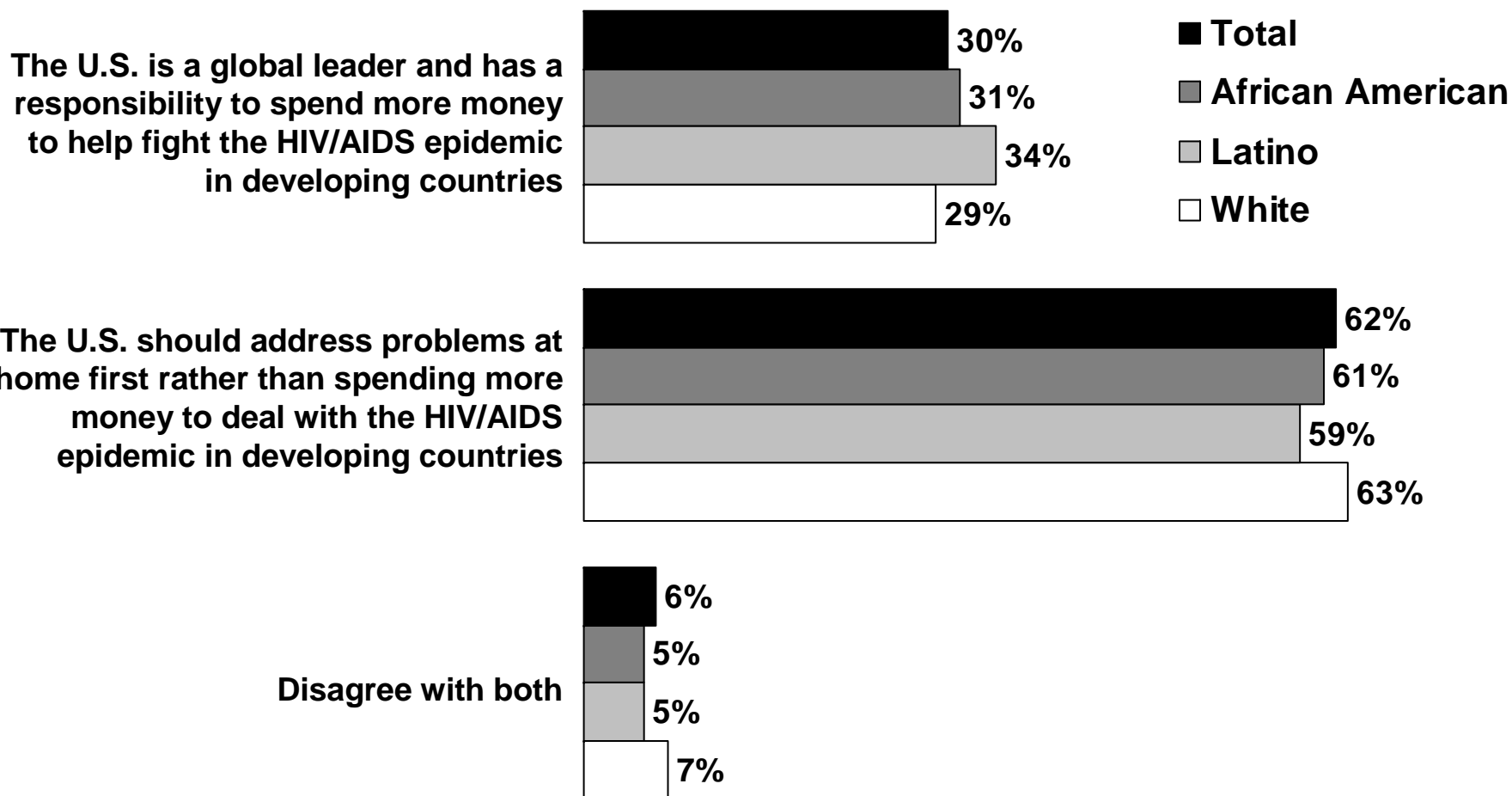


Source: Kaiser Family Foundation *Survey of Americans on HIV/AIDS* (conducted March 15 – May 11, 2004)

Chart 35

U.S. Responsibility as a Global Leader vs. Addressing Problems at Home First

Which of these two statements do you agree with MORE STRONGLY?



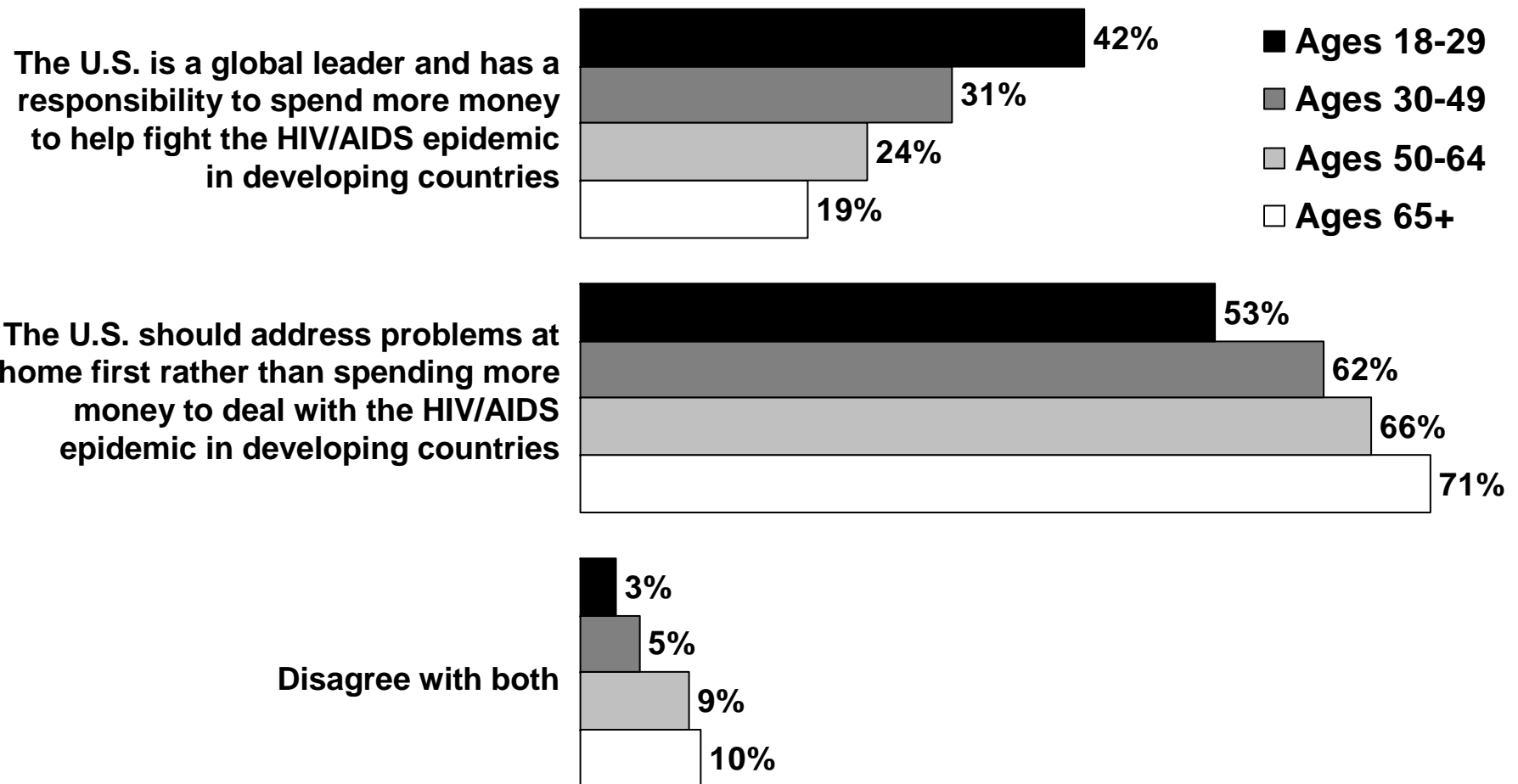
Note: Don't know responses not shown.

Source: Kaiser Family Foundation *Survey of Americans on HIV/AIDS* (conducted March 15 – May 11, 2004)

Chart 36


U.S. Responsibility as a Global Leader vs. Addressing Problems at Home First by Age

Which of these two statements do you agree with MORE STRONGLY?



Note: Don't know responses not shown.

Source: Kaiser Family Foundation *Survey of Americans on HIV/AIDS* (conducted March 15 – May 11, 2004)



The Henry J. Kaiser Family Foundation
2400 Sand Hill Road
Menlo Park, CA 94025
Phone: (650) 854-9400 Fax: (650) 854-4800

Washington Office:
1330 G Street, NW
Washington, DC 20005
Phone: (202) 347-5270 Fax: (202) 347-5274

www.kff.org

Additional copies of this publication (#7140) are available on
the Kaiser Family Foundation's website at www.kff.org.

The Kaiser Family Foundation is a non-profit, private operating foundation dedicated to providing information and analysis on health care issues to policymakers, the media, the health care community, and the general public. The Foundation is not associated with Kaiser Permanente or Kaiser Industries.