

Chartpack

***Inside-OUT: A Report on the Experiences of Lesbians,
Gays and Bisexuals in America and the Public's Views
on Issues and Policies Related to Sexual Orientation***

The Kaiser Family Foundation

November 2001

Methodology

The Kaiser Family Foundation *Inside-OUT: A Report on the Experiences of Lesbians, Gays and Bisexuals in America and the Public's Views on Issues and Policies Related to Sexual Orientation* was designed and analyzed by researchers at the Kaiser Family Foundation. Dr. Randall Sell of Columbia University served as an academic consultant on the design of the survey. Fieldwork was conducted by Princeton Survey Research Associates from February 7 through September 4, 2000. The study had two components, the General Public (GP) Survey and the Lesbian, Gay and Bisexual (LGB) Survey. The GP results of this project are based on a telephone survey among a randomly selected nationally representative sample of 2,283 adults 18 years or older living in continental United States. Interviews were completed in both English and Spanish, according to the preference of the respondent. The margin of sampling error for the GP survey is +/- 3.5 percentage points. For results based on subsets of respondents the margin of sampling error is higher. Note that in addition to sampling error there are other possible sources of measurement error.

Estimates of the number of men and women in the United States that identify as lesbian, gay or bisexual vary considerably, and drawing a scientific random sample of a group that is a relatively small percentage of the U.S. population without knowledge of its absolute size or geographic distribution poses numerous challenges. In an attempt to have a representative, random sample of opinions, we assembled a random sample of telephone households geographically limited to 15 major U.S. metropolitan areas. All sampled households were asked a series of questions inventorying household member characteristics, including whether there was any adult "who is gay, lesbian, bisexual." The LGB survey results are based on 405 telephone interviews among these randomly selected, self-identified gay, lesbian and bisexual adults 18 years or older. The margin of sampling error for the LGB survey is +/- 5.9 percentage points.

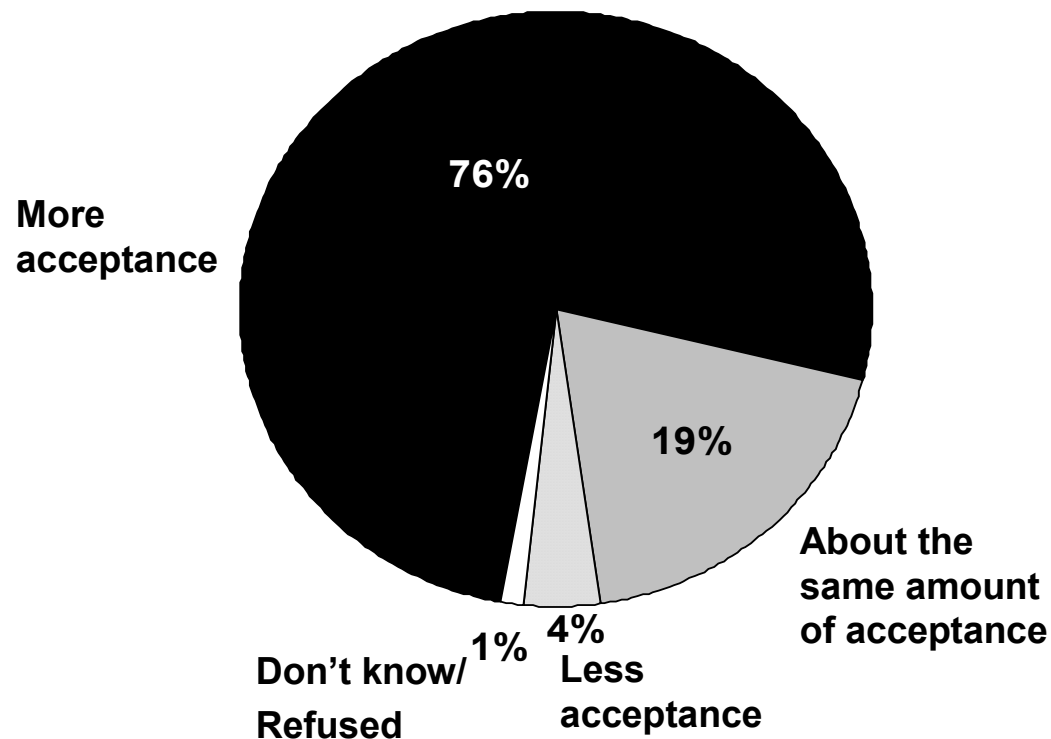
The Kaiser Family Foundation is an independent, national health care philanthropy dedicated to providing information and analysis on health issues to policymakers, the media, and the general public. The Foundation is not associated with Kaiser Permanente or Kaiser Industries.

Part I:
**The Lesbian, Gay and Bisexual
Experience in America**

Chart 1

Acceptance of Lesbians, Gays and Bisexuals Today Compared to a Few Years Ago

Percent of lesbians, gays and bisexuals who say there is...

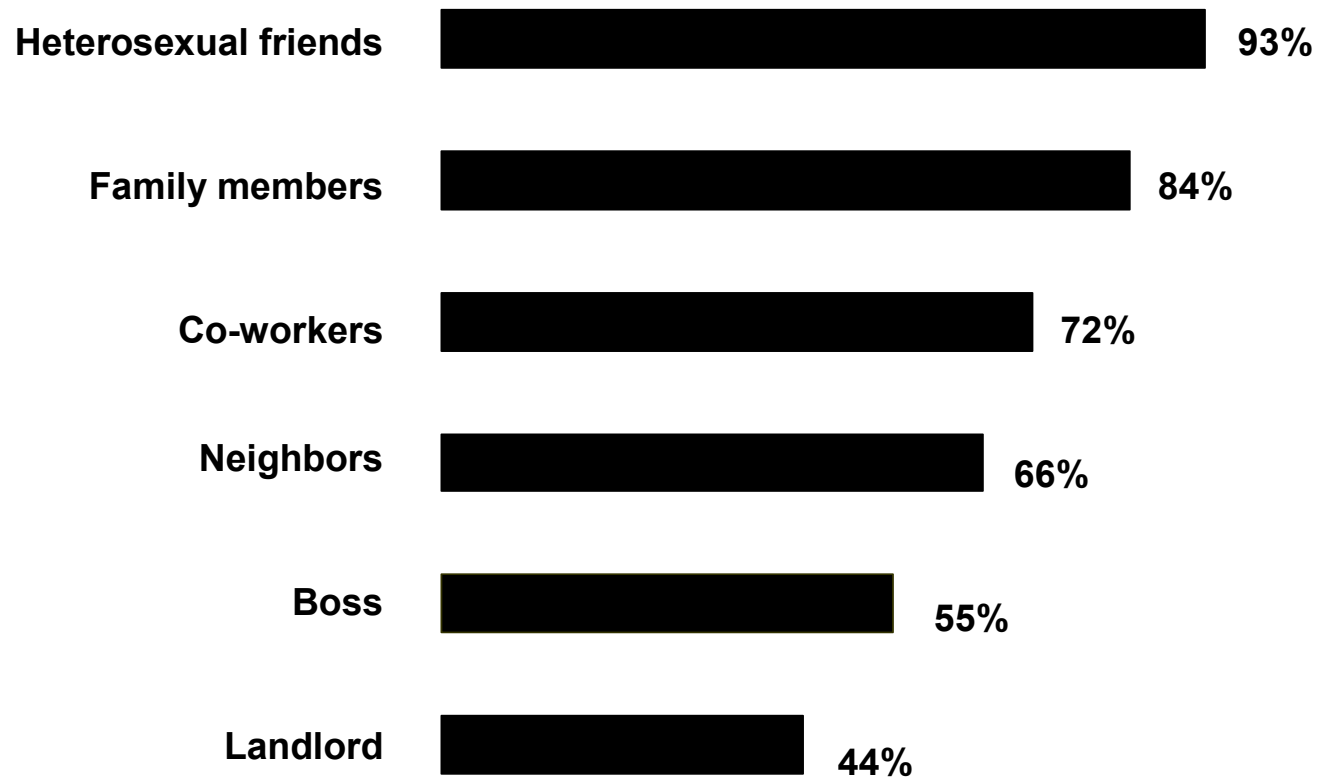


Source: Kaiser Family Foundation *Inside-OUT: A Report on the Experiences of Lesbians, Gays and Bisexuals in America and the Public's Views on Issues and Policies Related to Sexual Orientation*, November 2001 (conducted Feb.-Sept. 2000)

Chart 2

Most Lesbians, Gays, Bisexuals Are “Out” or Open About Their Sexual Orientation

Percent of lesbians, gays and bisexuals who are open with...

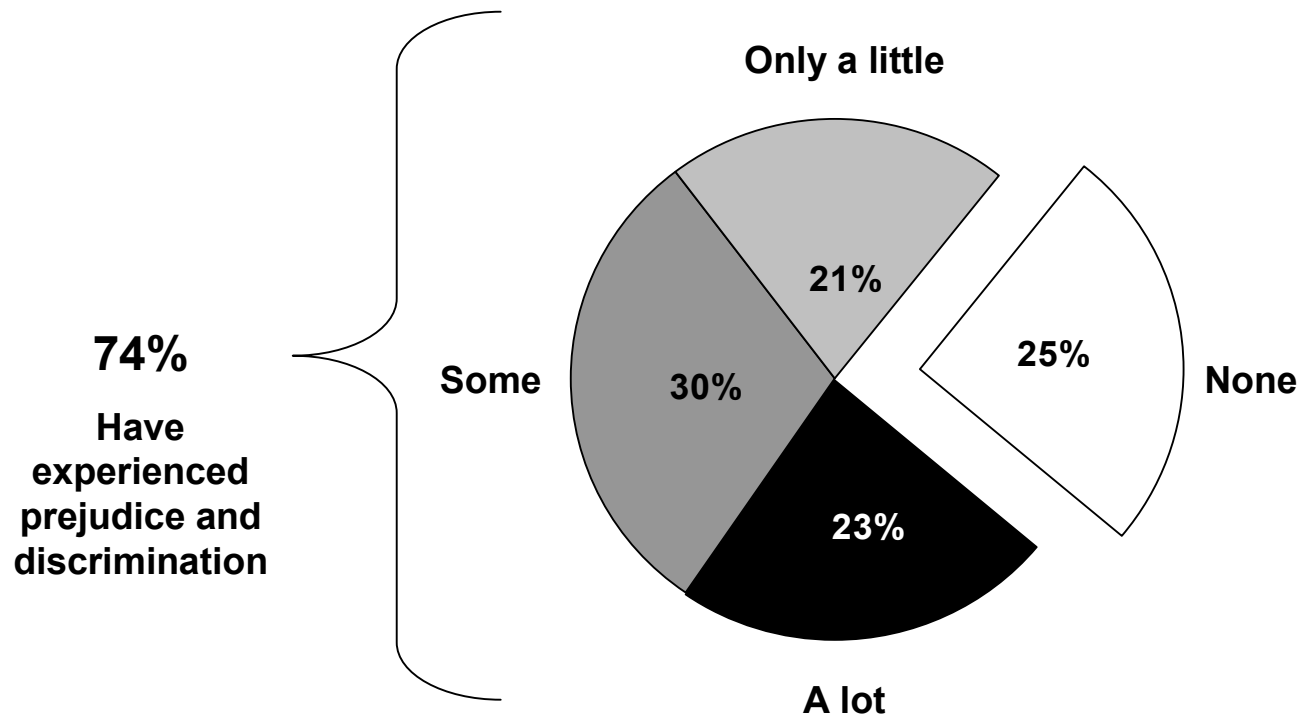


Source: Kaiser Family Foundation *Inside-OUT: A Report on the Experiences of Lesbians, Gays and Bisexuals in America and the Public's Views on Issues and Policies Related to Sexual Orientation*, November 2001 (conducted Feb.-Sept. 2000)

Chart 3

Personal Experience with Prejudice and Discrimination Because of Being Lesbian, Gay or Bisexual

Percent who say they have experienced prejudice and discrimination, and the extent to which they experienced it, because of being lesbian, gay or bisexual ...



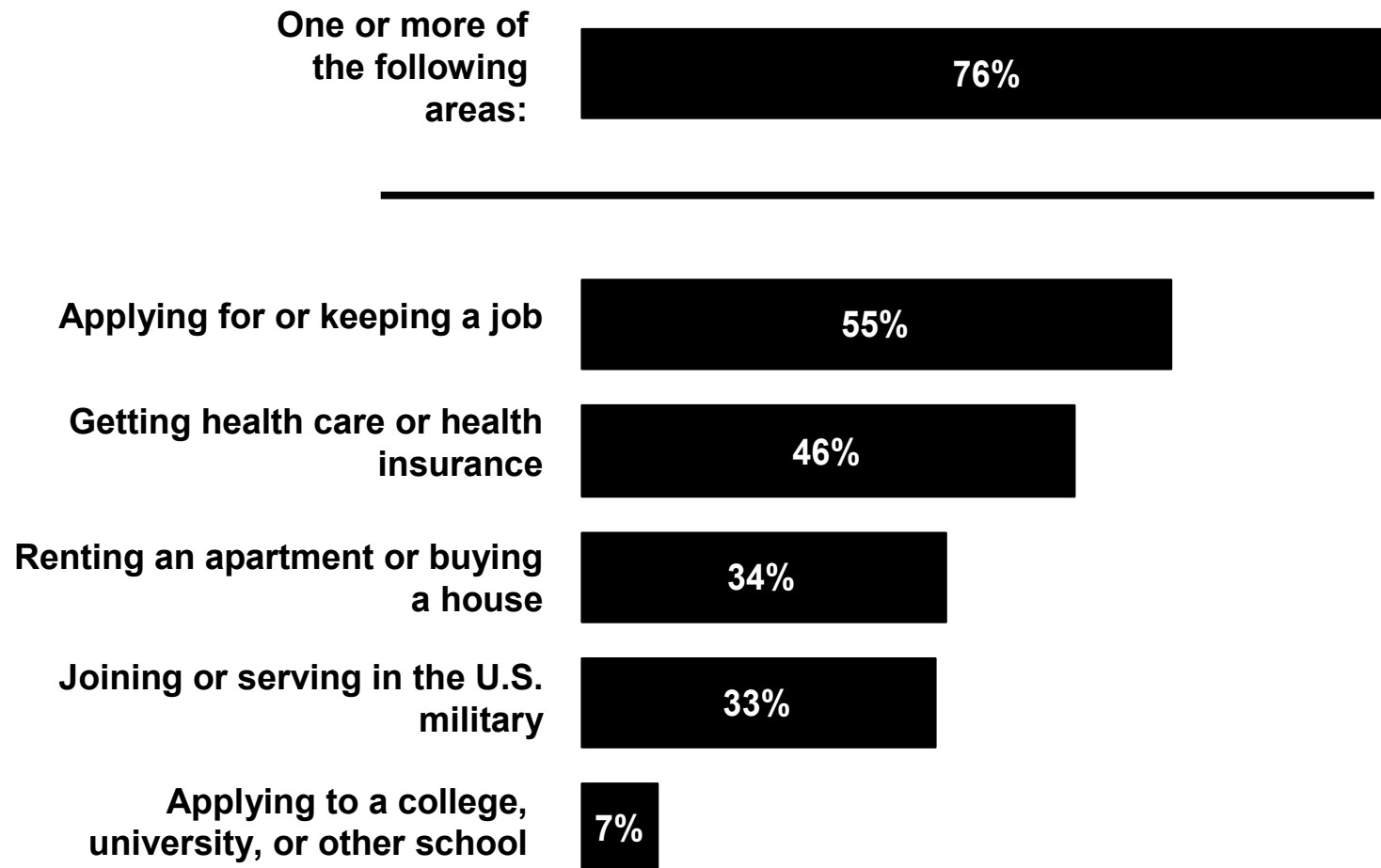
*Note: Don't know not shown = 1%

Source: Kaiser Family Foundation *Inside-OUT: A Report on the Experiences of Lesbians, Gays and Bisexuals in America and the Public's Views on Issues and Policies Related to Sexual Orientation*, November 2001 (conducted Feb.-Sept. 2000)

Chart 4

Lesbians, Gays and Bisexuals Have Experienced Discrimination In Several Areas

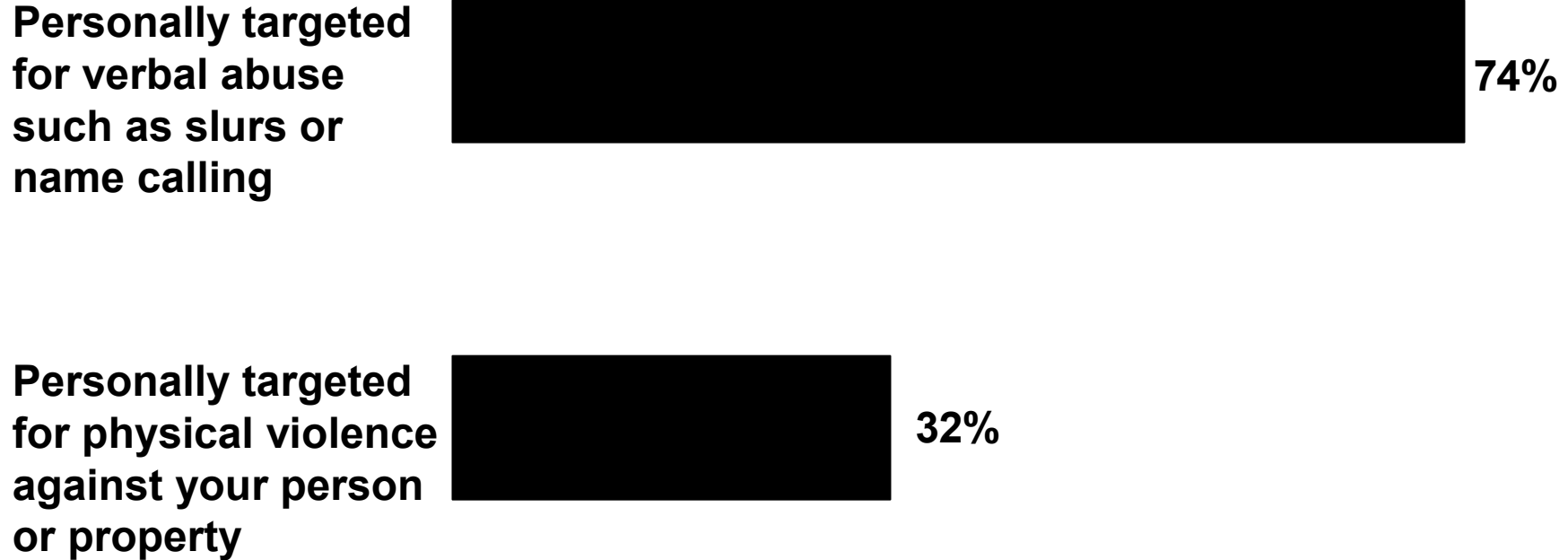
Percent of lesbians, gays or bisexuals who say they or someone they know has experienced discrimination because of their sexual orientation in...



Source: Kaiser Family Foundation *Inside-OUT: A Report on the Experiences of Lesbians, Gays and Bisexuals in America and the Public's Views on Issues and Policies Related to Sexual Orientation*, November 2001 (conducted Feb.-Sept. 2000)

Chart 5

Percent Who Say They Have Been Personally Targeted For Violence or Verbal Abuse Because They Are Lesbian, Gay or Bisexual

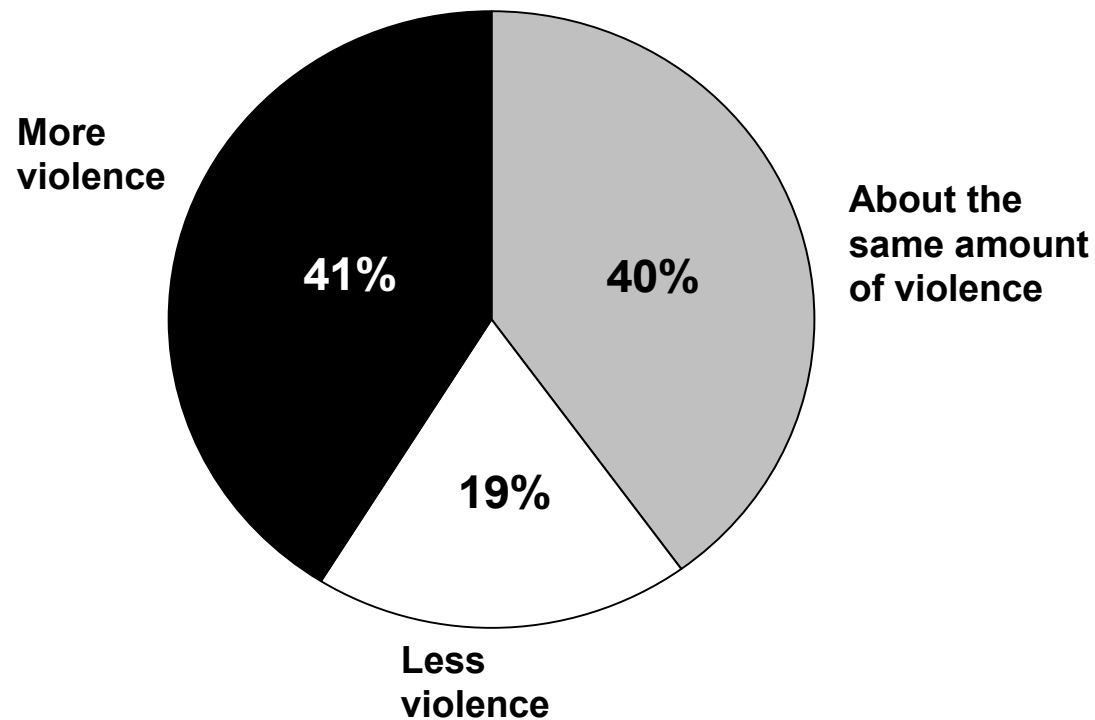


Source: Kaiser Family Foundation *Inside-OUT: A Report on the Experiences of Lesbians, Gays and Bisexuals in America and the Public's Views on Issues and Policies Related to Sexual Orientation*, November 2001 (conducted Feb.-Sept. 2000)

Chart 6

Violence Directed Against Lesbians, Gays and Bisexuals Today Compared to a Few Years Ago

Percent of lesbians, gays, bisexuals who say there is...

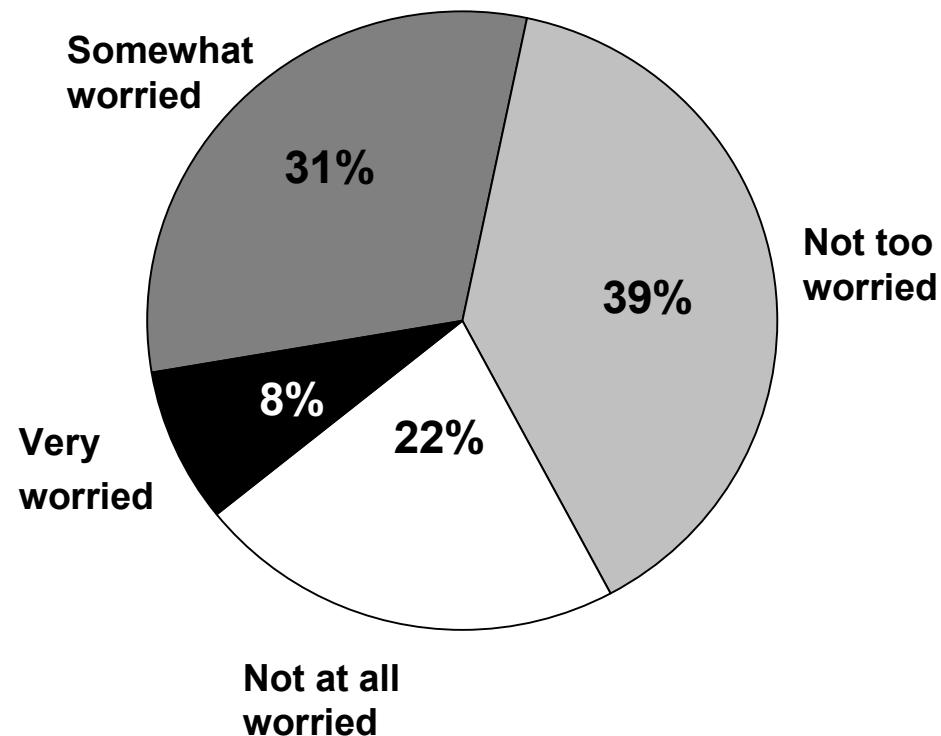


Source: Kaiser Family Foundation *Inside-OUT: A Report on the Experiences of Lesbians, Gays and Bisexuals in America and the Public's Views on Issues and Policies Related to Sexual Orientation*, November 2001 (conducted Feb.-Sept. 2000)

Chart 7

Worry About Being Physically Assaulted or Beaten by Someone Who Dislikes Gay People

Percent of lesbians, gays and bisexuals who say they are ...



Source: Kaiser Family Foundation *Inside-OUT: A Report on the Experiences of Lesbians, Gays and Bisexuals in America and the Public's Views on Issues and Policies Related to Sexual Orientation*, November 2001 (conducted Feb.-Sept. 2000)

Chart 8

Partners, Marriage and Children

Percent of lesbians, gays and bisexuals who...

Marriage

Want to get legally married

74%

Are living with partner
as if married

28%

Are married

3%

Children

Would like to adopt children

49%

Are living in household with
children under age 18

11%

Are parents or legal guardians

8%

Source: Kaiser Family Foundation *Inside-OUT: A Report on the Experiences of Lesbians, Gays and Bisexuals in America and the Public's Views on Issues and Policies Related to Sexual Orientation*, November 2001 (conducted Feb.-Sept. 2000)

Part II:
**The General Public's Attitudes
and Experiences**

Chart 9

Majority of Public Know Someone Who is Gay

Percent of general public who...

Know someone who
is lesbian, gay or
bisexual

73%

Have a friend or acquaintance
who is lesbian, gay or bisexual

62%

Work with someone who is
lesbian, gay or bisexual

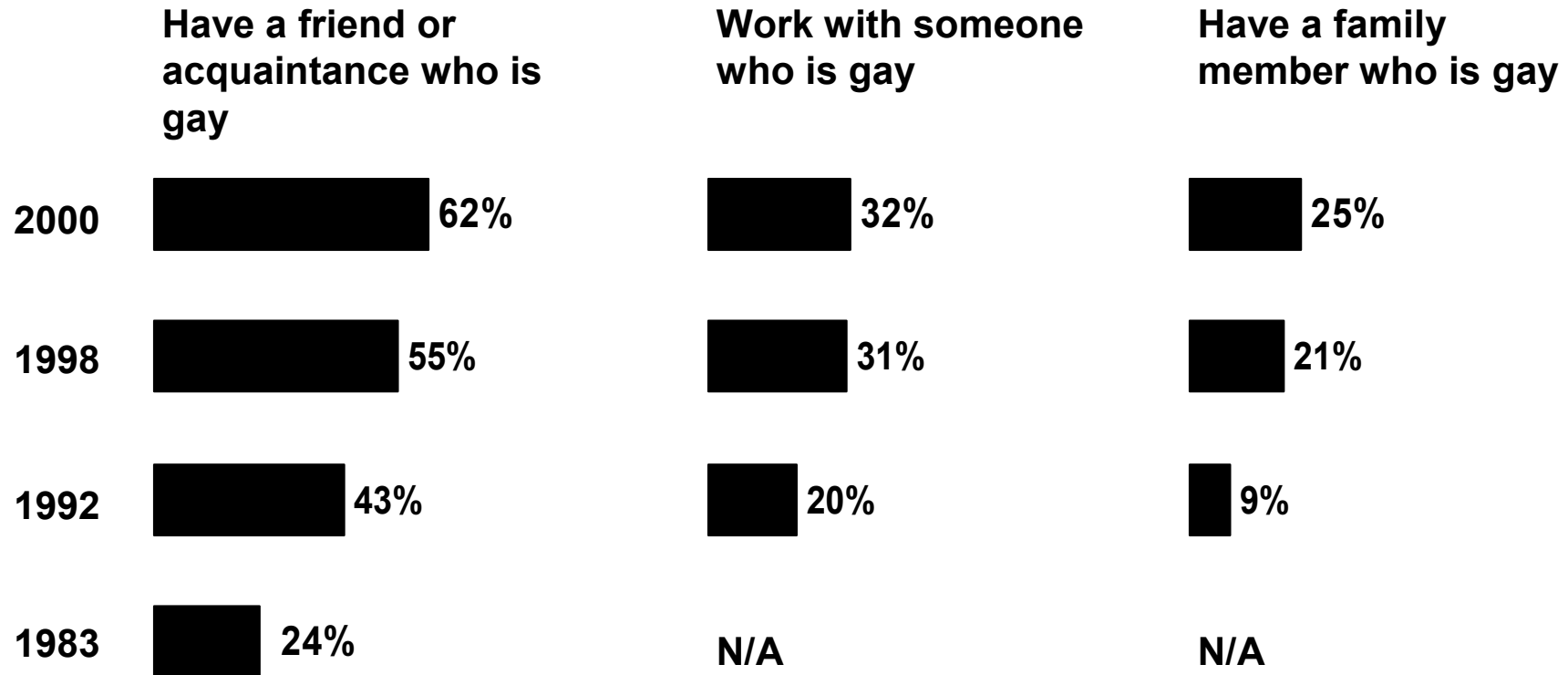
32%

Have someone in their family
who is lesbian, gay or bisexual

25%

Chart 10

Know Someone Who is Gay 1983-2000



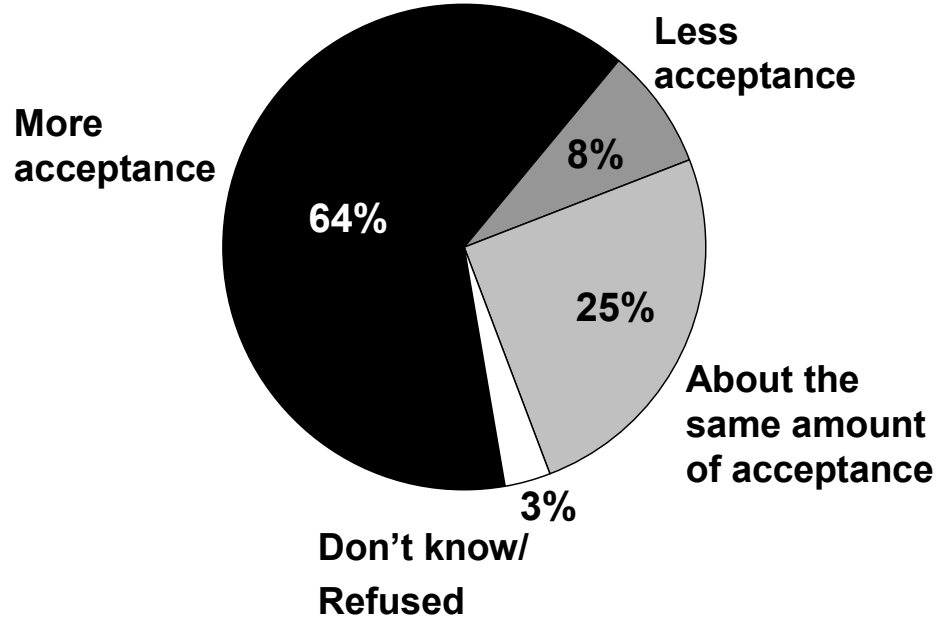
* N/A = Not available

Source: Kaiser Family Foundation *Inside-OUT: A Report on the Experiences of Lesbians, Gays and Bisexuals in America and the Public's Views on Issues and Policies Related to Sexual Orientation*, November 2001 (conducted Feb.-Sept. 2000); Princeton Survey Research Associates, July 30 – July 31, 1998, sponsored by Newsweek, data provided by the Roper Center for Public Opinion Research, University of Connecticut; Princeton Survey Research Associates, August 27, 1992, survey of registered voters (People who report being registered to vote in telephone surveys typically represent approximately eight in ten of all adults nationwide.) sponsored by Newsweek; and Gallup, July 20 – July 21, 1983, sponsored by Newsweek, data provided by the Roper Center for Public Opinion Research, University of Connecticut.

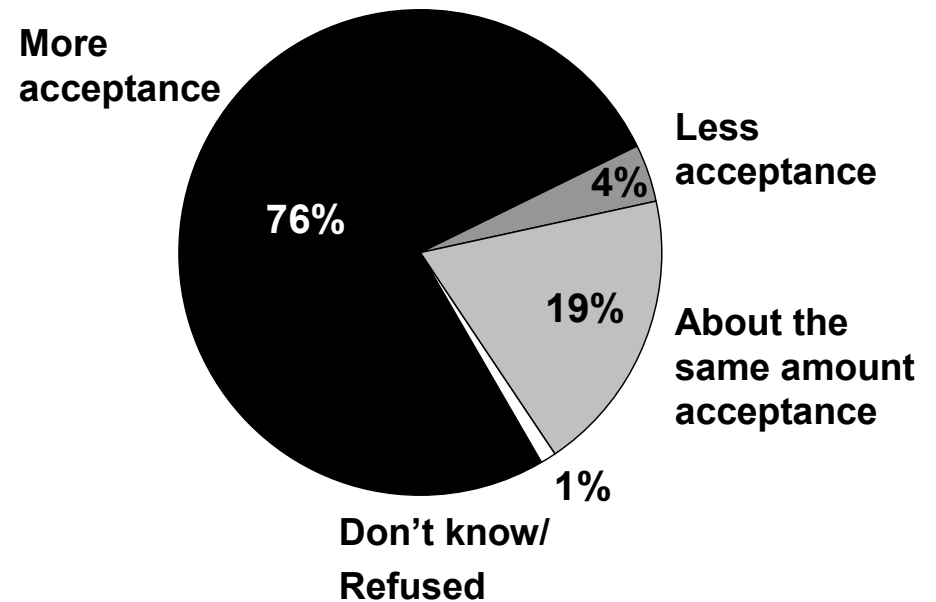
Chart 11

Acceptance of Lesbians, Gays and Bisexuals Compared to a Few Years Ago

Percent of general public who say there is...



Percent of lesbians, gays and bisexuals who say there is...

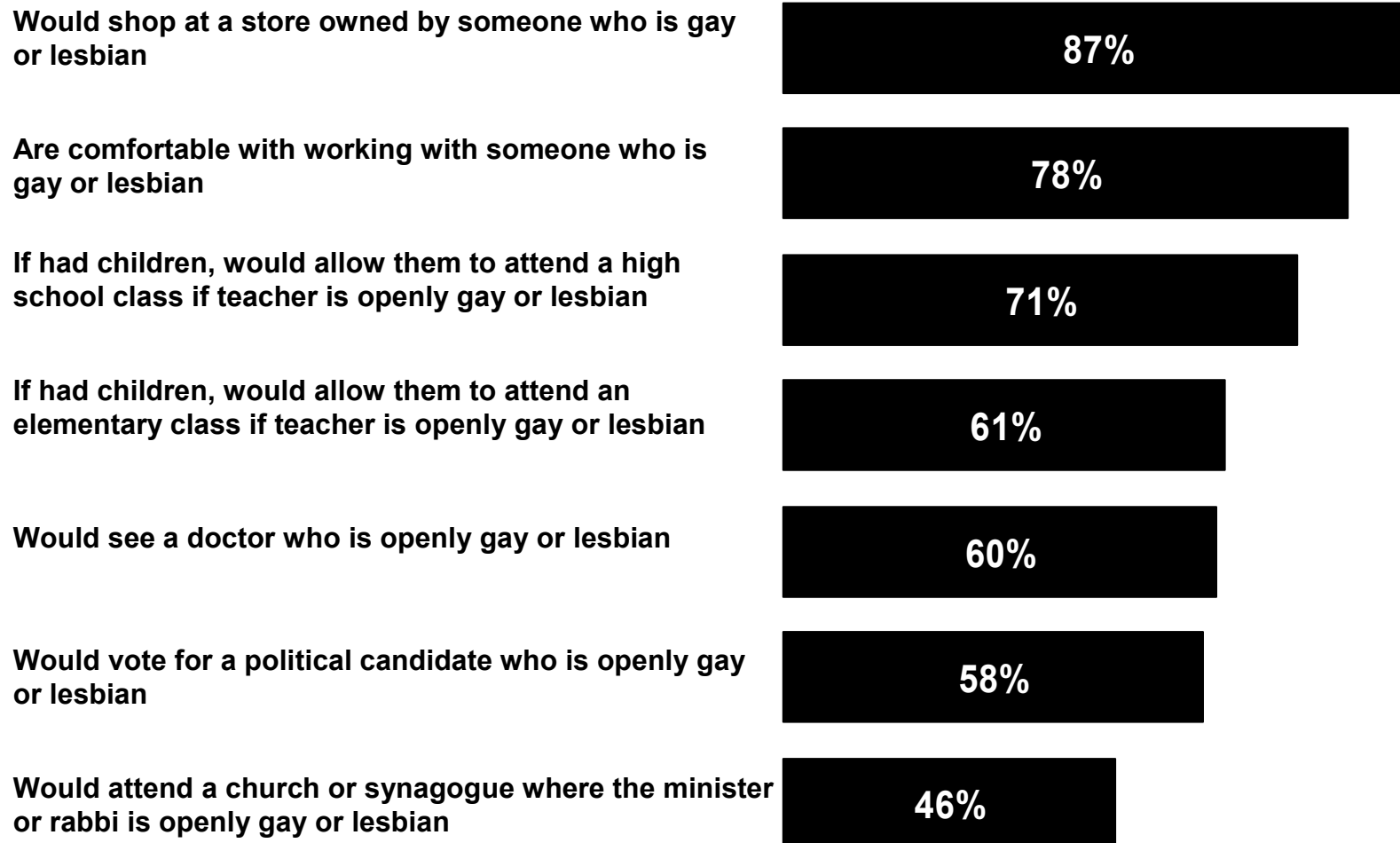


Source: Kaiser Family Foundation *Inside-OUT: A Report on the Experiences of Lesbians, Gays and Bisexuals in America and the Public's Views on Issues and Policies Related to Sexual Orientation*, November 2001 (conducted Feb.-Sept. 2000)

Chart 12

Acceptance of Lesbians, Gays and Bisexuals in Various Areas of Daily Life

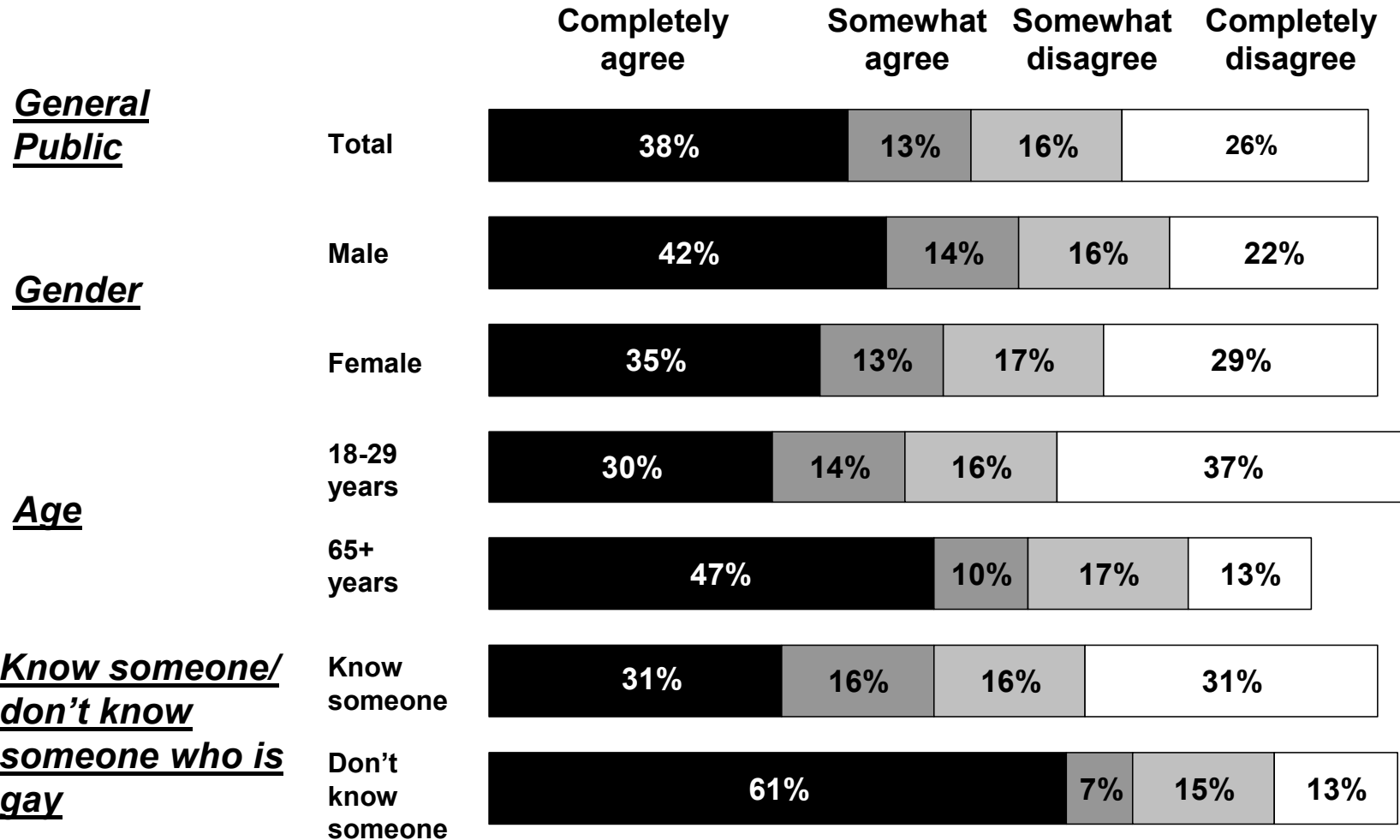
Percent of general public who...



Source: Kaiser Family Foundation *Inside-OUT: A Report on the Experiences of Lesbians, Gays and Bisexuals in America and the Public's Views on Issues and Policies Related to Sexual Orientation*, November 2001 (conducted Feb.-Sept. 2000)

Chart 13

Percent of Each Group Who Agree or Disagree that Homosexual Behavior is Morally Wrong

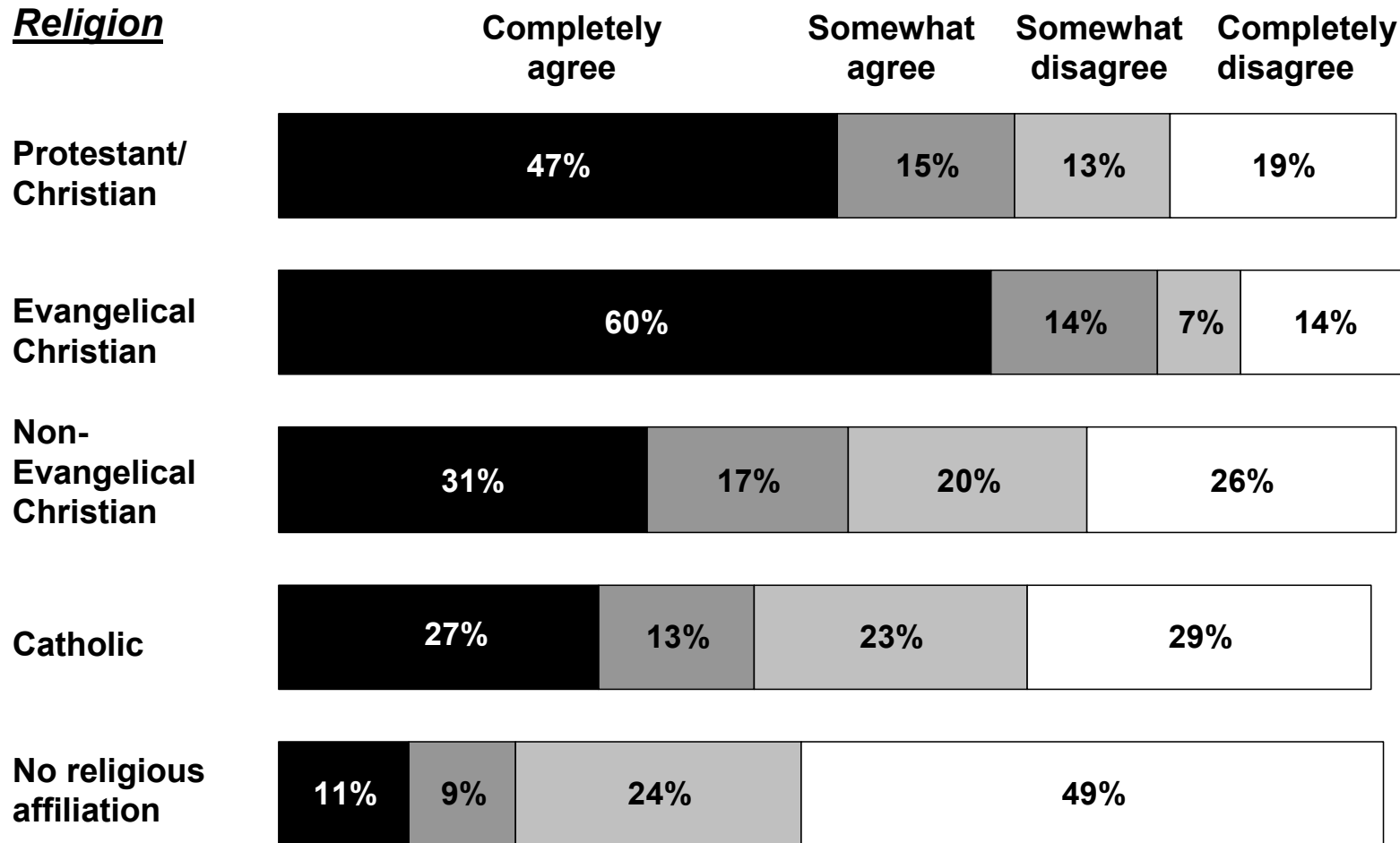


*Note: Mixed, Don't know/Refused not shown

Source: Kaiser Family Foundation *Inside-OUT: A Report on the Experiences of Lesbians, Gays and Bisexuals in America and the Public's Views on Issues and Policies Related to Sexual Orientation*, November 2001 (conducted Feb.-Sept. 2000)

Chart 14

Percent by Religion Who Agree or Disagree that Homosexual Behavior is Morally Wrong

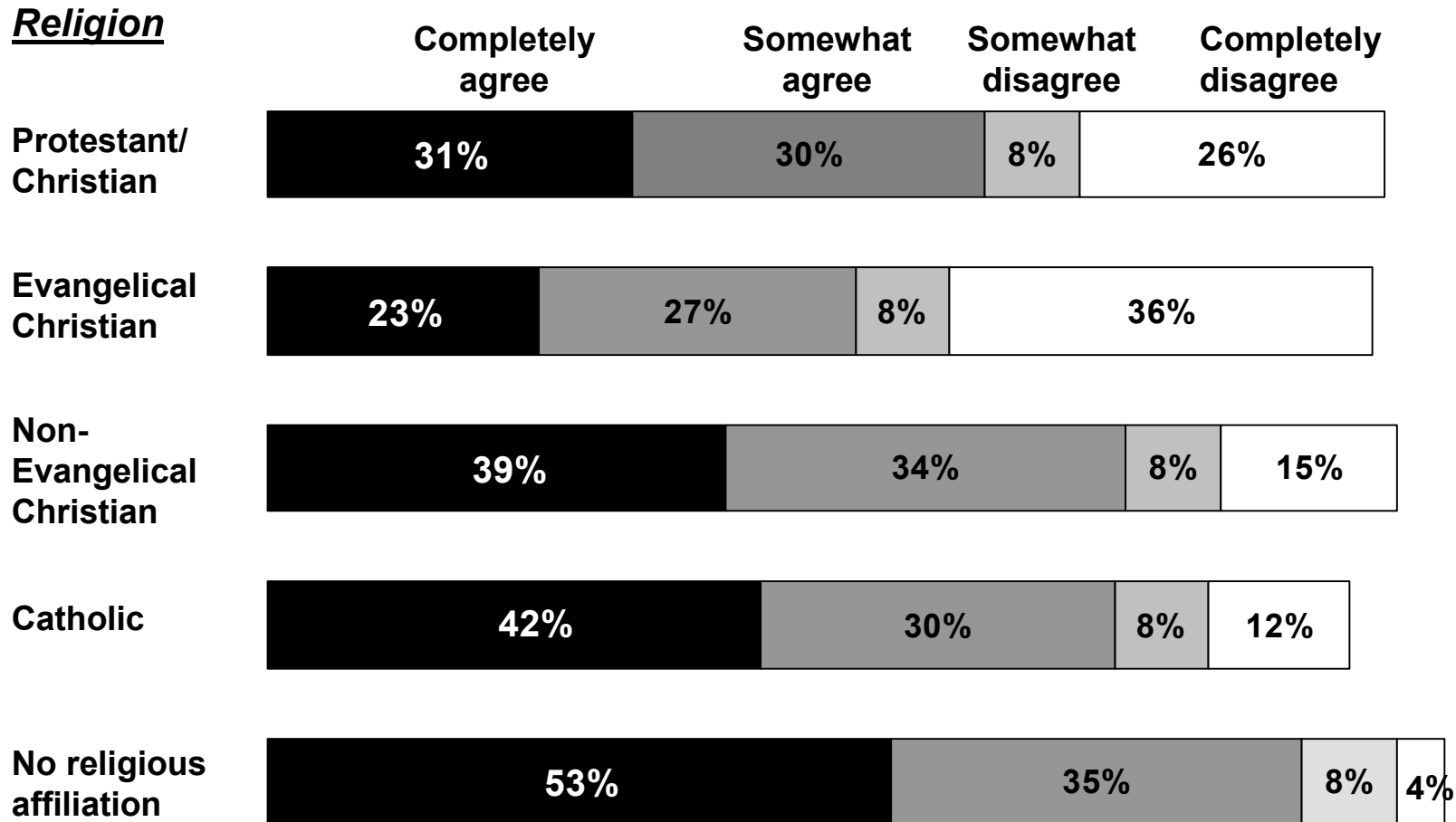


*Note: Mixed, Don't know/Refused not shown

Source: Kaiser Family Foundation *Inside-OUT: A Report on the Experiences of Lesbians, Gays and Bisexuals in America and the Public's Views on Issues and Policies Related to Sexual Orientation*, November 2001 (conducted Feb.-Sept. 2000)

Chart 15

Percent by Religion Who Agree or Disagree Homosexuality is a Normal Part of Some People's Sexuality



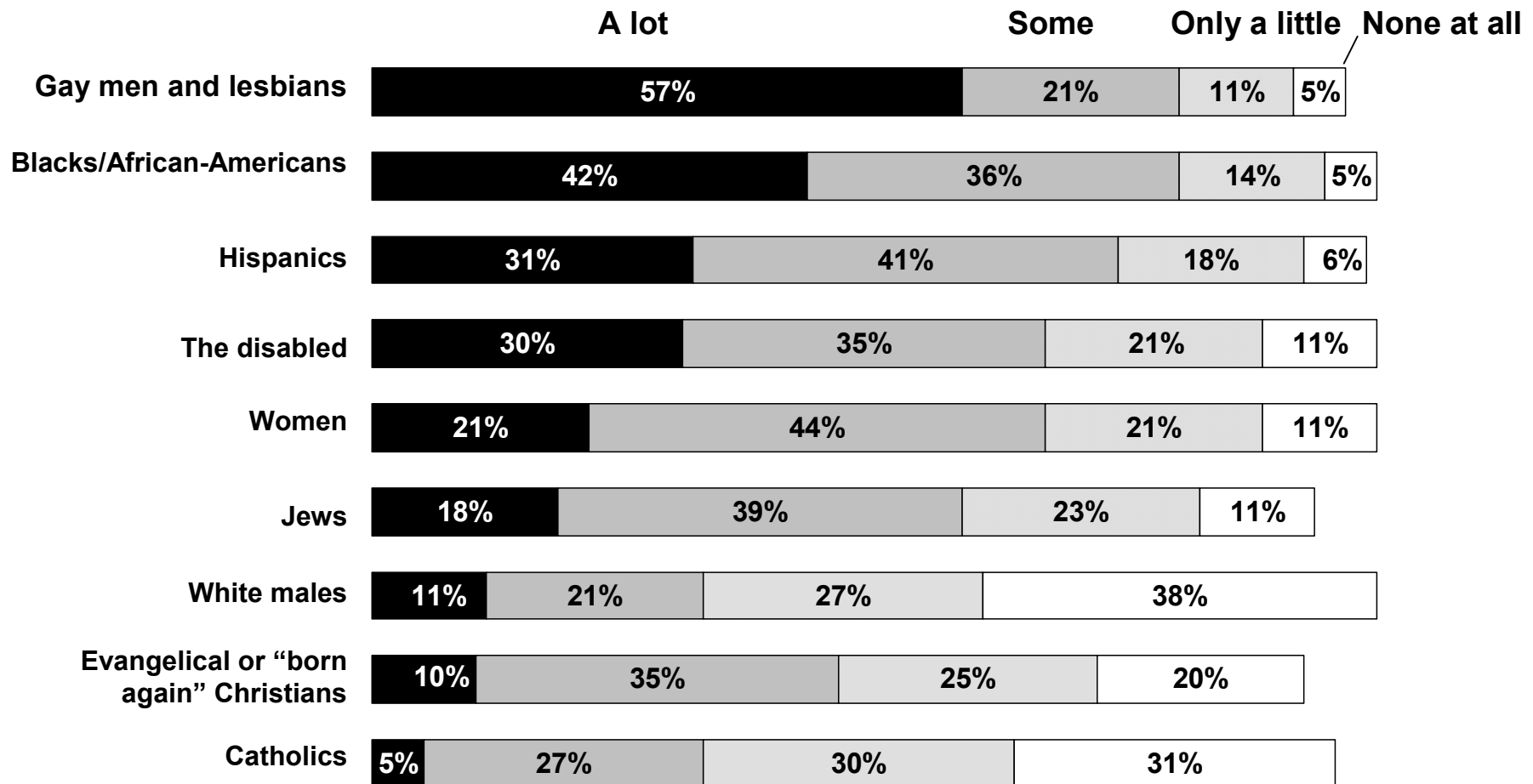
*Note: Mixed, Don't know/Refused not shown

Source: Kaiser Family Foundation *Inside-OUT: A Report on the Experiences of Lesbians, Gays and Bisexuals in America and the Public's Views on Issues and Policies Related to Sexual Orientation*, November 2001 (conducted Feb.-Sept. 2000)

Chart 16

Beliefs About Each Groups' Experiences with Prejudice and Discrimination

Percent of general public that believes each group experiences prejudice and discrimination...



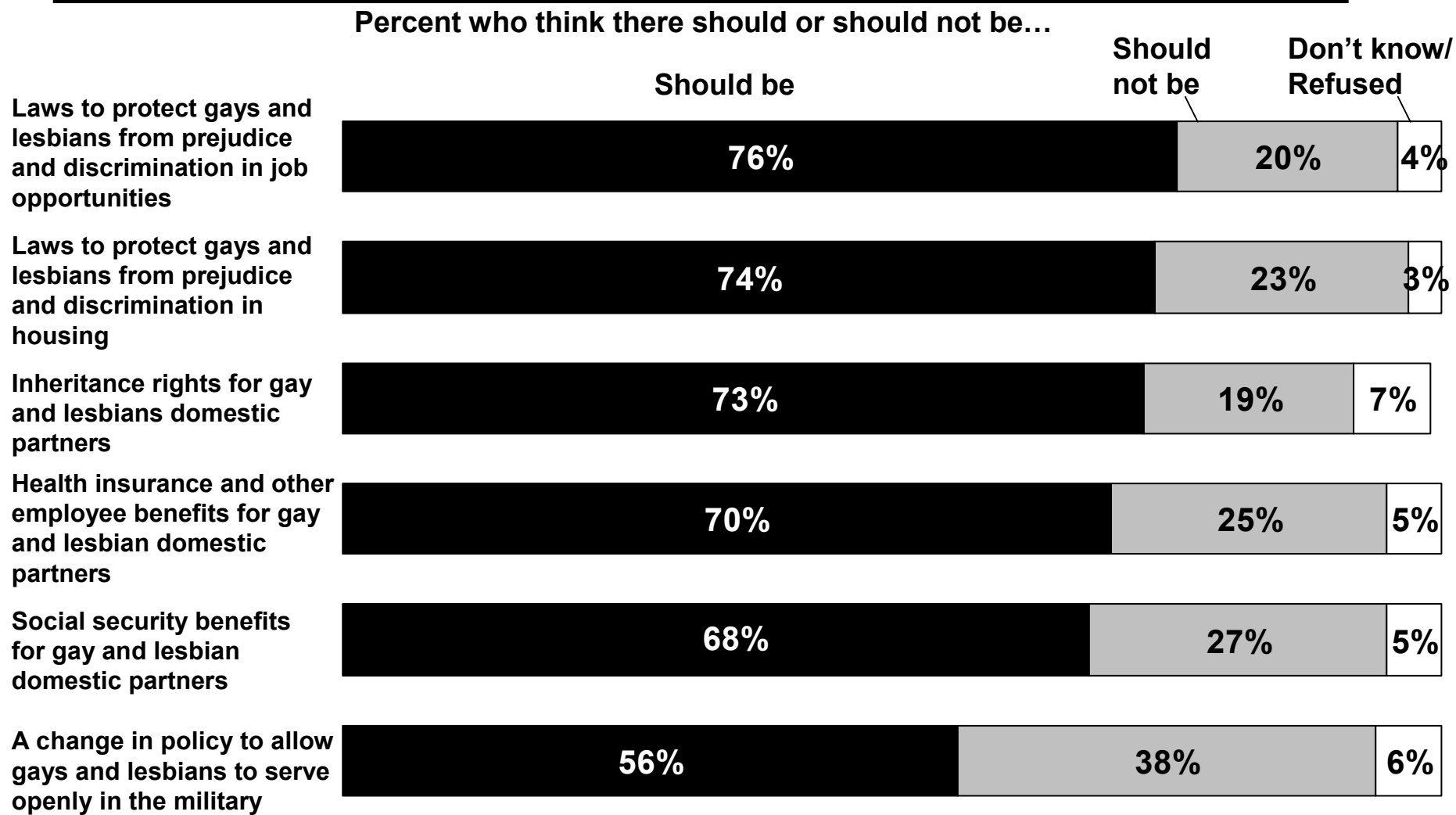
*Note: Don't know not shown

Source: Kaiser Family Foundation *Inside-OUT: A Report on the Experiences of Lesbians, Gays and Bisexuals in America and the Public's Views on Issues and Policies Related to Sexual Orientation*, November 2001 (conducted Feb.-Sept. 2000)

Part III:
**The General Public's Views of Key
Policy Issues Related to Sexual
Orientation**

Chart 17

General Public's Attitudes Toward Laws to Protect Gays and Lesbians

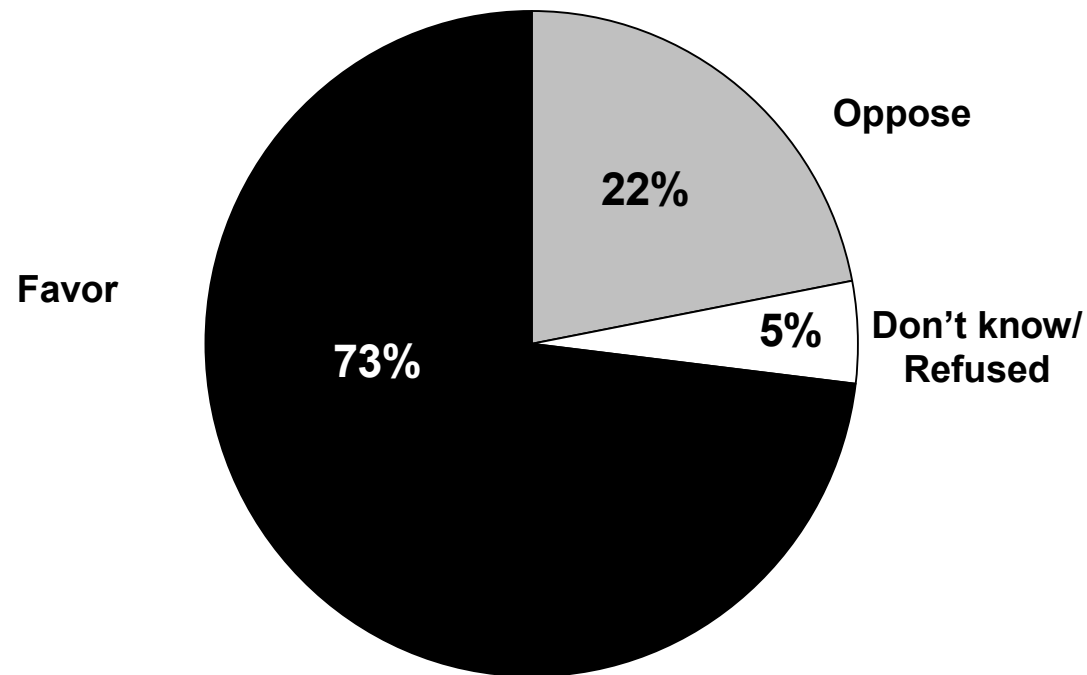


Source: Kaiser Family Foundation *Inside-OUT: A Report on the Experiences of Lesbians, Gays and Bisexuals in America and the Public's Views on Issues and Policies Related to Sexual Orientation*, November 2001 (conducted Feb.-Sept. 2000)

Chart 18

General Public's Attitudes on "Hate Crime" Legislation

As you may know, there is a federal law that mandates increased penalties for people who commit crimes against blacks and other minorities out of prejudice against them. Would you favor or oppose a similar federal law that would mandate increased penalties for people who commit "hate crimes" toward gays and lesbians?

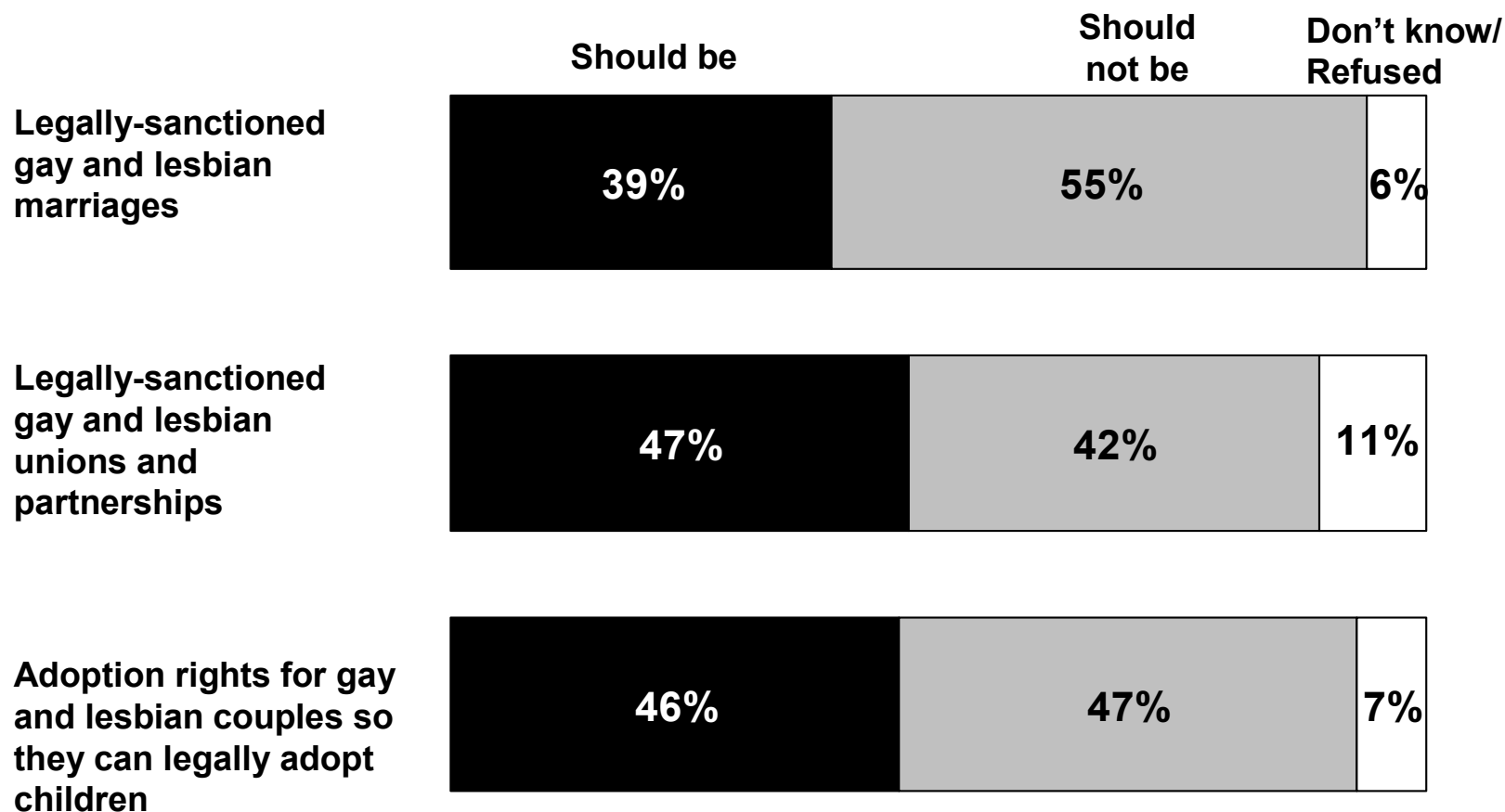


Source: Kaiser Family Foundation *Inside-OUT: A Report on the Experiences of Lesbians, Gays and Bisexuals in America and the Public's Views on Issues and Policies Related to Sexual Orientation*, November 2001 (conducted Feb.-Sept. 2000)

Chart 19

General Public's Attitudes Toward Family Policy Issues

Percent who think there should or should not be ...

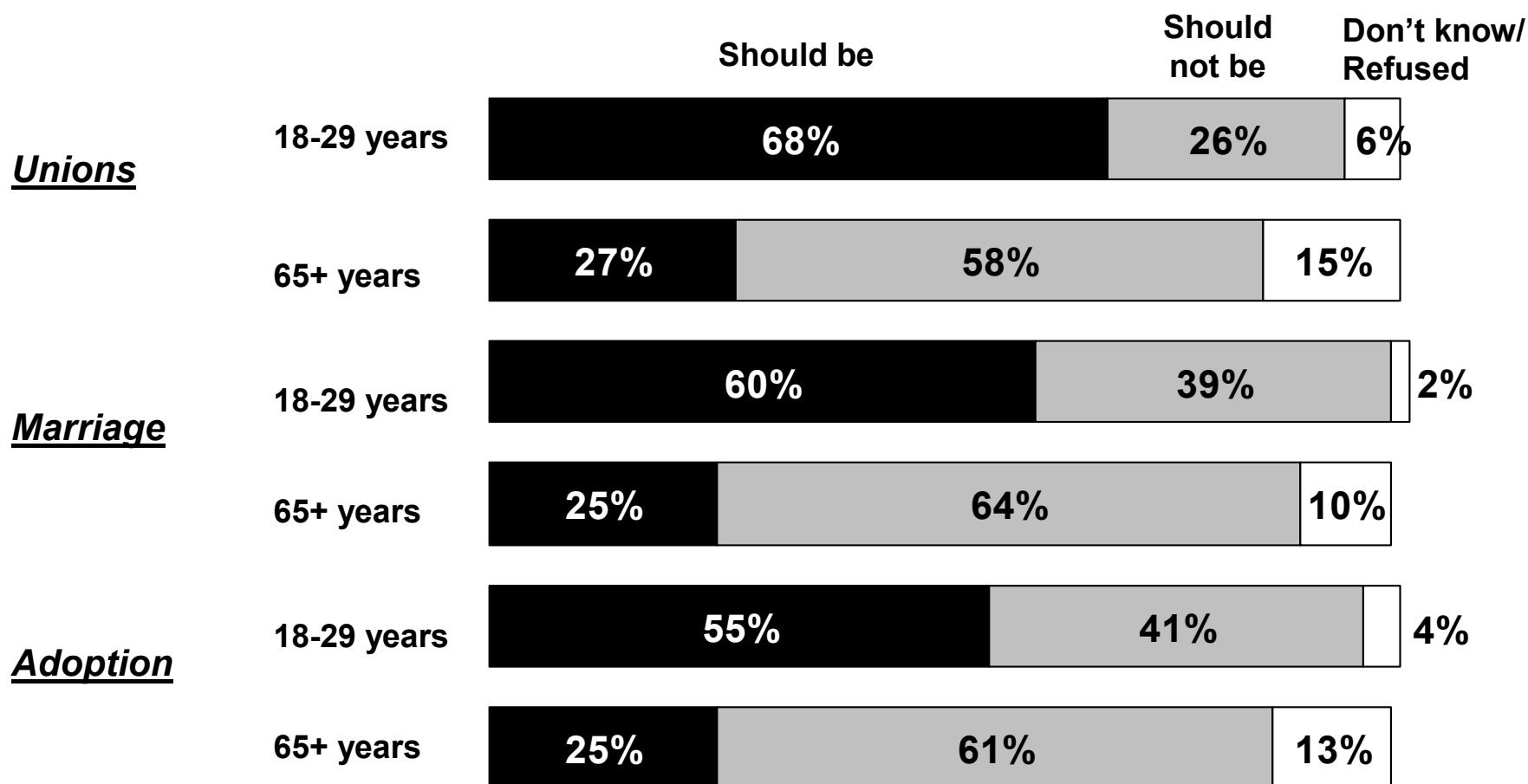


Source: Kaiser Family Foundation *Inside-OUT: A Report on the Experiences of Lesbians, Gays and Bisexuals in America and the Public's Views on Issues and Policies Related to Sexual Orientation*, November 2001 (conducted Feb.-Sept. 2000)


Chart 20

Younger Adults and Seniors Disagree on Their Opinions on Gay and Lesbian Unions, Marriages and Adoptions

Percent of each group who say there should or should not be ...



Source: Kaiser Family Foundation *Inside-OUT: A Report on the Experiences of Lesbians, Gays and Bisexuals in America and the Public's Views on Issues and Policies Related to Sexual Orientation*, November 2001 (conducted Feb.-Sept. 2000)



The Henry J. Kaiser Family Foundation
2400 Sand Hill Road
Menlo Park, CA 94025
Phone: 650-854-9400 Fax: 650-854-4800

Washington Office:
1450 G Street NW, Suite 250
Washington, DC 20005
Phone: 202-347-5270 Fax: 202-347-5274

www.kff.org

Additional free copies of this publication (#3195) are available on the Foundation's web site at www.kff.org.