



Chartpack

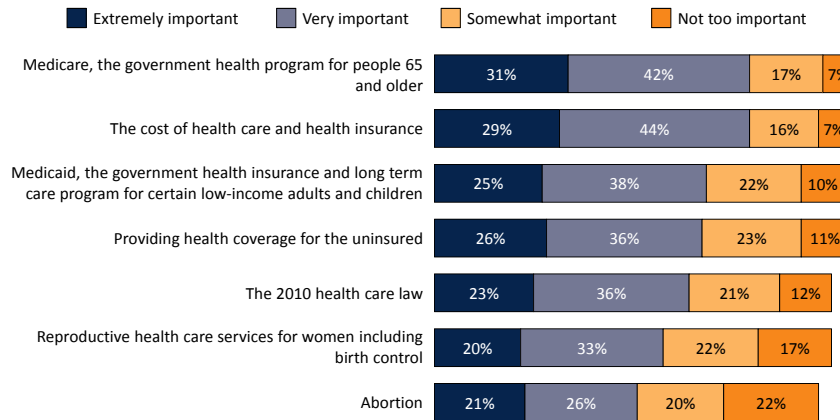
Kaiser Health Tracking Poll: August 2012

August 2012

SLIDE 1

Medicare, Cost Most Important Health Issues; Others Not Far Behind

I'm going to read you a list of specific health care issues the presidential candidates may be talking about this year. Would you say this issue will be extremely important to your vote for president, very important, somewhat important, or not too important to your vote?



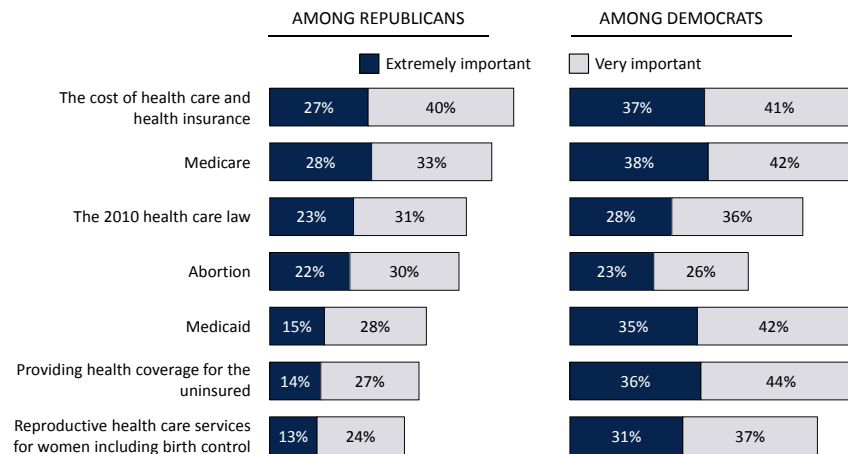
Note: Not at all important (vol.) and Don't know/Refused answers not shown.
Source: Kaiser Family Foundation Health Tracking Poll (conducted August 7-12, 2012)



SLIDE 2

Cost And Medicare Important For Both Parties; Democrats Also Put High Priority On Medicaid And Uninsured

Percent who say that each of the following health care issues will be extremely or very important to their vote for president:



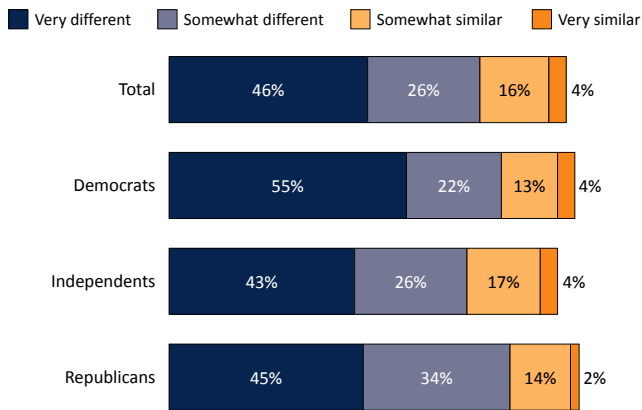
Source: Kaiser Family Foundation Health Tracking Poll (conducted August 7-12, 2012)



SLIDE 3

Majority See Differences Between Obama And Romney On Health Policy

Do you think Mitt Romney and Barack Obama have views on health care policy that are very similar, somewhat similar, somewhat different, or very different?



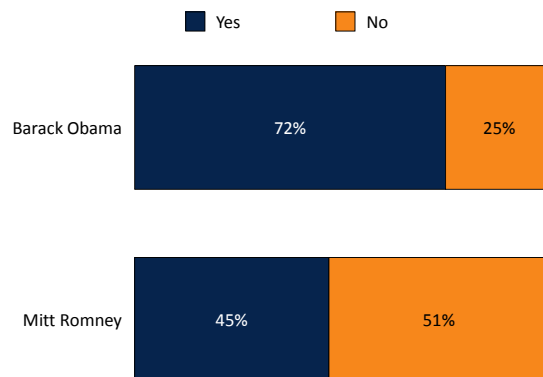
Note: Don't know/Refused answers not shown.
Source: Kaiser Family Foundation Health Tracking Poll (conducted August 7-12, 2012)



SLIDE 4

Majority Understand Obama's Direction On Health Care; Less Than Half Say Same About Romney

Would you say you have a basic understanding of what each of the following candidates are proposing to do on health care if he wins the 2012 presidential election, or not?



Note: Don't know/Refused answers not shown.
Source: Kaiser Family Foundation Health Tracking Poll (conducted August 7-12, 2012)



Trust In Obama And Romney On ACA Varies By Party But Not Age

Percent who say they trust each of the following candidates for president “a lot” or “somewhat” to make the right decisions about the future of the 2010 health care law:

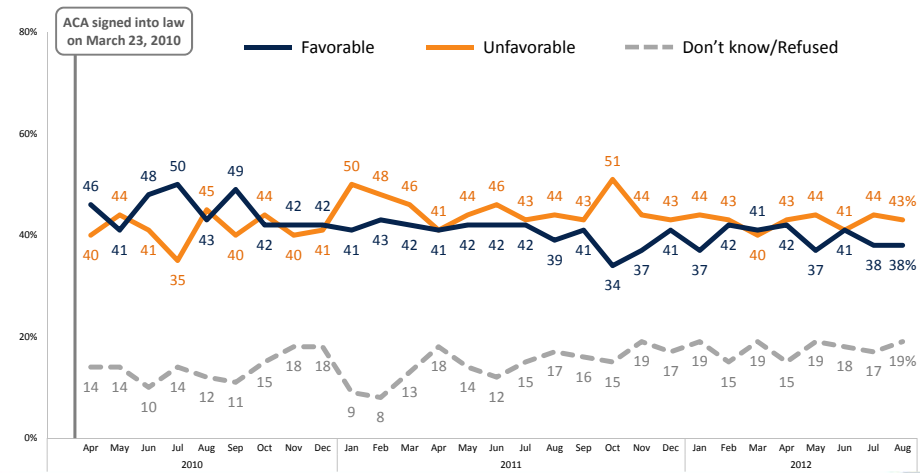
	Total	By Party ID			By Age		
		Dem	Ind	Rep	18-49	50-64	65+
Barack Obama	53%	86%	51%	17%	55%	54%	49%
Mitt Romney	40	16	40	80	40	41	41

Source: Kaiser Family Foundation Health Tracking Poll (conducted August 7-12, 2012)



Public Still Divided On ACA

As you may know, a health reform bill was signed into law in 2010. Given what you know about the health reform law, do you have a generally favorable or generally unfavorable opinion of it?



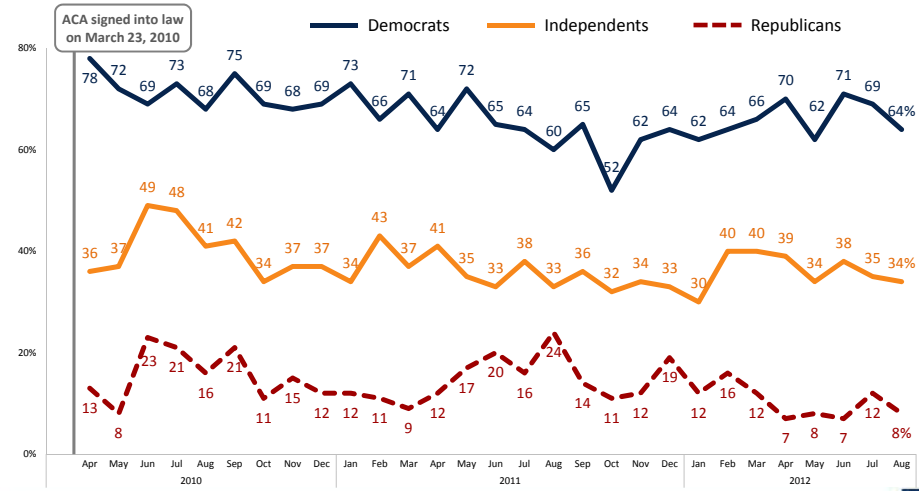
Source: Kaiser Family Foundation Health Tracking Polls



SLIDE 7

Chronic Partisan Divide Over ACA

Percent who say they have a favorable opinion of the health reform law:



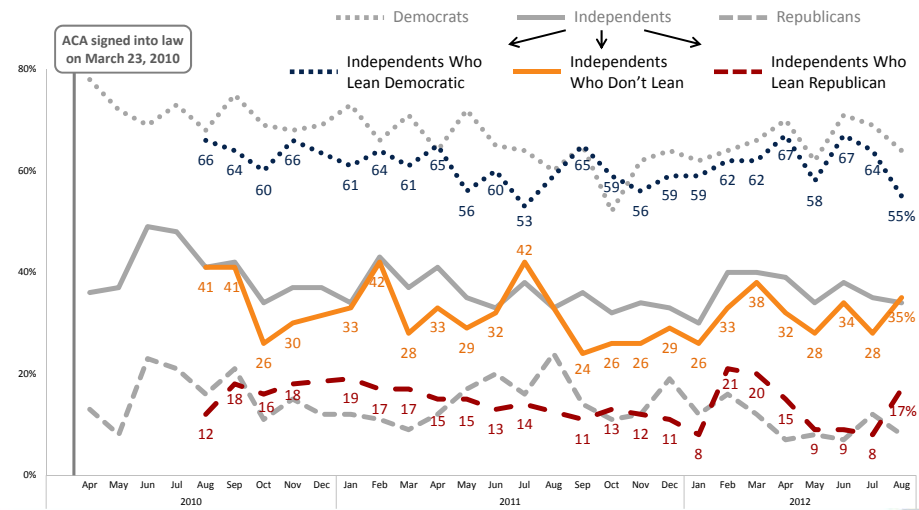
Source: Kaiser Family Foundation Health Tracking Polls



SLIDE 8

On ACA, Independents Who Lean Still Look Like Partisans

Percent who say they have a favorable opinion of the health reform law:



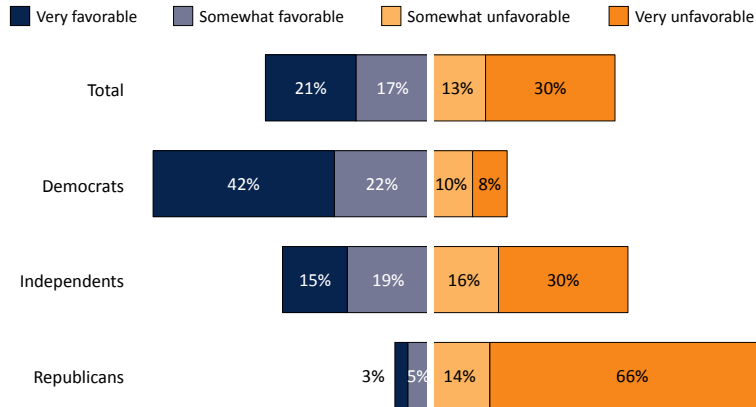
Source: Kaiser Family Foundation Health Tracking Polls



SLIDE 9

Large Share Of Republicans Intense In Their Opposition To ACA

As you may know, a health reform bill was signed into law in 2010. Given what you know about the health reform law, do you have a generally favorable or generally unfavorable opinion of it?

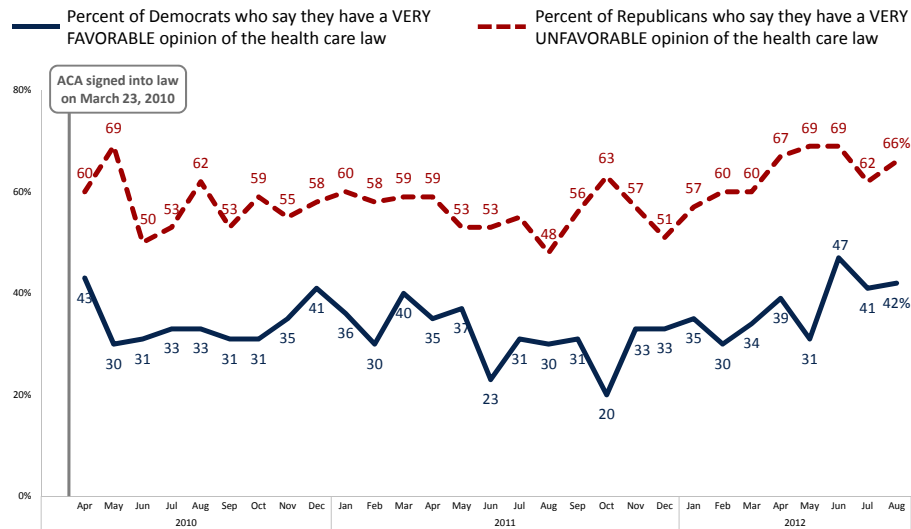


Note: Don't know/Refused answers not shown.
Source: Kaiser Family Foundation Health Tracking Poll (conducted August 7-12, 2012)



SLIDE 10

Republicans' Intense Opposition Outpaces Democrats' Enthusiastic Support

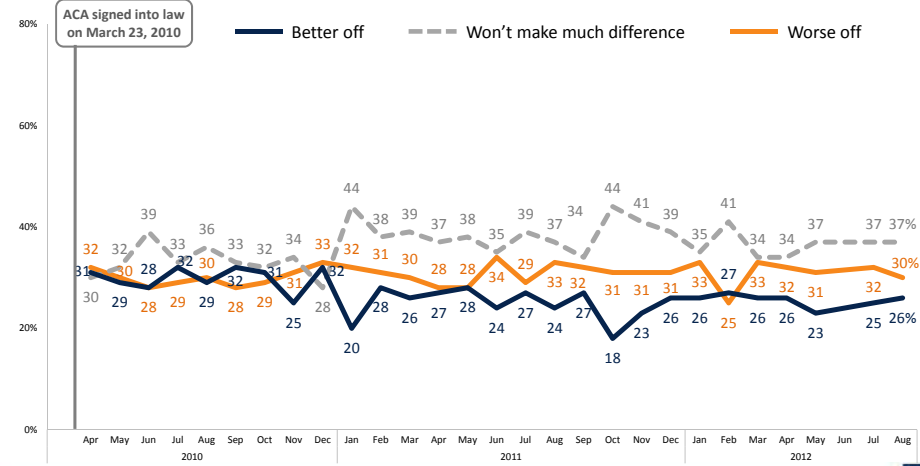


Source: Kaiser Family Foundation Health Tracking Polls



Plurality Anticipate No Personal Impact

Do you think you and your family will be better off or worse off under the health reform law, or don't you think it will make much difference?

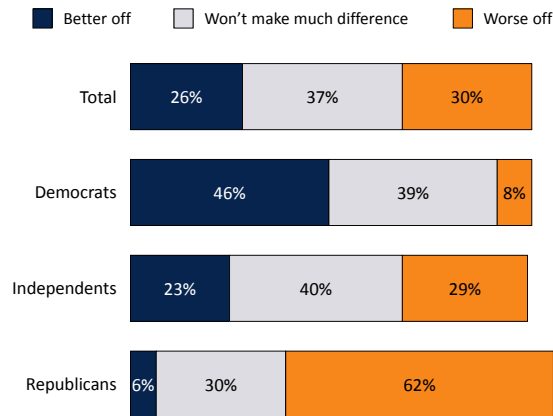


Note: Don't know/Refused answers not shown.
Source: Kaiser Family Foundation Health Tracking Polls



Will ACA Impact Your Own Family? By Party ID

Do you think you and your family will be better off or worse off under the health reform law, or don't you think it will make much difference?

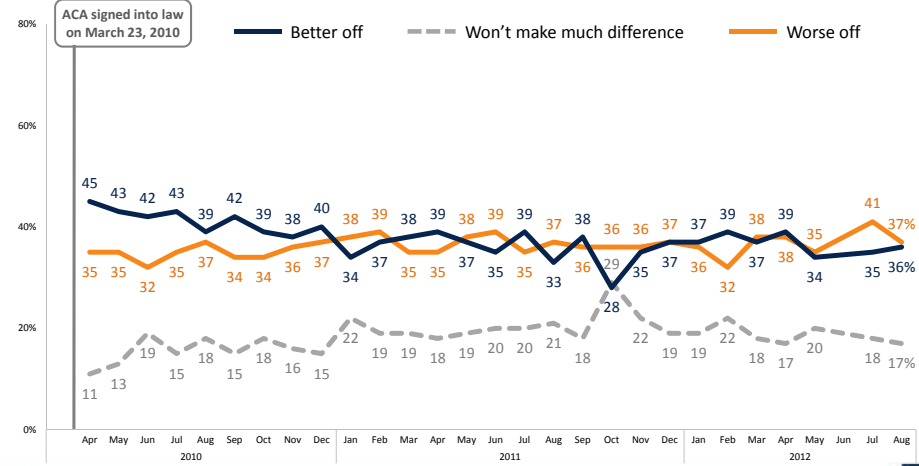


Note: Don't know/Refused answers not shown.
Source: Kaiser Family Foundation Health Tracking Poll (conducted August 7-12, 2012)



Will Country Benefit From ACA? Another Lasting Division Of Opinion

Do you think the country as a whole will be better off or worse off under the health reform law, or don't you think it will make much difference?

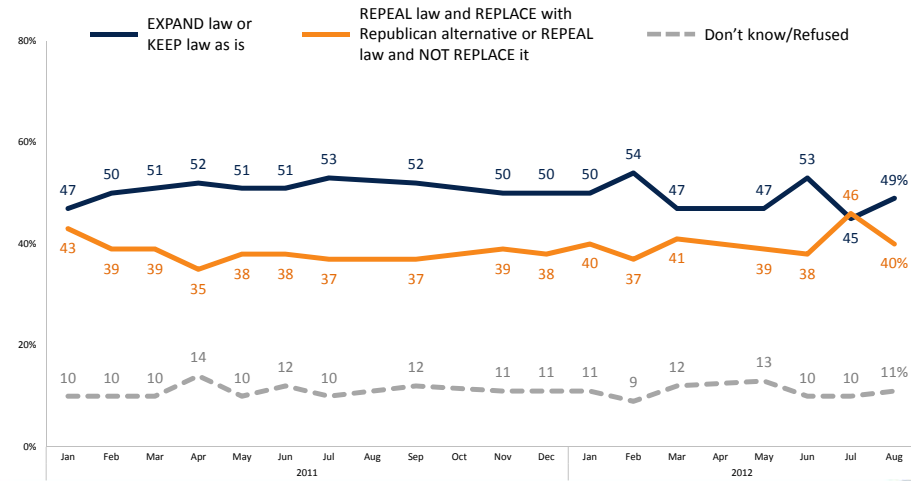


Note: Don't know/Refused answers not shown.
Source: Kaiser Family Foundation Health Tracking Polls



Half Want To Expand ACA Or Keep As Is

What would you like to see Congress do when it comes to the health care law?

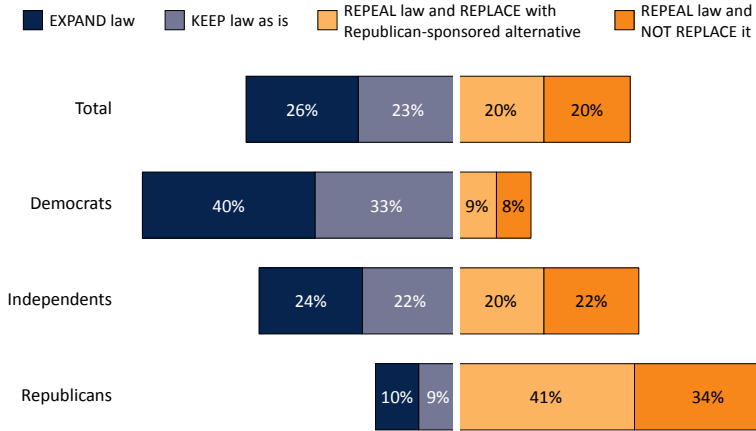


Source: Kaiser Family Foundation Health Tracking Polls



Partisans Disagree On Next Steps For Health Reform Law

What would you like to see Congress do when it comes to the health care law?

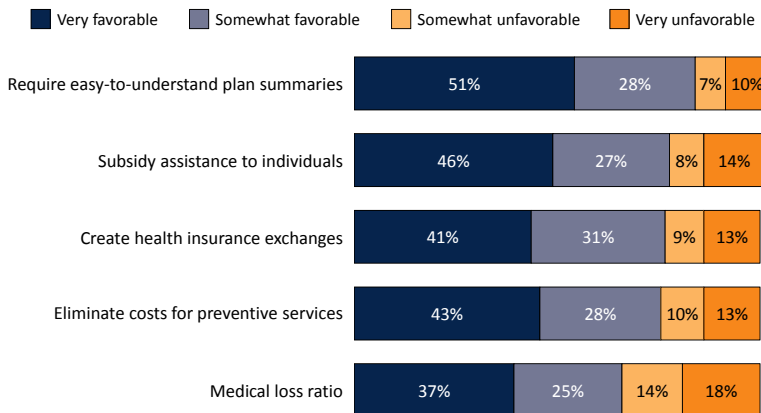


Note: Don't know/Refused answers not shown.
Source: Kaiser Family Foundation Health Tracking Poll (conducted August 7-12, 2012)



Favorability Of Individual Elements

As I read each element of the health reform law, please tell me whether you feel very favorable, somewhat favorable, or very unfavorable about it.



Note: Items asked of half sample. Response wording abbreviated. See Topline: <http://www.kff.org/kaiserpolls/8342.cfm> for complete wording. Don't know/Refused answers not shown.
Source: Kaiser Family Foundation Health Tracking Poll (conducted August 7-12, 2012)



Support For ACA Provisions: By Party ID

Percent who say they feel favorable about each of the following elements of the health reform law:

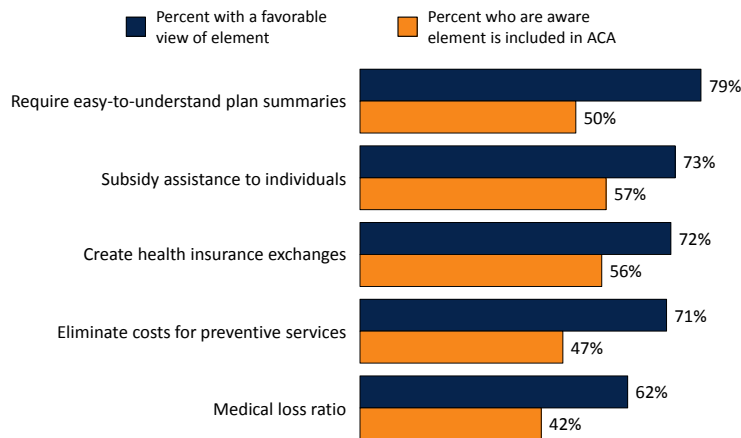
	Total	Dem.	Ind.	Rep.
Require easy-to-understand plan summaries	79%	91%	77%	68%
Subsidy assistance to individuals	73	94	71	51
Create health insurance exchanges	72	89	72	52
Eliminate costs for preventive services	71	86	70	53
Medical loss ratio	62	75	65	45

Note: Items asked of half sample. Response wording abbreviated. See Topline: <http://www.kff.org/kaiserpolls/8342.cfm> for complete wording.
Source: Kaiser Family Foundation Health Tracking Poll (conducted August 7-12, 2012)



Greater Share Like Preventive Services, MLR Than Are Aware Of Them

Percent who say they have a favorable opinion of each of the following and percent who say they are aware each is included in the health reform law:



Note: Items asked of separate half samples. Response wording abbreviated. See Topline: <http://www.kff.org/kaiserpolls/8342.cfm> for complete wording.
Source: Percent favorable, Kaiser Family Foundation Health Tracking Poll (conducted August 7-12, 2012)



Small Increase In Awareness Of MLR, Preventive Services Benefit

Would you say the health reform law does or does not do each of the following?

■ YES, law does this
 ■ NO, law does not do this
 ■ Don't know/Refused

ELIMINATING COSTS FOR PREVENTIVE SERVICES



MEDICAL LOSS RATIO



Note: Items asked of half sample. Response wording abbreviated. See Topline: <http://www.kff.org/kaiserpolls/8342.cfm> for complete wording. Source: Kaiser Family Foundation Health Tracking Poll (conducted August 7-12, 2012)

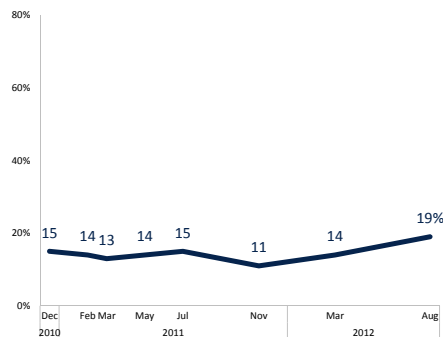


Better Access To Care Continues To Be Most Commonly Cited Benefit Of Law

Percent who say their family has personally benefited from the health reform law:



Among the 19% who say they have benefited from the health reform law: In what ways would you say you have benefited from the health reform law?



Benefit	Percent who mentioned
Access to health care	43%
Extension of dependent coverage	22
Lower health care costs	11
Insurance reforms	4
Help dealing with pre-existing conditions	4
My insurance is good/no changes	4
Health reform will help in general	3

Note: Only responses of 3% or more shown for follow-up question. Other and Don't know/Refused answers not shown. Source: Kaiser Family Foundation Health Tracking Poll (conducted August 7-12, 2012)

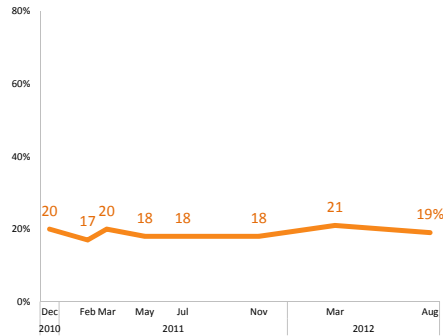


Higher Costs Most Commonly Cited Downside Of Law

Percent who say their family has been negatively affected by the health reform law:



Among the 19% who say they have been negatively affected by the health reform law: In what ways would you say you have been negatively affected by the health reform law?



Negative Effect	Percent who mentioned
Cost	53%
Cuts to benefits/fewer options	18
Bad for businesses/jobs	8
Bad for providers/providers have quit	5
Declining quality of care	4
Opposed to individual mandate	4
Unable to get or dropped by insurance	4
Harm to Medicare/seniors	3
Haven't seen any changes yet	3

Note: Only responses of 3% or more shown for follow-up question. Other and Don't know/Refused answers not shown.
Source: Kaiser Family Foundation Health Tracking Poll (conducted August 7-12, 2012)



Methodology

This *Kaiser Health Tracking Poll* was designed and analyzed by public opinion researchers at the Kaiser Family Foundation led by Mollyann Brodie, Ph.D., including Claudia Deane, Sarah Cho, and Theresa Boston. The survey was conducted August 7-12, 2012, among a nationally representative random digit dial telephone sample of 1,208 adults ages 18 and older, living in the United States, including Alaska and Hawaii (note: persons without a telephone could not be included in the random selection process). Computer-assisted telephone interviews conducted by landline (702) and cell phone (506, including 285 who had no landline telephone) were carried out in English and Spanish by Braun Research, Inc. under the direction of Princeton Survey Research Associates International (PSRAI). The combined landline and cell phone sample was weighted to balance the sample demographics to match Census estimates for the national population on sex, age, education, race, Hispanic origin, nativity (for Hispanics only), region, and telephone usage.

All statistical tests of significance account for the effect of weighting. The margin of sampling error including the design effect is plus or minus 3 percentage points. For results based on other subgroups, the margin of sampling error may be higher. Note that sampling error is only one of many potential sources of error in this or any other public opinion poll.

The full question wording and methodology of the polls can be viewed online at:
<http://www.kff.org/kaiserpolls/8342.cfm>.





The Henry J. Kaiser Family Foundation

Headquarters
2400 Sand Hill Road
Menlo Park, CA 94025
Phone: (650) 854-9400 Fax: (650) 854-4800

Washington Offices and
Barbara Jordan Conference Center
1330 G Street, NW
Washington, DC 20005
Phone: (202) 347-5270 Fax: (202) 347-5274

www.kff.org

This publication (#8342-C) is available on the
Kaiser Family Foundation website at www.kff.org.

*The Kaiser Family Foundation, a leader in health policy analysis, health journalism and communication, is dedicated to filling the need for trusted, independent information on the major health issues facing our nation and its people.
The Foundation is a non-profit private operating foundation, based in Menlo Park, California.*