

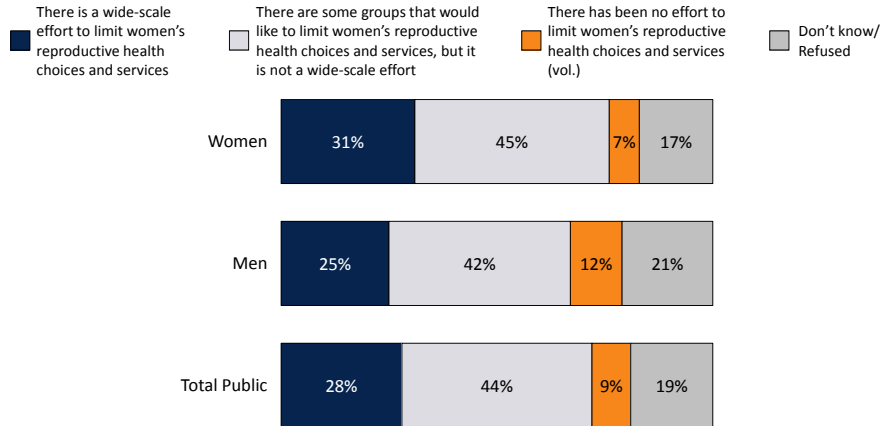
Chartpack

Kaiser Health Tracking Poll: May 2012

SLIDE 1

Roughly Three In Ten Believe There Is A Wide-Scale Effort To Limit Women's Reproductive Health Choices And Services

Which comes closer to your view? In the U.S. today...



Source: Kaiser Family Foundation Health Tracking Poll (conducted May 8-14, 2012)

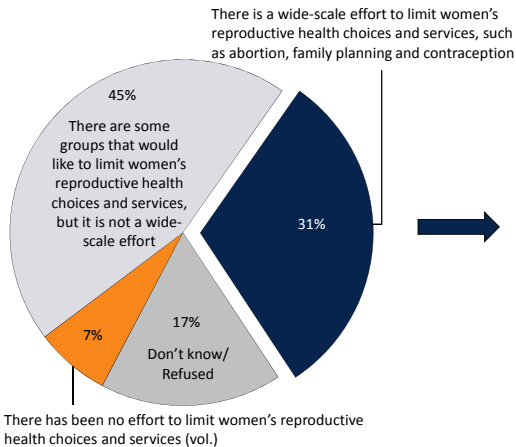


SLIDE 2

Three In Ten Women Believe There Is A Wide-Scale Effort To Limit Women's Reproductive Health Choices And Services

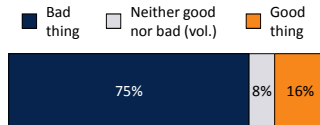
AMONG ALL WOMEN

Which comes closer to your view? In the U.S. today...

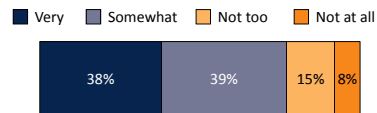


Among the 31% who say there is a wide-scale effort:

Do you think that is a good thing or bad thing?



How concerned are you, personally, about the issue of women's reproductive health choices and services?



Source: Kaiser Family Foundation Health Tracking Poll (conducted May 8-14, 2012)



SLIDE 3

Perceptions Of Efforts To Limit Women's Reproductive Health Choices And Services Among Women By Party ID And Ideology

Which comes closer to your view? In the U.S. today...

	AMONG WOMEN						
	All women	PARTY ID			IDEOLOGY		
		Dem	Ind	Rep	Lib	Mod	Cons
There is a wide-scale effort to limit women's reproductive health choices and services, such as abortion, family planning and contraception	31%	36%	31%	24%	49%	30%	18%
Good thing	5	5	6	5	4	6	6
Bad thing	23	27	24	16	42	22	8
Neither good nor bad (vol.)	2	4	2	1	3	2	3
There are some groups that would like to limit women's reproductive health choices and services, but it is not a wide-scale effort	45	45	49	46	37	49	52
There has been no effort to limit women's reproductive health choices and services (vol.)	7	5	5	12	3	6	11
Don't know/Refused	17	14	15	18	12	14	19

Source: Kaiser Family Foundation Health Tracking Poll (conducted May 8-14, 2012)



SLIDE 4

Perceptions Of Efforts To Limit Women's Reproductive Health Choices And Services Among Women By Religious Affiliation

Which comes closer to your view? In the U.S. today...

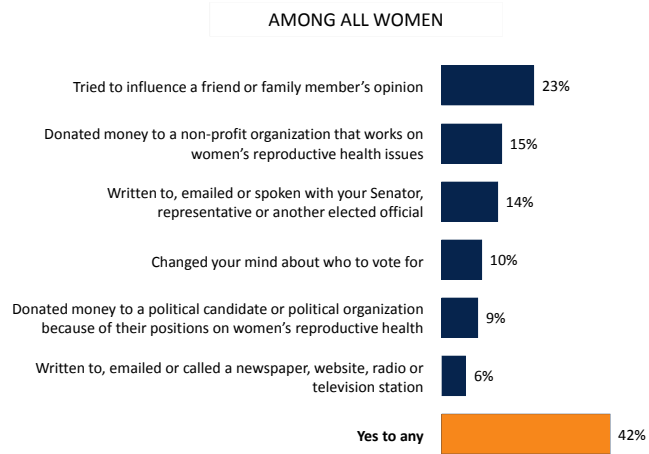
	AMONG WOMEN BY RELIGIOUS AFFILIATION		
	Catholic	Evangelical	Other Christian (non-Evangelical)
There is a wide-scale effort to limit women's reproductive health choices and services, such as abortion, family planning and contraception	36%	20%	30%
Good thing	8	5	3
Bad thing	22	16	23
Neither good nor bad (vol.)	5	0	3
There are some groups that would like to limit women's reproductive health choices and services, but it is not a wide-scale effort	40	52	44
There has been no effort to limit women's reproductive health choices and services (vol.)	7	10	6
Don't know/Refused	18	17	20

Source: Kaiser Family Foundation Health Tracking Poll (conducted May 8-14, 2012)



Four In Ten Women Report Taking Action On Reproductive Health

Percent who say they have done any of the following during the past 6 months, specifically in reaction to something they've seen, heard, or read about women's reproductive health choices and services:



Source: Kaiser Family Foundation Health Tracking Poll (conducted May 8-14, 2012)



Liberal Women Somewhat More Likely Than Moderates Or Conservatives To Report Taking Action On Reproductive Health

Percent who say they have done any of the following during the past 6 months, specifically in reaction to something they've seen, heard, or read about women's reproductive health choices and services:

	AMONG WOMEN			
	All women	IDEOLOGY		
		Liberal	Moderate	Conservative
Tried to influence a friend or family member's opinion	23%	30%	20%	22%
Donated money to a non-profit organization that works on women's reproductive health issues	15	21	15	12
Written to, emailed or spoken with your Senator, representative or another elected official	14	20	15	11
Changed your mind about who to vote for	10	8	9	12
Donated money to a political candidate or political organization because of their positions on women's reproductive health	9	15	8	5
Written to, emailed or called a newspaper, website, radio or television station	6	9	6	4
Yes to any	42	51	39	41

Source: Kaiser Family Foundation Health Tracking Poll (conducted May 8-14, 2012)



SLIDE 7

Women And Men About Equally Likely To Report Taking Action On Reproductive Health

Percent who say they have done any of the following during the past 6 months, specifically in reaction to something they've seen, heard, or read about women's reproductive health choices and services:

	Women	Men	Total public
Tried to influence a friend or family member's opinion	23%	25%	24%
Donated money to a non-profit organization that works on women's reproductive health issues	15	12	14
Written to, emailed or spoken with your Senator, representative or another elected official	14	11	13
Changed your mind about who to vote for	10	10	10
Donated money to a political candidate or political organization because of their positions on women's reproductive health	9	5	7
Written to, emailed or called a newspaper, website, radio or television station	6	5	6
Yes to any	42	42	42

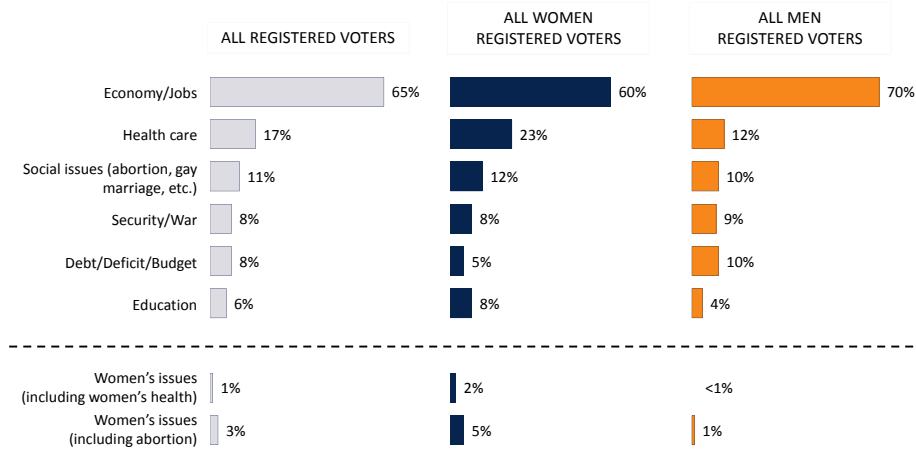
Source: Kaiser Family Foundation Health Tracking Poll (conducted May 8-14, 2012)



SLIDE 8

Economy Dominant Issue For Registered Voters, Including Women

Thinking about the campaign for the presidential election in November, what two issues would you most like to hear the presidential candidates talk about? (open-end)



Note: Only top six responses listed, in addition to women's health. Percentages may add to more than 100% due to multiple responses.
Source: Kaiser Family Foundation Health Tracking Poll (conducted May 8-14, 2012)



SLIDE 9

Female Voters Trust Obama Over Romney On Women's Issues

Which presidential candidate, Barack Obama or Mitt Romney, do you trust to do a better job at each of the following?

	Barack Obama	Mitt Romney	Neither (vol.)	Obama-Romney Difference
Among women who are registered to vote				
Looking out for the best interests of women	59%	25%	11%	+34
Making decisions about women's reproductive health choices and services	54	22	15	+32
Among men who are registered to vote				
Looking out for the best interests of women	51%	34%	8%	+17
Making decisions about women's reproductive health choices and services	49	32	14	+17
Among all registered voters				
Looking out for the best interests of women	55%	30%	10%	+25
Making decisions about women's reproductive health choices and services	51	27	14	+24

"Both" (vol.) and Don't know/Refused responses not shown.
Source: Kaiser Family Foundation *Health Tracking Poll* (conducted May 8-14, 2012)



SLIDE 10

Female Voters Trust Congressional Democrats Over Republicans On Women's Issues

Overall, do you trust the Democrats in Congress or the Republicans in Congress to do a better job at each of the following?

	Democrats	Republicans	Neither (vol.)	Dem-Rep Difference
Among women who are registered to vote				
Looking out for the best interests of women	56%	21%	14%	+35
Making decisions about women's reproductive health choices and services	54	20	17	+34
Among men who are registered to vote				
Looking out for the best interests of women	41%	29%	16%	+12
Making decisions about women's reproductive health choices and services	43	31	18	+12
Among all registered voters				
Looking out for the best interests of women	49%	25%	15%	+24
Making decisions about women's reproductive health choices and services	49	25	18	+24

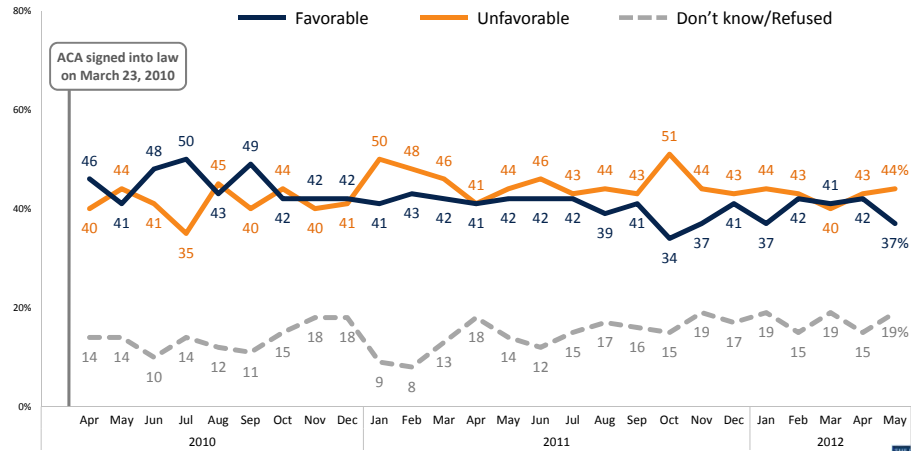
"Both" (vol.) and Don't know/Refused responses not shown.
Source: Kaiser Family Foundation *Health Tracking Poll* (conducted May 8-14, 2012)



SLIDE 11

Public Tilts Unfavorable On ACA In May

As you may know, a health reform bill was signed into law in 2010. Given what you know about the health reform law, do you have a generally favorable or generally unfavorable opinion of it?



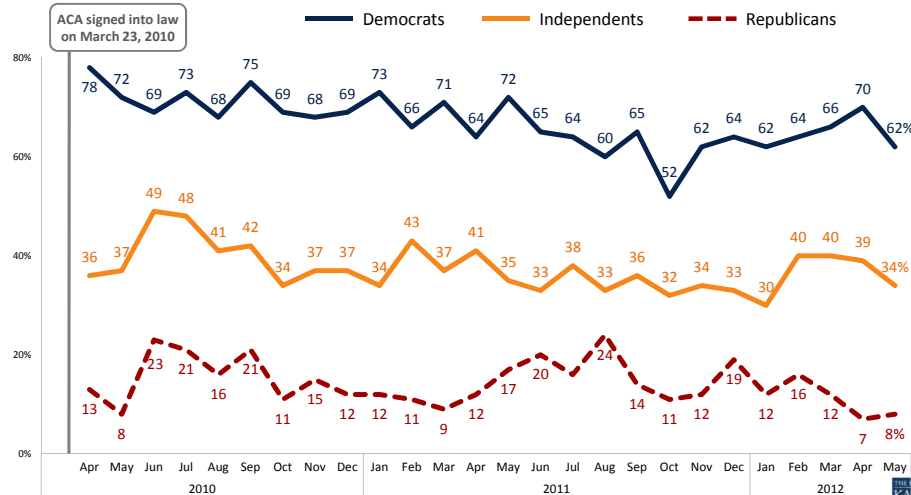
Source: Kaiser Family Foundation Health Tracking Polls



SLIDE 12

Partisan Divisions On ACA Continue

Percent who say they have a favorable opinion of the health reform law:

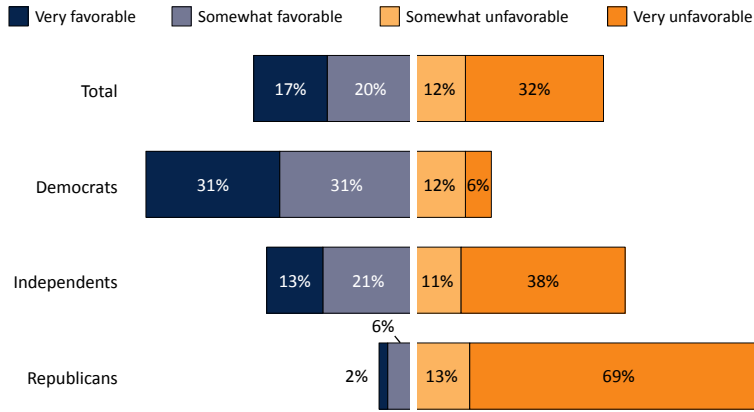


Source: Kaiser Family Foundation Health Tracking Polls



Republican Opposition Markedly More Intense Than Democratic Support

As you may know, a health reform bill was signed into law in 2010. Given what you know about the health reform law, do you have a generally favorable or generally unfavorable opinion of it?

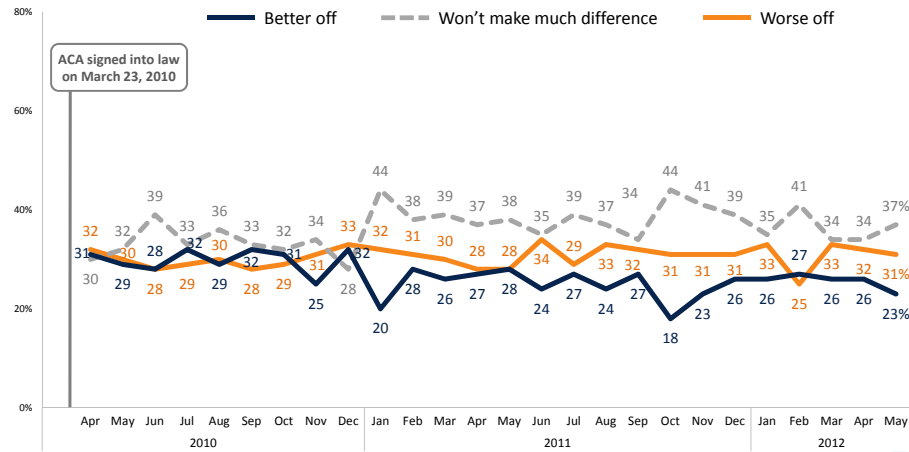


Note: Don't know/Refused answers not shown.
Source: Kaiser Family Foundation Health Tracking Poll (conducted May 8-14, 2012)



Public Still Split On Anticipated Personal Impact

Do you think you and your family will be better off or worse off under the health reform law, or don't you think it will make much difference?

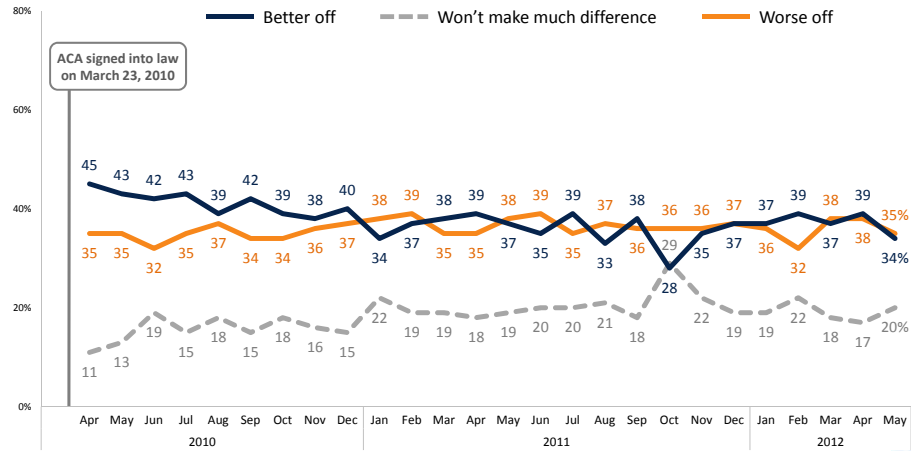


Note: Don't know/Refused answers not shown.
Source: Kaiser Family Foundation Health Tracking Polls



Will Country Benefit From ACA? Another Lasting Division Of Opinion

Do you think the country as a whole will be better off or worse off under the health reform law, or don't you think it will make much difference?

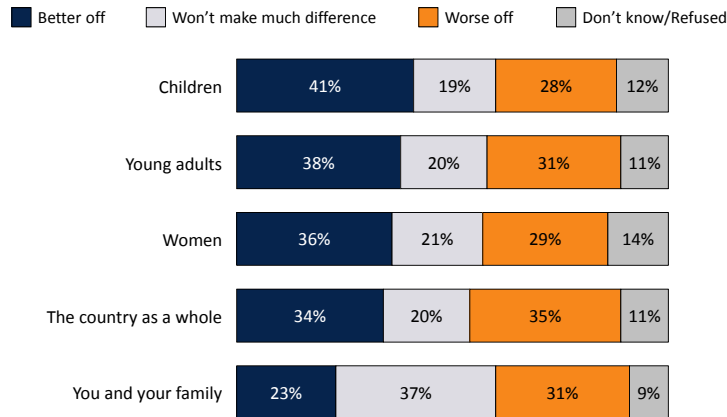


Note: Don't know/Refused answers not shown.
Source: Kaiser Family Foundation Health Tracking Polls



Four In Ten Say Children And Young Adults Will Be Better Off Under ACA

Do you think each of the following will be better off or worse off under the health reform law, or don't you think it will make much difference?



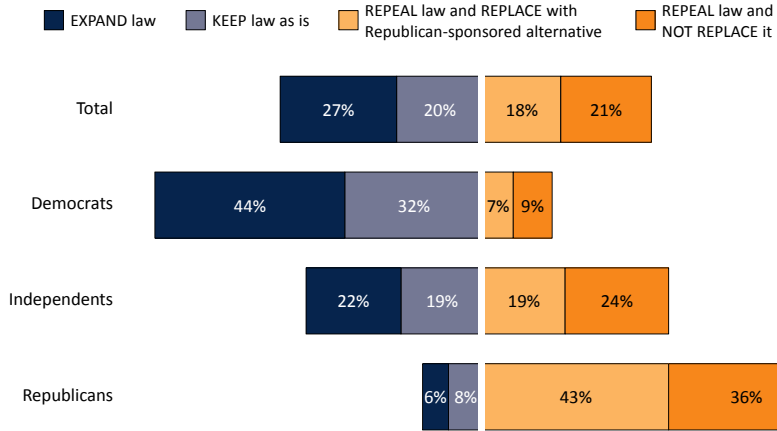
Source: Kaiser Family Foundation Health Tracking Poll (conducted May 8-14, 2012)



SLIDE 17

Partisans Disagree On Next Steps For Health Reform Law

What would you like to see Congress do when it comes to the health care law?



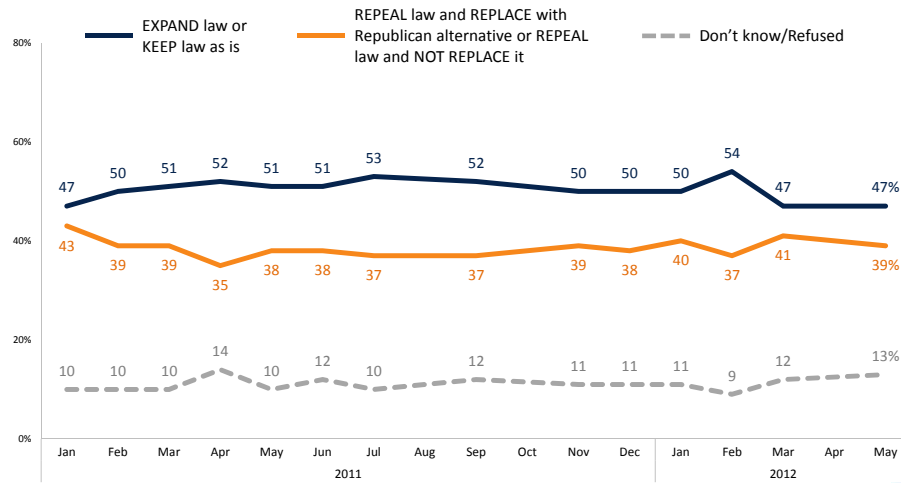
Note: Don't know/Refused answers not shown.
Source: Kaiser Family Foundation Health Tracking Poll (conducted May 8-14, 2012)



SLIDE 18

Public Opinion On Future Of ACA Holds Steady

What would you like to see Congress do when it comes to the health care law?

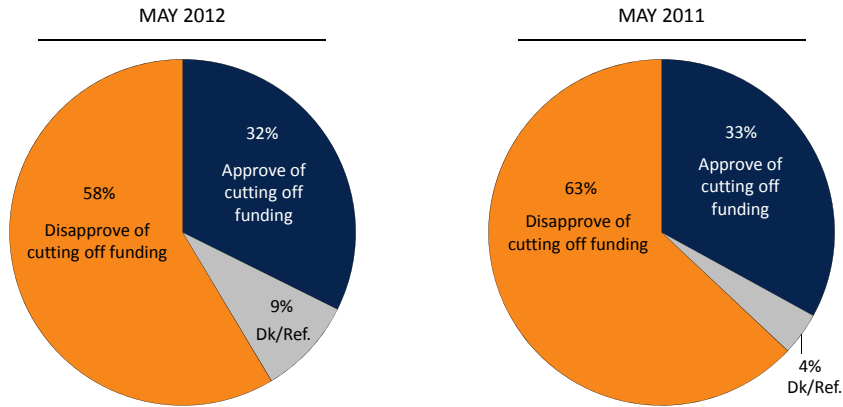


Source: Kaiser Family Foundation Health Tracking Polls



Most Continue To Disapprove Of Cutting Off ACA Funding

Some lawmakers who oppose the health reform law say that if Congress isn't able to repeal the law, they should try to stop it from being put into place by cutting off funding to implement it. Whether or not you like the health reform law, would you say you approve or disapprove of cutting off funding as a way to stop some or all of health reform from being put into place?

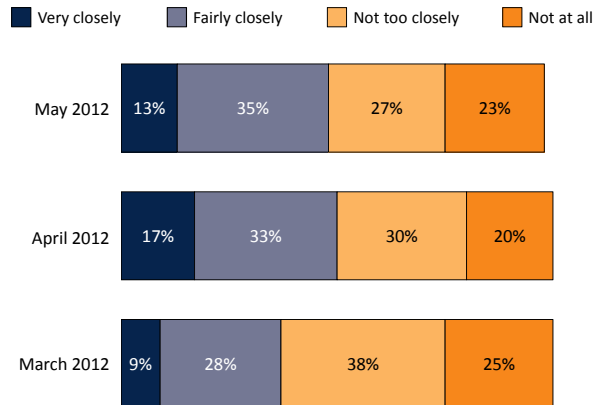


Source: Kaiser Family Foundation Health Tracking Polls



Nearly Half Still Following News Of Supreme Court Case In May

How closely have you been following news about the case before the Supreme Court challenging parts of the health care law?



Note: Don't know/Refused answers not shown.
Source: Kaiser Family Foundation Health Tracking Polls



Methodology

This *Kaiser Health Tracking Poll* was designed and analyzed by public opinion researchers at the Kaiser Family Foundation led by Mollyann Brodie, Ph.D., including Liz Hamel, Sarah Cho, and Theresa Boston. The survey was conducted May 8-14, 2012, among a nationally representative random digit dial telephone sample of 1,218 adults ages 18 and older, living in the United States, including Alaska and Hawaii. Interviews conducted by landline (704) and cell phone (514, including 294 who had no landline telephone) were carried out in English and Spanish by Braun Research, Inc. under the direction of Princeton Survey Research Associates International (PSRAI). The combined landline and cell phone sample was weighted to balance the sample demographics to match Census estimates for the national population on sex, age, education, race, Hispanic origin, nativity (for Hispanics only), region, and telephone usage.

All statistical tests of significance account for the effect of weighting. The margin of sampling error including the design effect is plus or minus 3 percentage points; for women it is plus or minus 5 percentage points. For results based on other subgroups, the margin of sampling error may be higher. Note that sampling error is only one of many potential sources of error in this or any other public opinion poll.

The full question wording and methodology of the polls can be viewed online at:
<http://www.kff.org/kaiserpolls/8315.cfm>.



The Henry J. Kaiser Family Foundation

Headquarters
2400 Sand Hill Road
Menlo Park, CA 94025
Phone: (650) 854-9400 Fax: (650) 854-4800

Washington Offices and
Barbara Jordan Conference Center
1330 G Street, NW
Washington, DC 20005
Phone: (202) 347-5270 Fax: (202) 347-5274

www.kff.org

This publication (#8315-C) is available on the
Kaiser Family Foundation website at www.kff.org.

*The Kaiser Family Foundation, a leader in health policy analysis, health journalism and communication, is dedicated to filling the need for trusted, independent information on the major health issues facing our nation and its people.
The Foundation is a non-profit private operating foundation, based in Menlo Park, California.*