



Chartpack

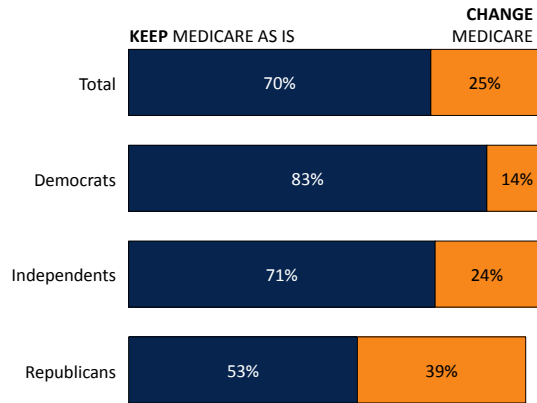
Kaiser Health Tracking Poll: February 2012

February 2012

SLIDE 1

Majority Of Americans Prefer To Keep Medicare As Is

Which of these two descriptions comes closer to your view of what Medicare should look like in the future? **Medicare should continue as it is today**, with the government guaranteeing seniors health insurance and making sure that everyone gets the same defined set of benefits, **OR, Medicare should be changed** to a system in which the government would guarantee each senior a fixed amount of money to put toward health insurance. Seniors would purchase that coverage either from traditional Medicare or from a list of private health plans.



Note: Other (vol.) and Don't know/Refused answers not shown.
 Source: Kaiser Family Foundation Health Tracking Poll (conducted February 13-19, 2012)



SLIDE 2

Support for Medicare Status Quo Extends Across Age Groups

Which of these two descriptions comes closer to your view of what Medicare should look like in the future?

	Total	By Age			AMONG SENIORS By Party ID		
		18-49	50-64	65+	Dem	Ind	Rep
Medicare should continue as it is today , with the government guaranteeing seniors health insurance and making sure that everyone gets the same defined set of benefits	70%	67%	71%	76%	89%	74%	65%
Medicare should be changed to a system in which the government would guarantee each senior a fixed amount of money to put toward health insurance. Seniors would purchase that coverage either from traditional Medicare or from a list of private health plans	25	30	22	16	6	18	22

Note: Other (vol.) and Don't know/Refused answers not shown.
 Source: Kaiser Family Foundation Health Tracking Poll (conducted February 13-19, 2012)



SLIDE 3

Opinion Malleability 1: Messages About Medicare Costs, Benefits Of Private Competition, Move People Toward Premium Support Model

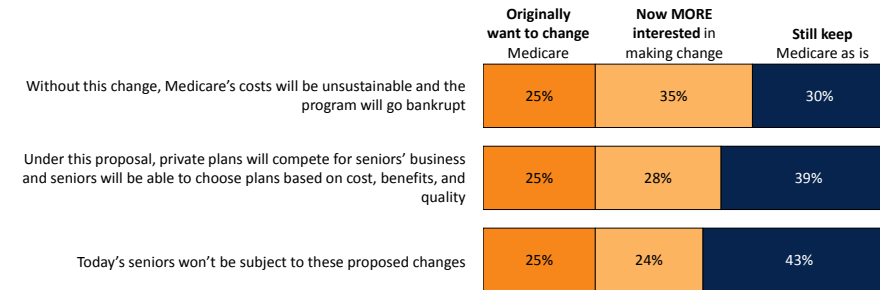
Which comes closer to your view: *Medicare should continue as it is today*, with the government guaranteeing seniors health insurance and making sure that everyone gets the same defined set of benefits, **OR** *Medicare should be changed* to a system in which the government would guarantee each senior a fixed amount of money to put toward health insurance. Seniors would purchase that coverage either from traditional Medicare or from a list of private health plans.



ASKED OF THOSE WHO WANT TO **KEEP MEDICARE AS IS**:

I'd like to read you some arguments FOR changing Medicare to a system where the government would guarantee each senior a fixed amount of money to put toward health insurance. Would that make you more interested in making this change to Medicare, or would you still want to keep Medicare as is?

Results for total after those who want to keep Medicare as is heard follow-up argument:



Note: Other (vol.) and Don't know/Refused answers not shown.
Source: Kaiser Family Foundation *Health Tracking Poll* (conducted February 13-19, 2012)



SLIDE 4

Opinion Malleability 2: Messages About Insurance Industry Influence And Costs To Seniors Move People Away From Premium Support Model

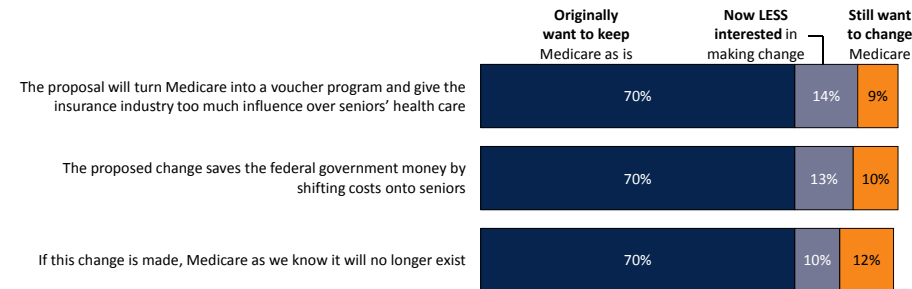
Which comes closer to your view: *Medicare should continue as it is today*, with the government guaranteeing seniors health insurance and making sure that everyone gets the same defined set of benefits, **OR** *Medicare should be changed* to a system in which the government would guarantee each senior a fixed amount of money to put toward health insurance. Seniors would purchase that coverage either from traditional Medicare or from a list of private health plans.



ASKED OF THOSE WHO WANT TO **CHANGE MEDICARE**:

I'd like to read you some arguments AGAINST changing Medicare to a system where the government would guarantee each senior a fixed amount of money to put toward health insurance. Would that make you less interested in making this change to Medicare, or would you still want to make this change to Medicare?

Results for total after those who want to change Medicare heard follow-up argument:



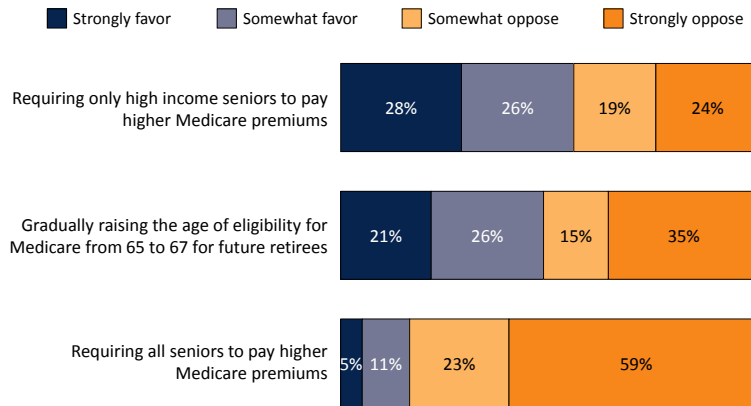
Note: Other (vol.) and Don't know/Refused answers not shown.
Source: Kaiser Family Foundation *Health Tracking Poll* (conducted February 13-19, 2012)



SLIDE 5

Narrow Majority Favors Higher Medicare Premiums For Higher Income Seniors

I'm going to read you some other changes to the Medicare program that have been discussed as ways to reduce the federal budget deficit. Please tell me whether you would generally favor or oppose each one.



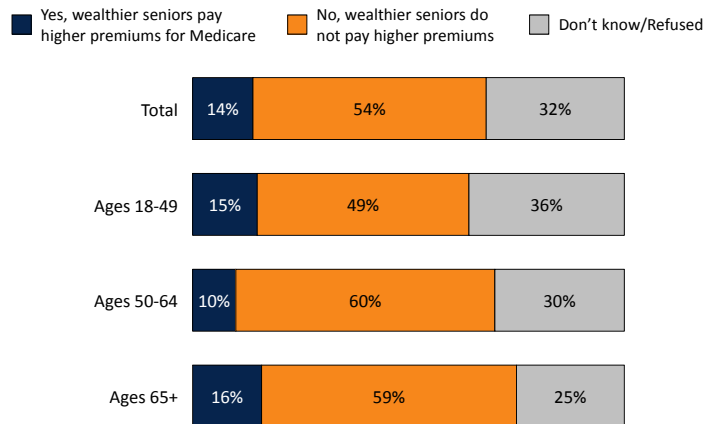
Note: Don't know/Refused answers not shown.
Source: Kaiser Family Foundation Health Tracking Poll (conducted February 13-19, 2012)



SLIDE 6

Limited Awareness Of Fact That Wealthy Seniors Already Pay More

As far as you know, do wealthier seniors currently pay higher premiums than other seniors for their Medicare coverage, or not?



Source: Kaiser Family Foundation Health Tracking Poll (conducted February 13-19, 2012)



SLIDE 7

Younger Americans Less Likely To Favor Raising Age Of Eligibility; Republicans More Likely

Percent who say they favor the following changes to the Medicare program as ways to reduce the federal budget deficit:

	Total	By Party ID			By Age		
		Dem	Ind	Rep	18-49	50-64	Ages 65+
Requiring only high income seniors to pay higher Medicare premiums	54%	58%	57%	46%	54%	54%	59%
Gradually raising the age of eligibility for Medicare from 65 to 67 for future retirees	47	42	46	56	43	45	63
Requiring all seniors to pay higher Medicare premiums	16	10	16	20	15	15	17

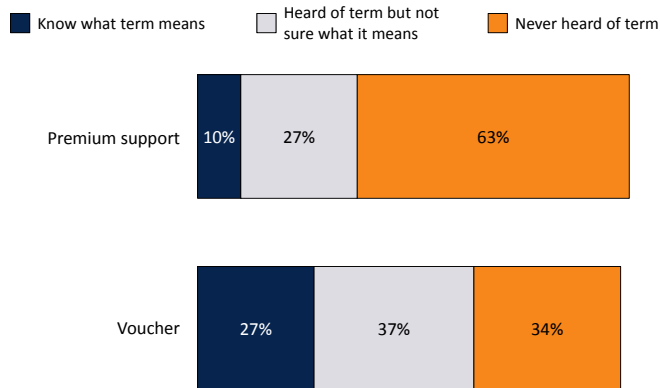
Source: Kaiser Family Foundation Health Tracking Poll (conducted February 13-19, 2012)



SLIDE 8

Most Americans Unfamiliar With Key Terms Of Medicare Debate

Thinking about proposals to change the Medicare program, how familiar are you with each of the following terms? Do you know what this term means, have you heard of it, but are not sure what it means, or have you never heard of the term when it comes to Medicare?



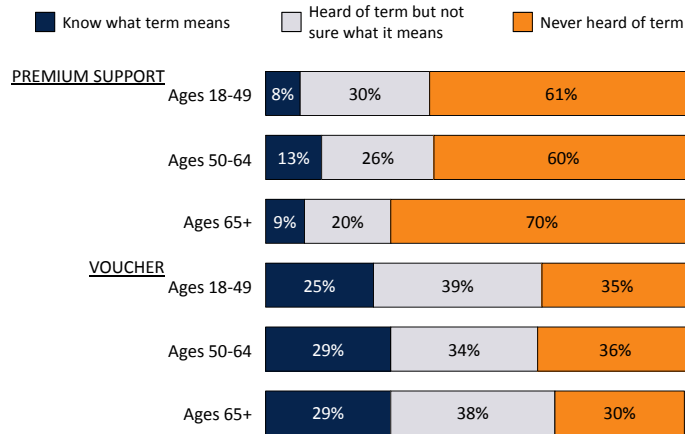
Note: Don't know/Refused answers not shown.

Source: Kaiser Family Foundation Health Tracking Poll (conducted February 13-19, 2012)



Even Among Seniors, Most Unfamiliar With “Premium Support”

Thinking about proposals to change the Medicare program, how familiar are you with each of the following terms? Do you know what this term means, have you heard of it, but are not sure what it means, or have you never heard of the term when it comes to Medicare?

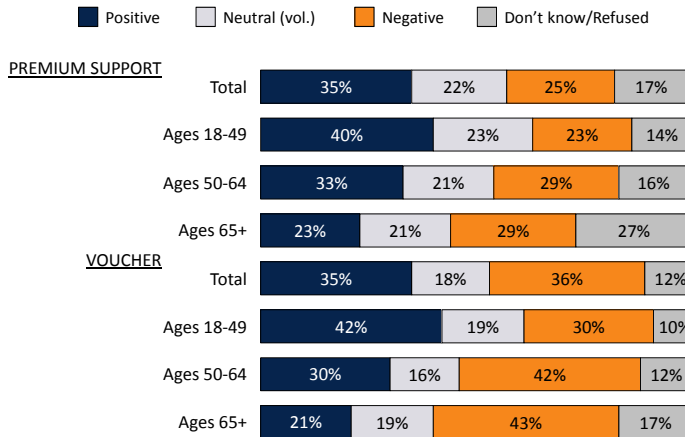


Note: Don't know/Refused answers not shown.
Source: Kaiser Family Foundation Health Tracking Poll (conducted February 13-19, 2012)



Seniors Less Likely To View “Premium Support”, “Voucher” Positively

And still thinking in the context of Medicare, do you have a positive or negative reaction to each of the following terms?

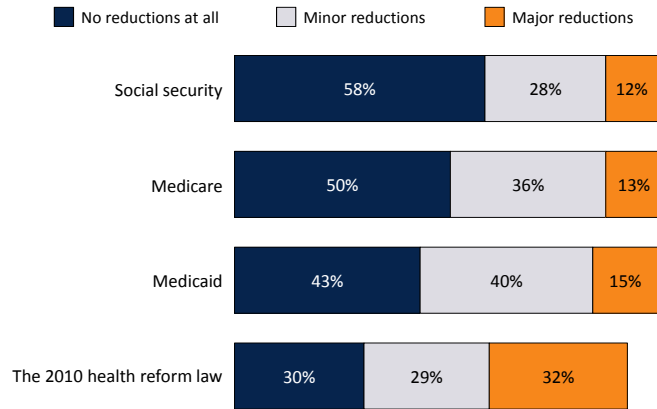


Source: Kaiser Family Foundation Health Tracking Poll (conducted February 13-19, 2012)



Half Oppose Medicare Spending Reductions, Even For Sake Of Deficit

In order to reduce the federal budget deficit, Congress may decide to reduce federal spending in certain areas. For each area I name, please tell me if you would support major spending reductions, minor spending reductions or no reductions at all as a way to reduce the federal deficit.



Note: Don't know/Refused answers not shown.
Source: Kaiser Family Foundation Health Tracking Poll (conducted February 13-19, 2012)



Few In Any Age Group Or Party Support Major Reductions To Medicare

To reduce the deficit, would you support major reductions, minor reductions, or no reductions to spending on Medicare?

	Total	By Party ID			By Age		
		Dem	Ind	Rep	18-49	50-64	65+
Major reductions	13%	12%	13%	13%	13%	13%	12%
Minor reductions	36	29	33	45	40	32	28
No reductions	50	57	52	40	45	54	59

Note: Don't know/Refused answers not shown.
Source: Kaiser Family Foundation Health Tracking Poll (conducted February 13-19, 2012)



Public Wants Presidential Candidates To Discuss Economy And Health Care

Thinking about the campaign for the presidential election in November, what two issues would you most like to hear the presidential candidates talk about? (*open-end*)

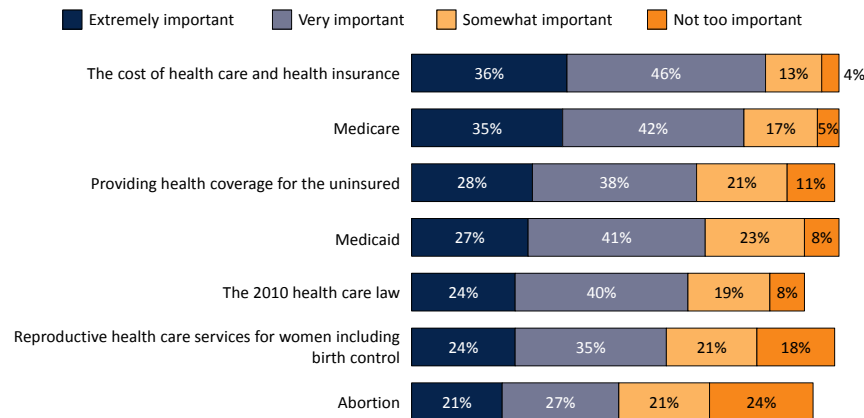
Rank	Democrats	Independents	Republicans
1	Economy/Jobs (64%)	Economy/Jobs (58%)	Economy/Jobs (60%)
2	Health care (25%)	Health care (20%)	Health care (22%)
3	Education (9%)	Debt/Deficit (11%)	Debt/Deficit (21%)
4	Taxes (9%)	Education (9%)	Taxes (9%)
5	Immigration (6%)	Immigration (8%)	Security/War (7%)

Note: Only top five responses listed. Percentages may add to more than 100% due to multiple responses. "Other" answers not shown.
Source: Kaiser Family Foundation *Health Tracking Poll* (conducted February 13-19, 2012)



Health Costs, Medicare Most Important Health Issues; Others Not Far Behind

I'm going to read you a list of specific health care issues the presidential candidates may be talking about this year. For each, tell me how important the issue will be to your vote. Would you say this issue will be extremely important to your vote for president, very important, somewhat important, or not too important to your vote?



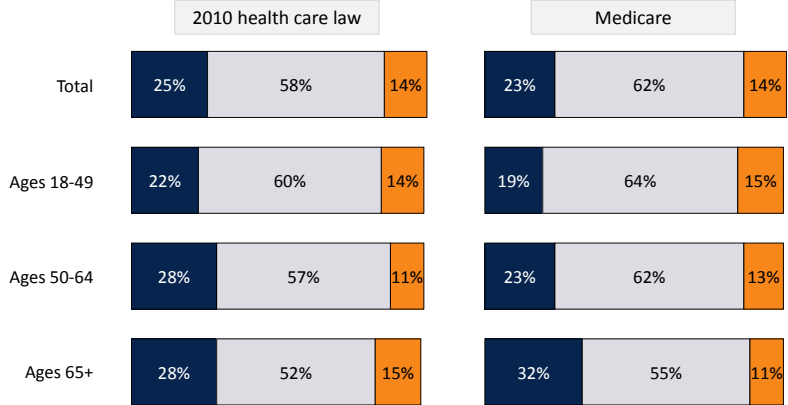
Note: Not at all important (vol.) and Don't know/Refused answers not shown.
Source: Kaiser Family Foundation *Health Tracking Poll* (conducted February 13-19, 2012)



ACA And Medicare As Voting Issues, A Look By Age

Thinking about how each of the following might affect your vote for president, would you:

- Only vote for a candidate who shares your views on the issue
- Consider a candidate's position on the issue as just one of many important factors
- Do not see the issue as a major factor in your vote



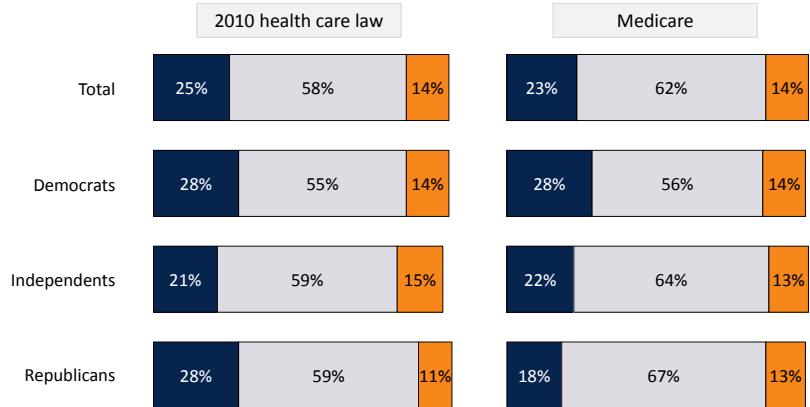
Note: Don't know/Refused answers not shown.
 Source: Kaiser Family Foundation Health Tracking Poll (conducted February 13-19, 2012)



ACA And Medicare As Voting Issues, A Look By Party

Thinking about how each of the following might affect your vote for president, would you:

- Only vote for a candidate who shares your views on the issue
- Consider a candidate's position on the issue as just one of many important factors
- Do not see the issue as a major factor in your vote

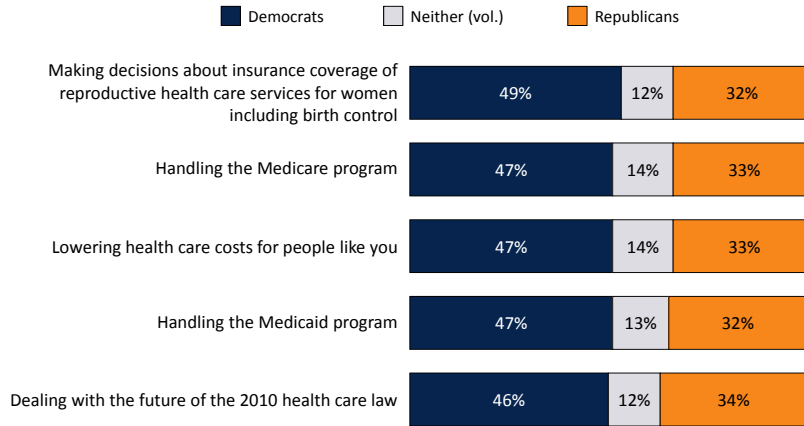


Note: Don't know/Refused answers not shown.
 Source: Kaiser Family Foundation Health Tracking Poll (conducted February 13-19, 2012)



Democrats Hold Edge In Public Trust On Health Policy Issues

Overall, which party, the Democrats or the Republicans, do you trust to do a better job with each of the following:



Note: Both (vol.) and Don't know/Refused answers not shown.
 Source: Kaiser Family Foundation Health Tracking Poll (conducted February 13-19, 2012)



Which Party Do You Trust? Depends On Which Party You're In

Percent who say they trust the Democrats/Republicans to do a better job when it comes to...

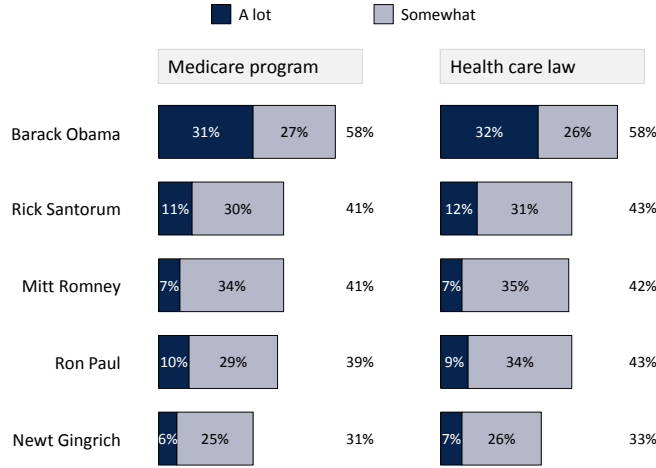
	Total			Among Dem			Among Ind			Among Rep		
	Trust Dems	Trust Reps	Diff	Trust Dems	Trust Reps	Diff	Trust Dems	Trust Reps	Diff	Trust Dems	Trust Reps	Diff
Making decisions about insurance coverage of reproductive health care services for women including birth control	49%	32%	+17D	86%	6%	+80D	46%	24%	+22D	13%	74%	+61R
Handling the Medicare program	47	32	+15 D	89	4	+85 D	40	27	+13 D	8	75	+67 R
Lowering health care costs for people like you	47	33	+14 D	88	4	+84 D	39	27	+12 D	10	78	+68 R
Handling the Medicaid program	47	33	+14 D	91	3	+88 D	38	28	+10 D	6	79	+73 R
Dealing with the future of the 2010 health care law	46	34	+12 D	88	6	+82 D	40	28	+12 D	6	79	+73 R

Source: Kaiser Family Foundation Health Tracking Poll (conducted February 13-19, 2012)



President Obama Trusted By More People To Handle Medicare, ACA

Percent who say they trust each of the following “a lot” or “somewhat” to make the right decisions about the future of each of the following:



Source: Kaiser Family Foundation Health Tracking Poll (conducted February 13-19, 2012)



Seniors Less Likely To Trust President Obama On Medicare Than Younger Americans

Percent who say they trust each of the following at least “somewhat” to make the right decisions about the future of the Medicare program:

	Total	By Party ID			By Age		
		Dem	Ind	Rep	18-49	50-64	65+
Barack Obama	58%	89%	59%	19%	62%	56%	48%
Rick Santorum	41	24	40	69	37	44	51
Mitt Romney	41	27	39	64	41	42	43
Ron Paul	39	25	45	50	41	40	32
Newt Gingrich	31	15	29	58	32	32	29

Source: Kaiser Family Foundation Health Tracking Poll (conducted February 13-19, 2012)



Majority Trust President Obama With Future Of Health Care Law

Percent who say they trust each of the following at least "somewhat" to make the right decisions about the future of the health care law:

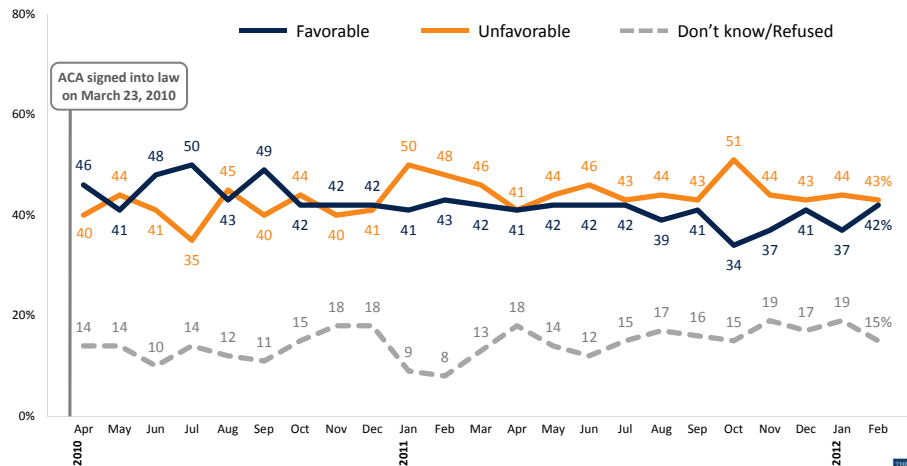
	Total	By Party ID			By Age		
		Dem	Ind	Rep	18-49	50-64	65+
Barack Obama	58%	91%	57%	20%	62%	56%	48%
Rick Santorum	43	21	43	71	37	47	53
Ron Paul	43	26	45	58	44	44	35
Mitt Romney	42	27	39	66	41	42	46
Newt Gingrich	33	16	28	60	32	35	31

Source: Kaiser Family Foundation Health Tracking Poll (conducted February 13-19, 2012)



Public Remains Largely Split On ACA

As you may know, a health reform bill was signed into law in 2010. Given what you know about the health reform law, do you have a generally favorable or generally unfavorable opinion of it?

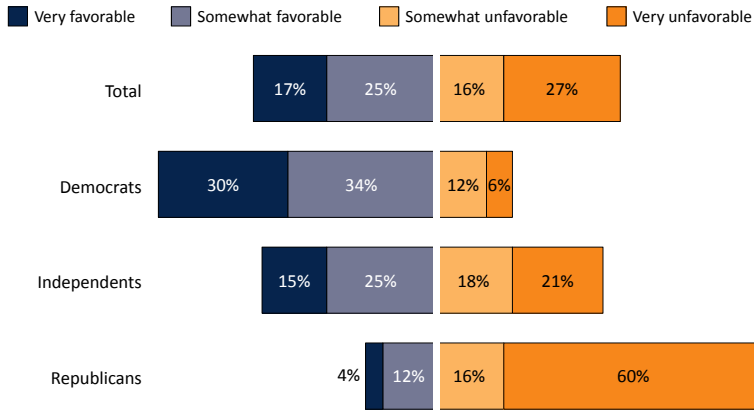


Source: Kaiser Family Foundation Health Tracking Polls



Republican Opposition More Intense Than Democratic Support

As you may know, a health reform bill was signed into law in 2010. Given what you know about the health reform law, do you have a generally favorable or generally unfavorable opinion of it?

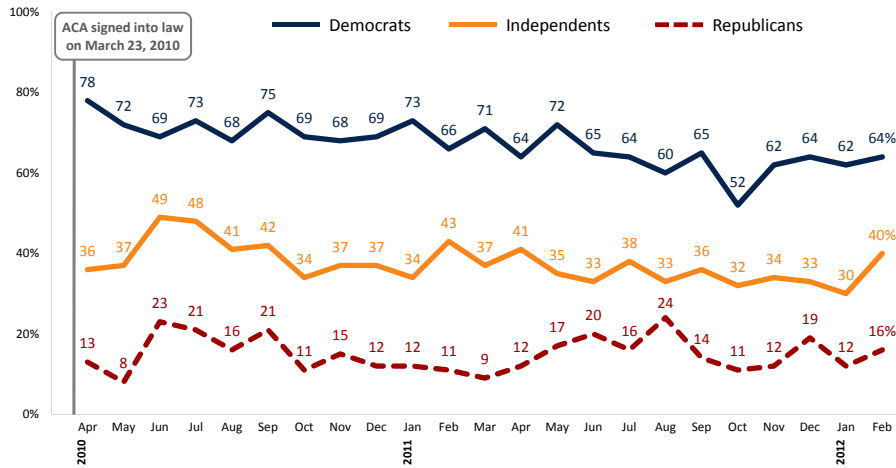


Note: Don't know/Refused answers not shown.
Source: Kaiser Family Foundation Health Tracking Poll (conducted February 13-19, 2012)



Continuing Partisan Divide On Health Reform Law

Percent who say they have a favorable opinion of the health reform law:

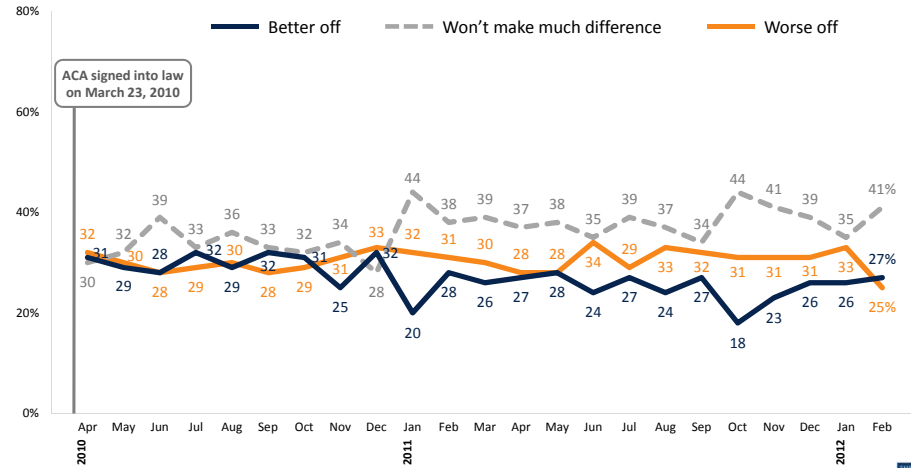


Source: Kaiser Family Foundation Health Tracking Polls



Fewer Expect To Be Worse Off, More Say ACA Will Make No Difference

Do you think you and your family will be better off or worse off under the health reform law, or don't you think it will make much difference?

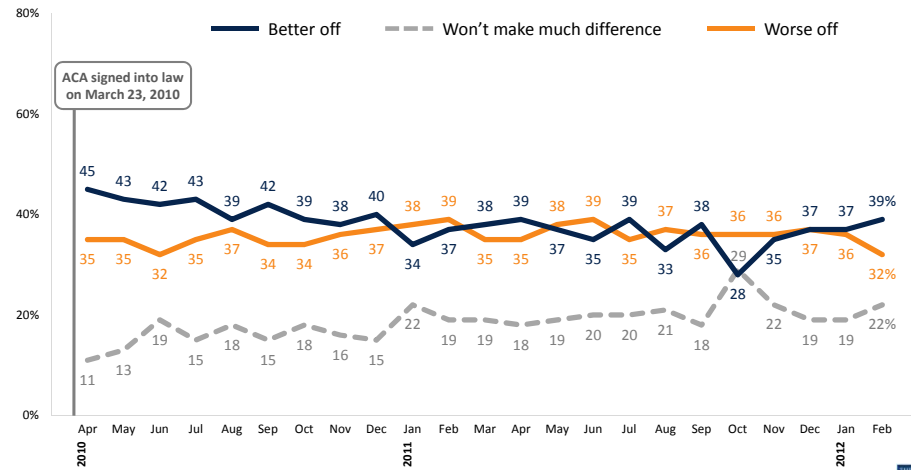


Note: Don't know/Refused answers not shown.
Source: Kaiser Family Foundation Health Tracking Polls



Trend In Perception Of Impact Of Law On Country As A Whole

Do you think the country as a whole will be better off or worse off under the health reform law, or don't you think it will make much difference?

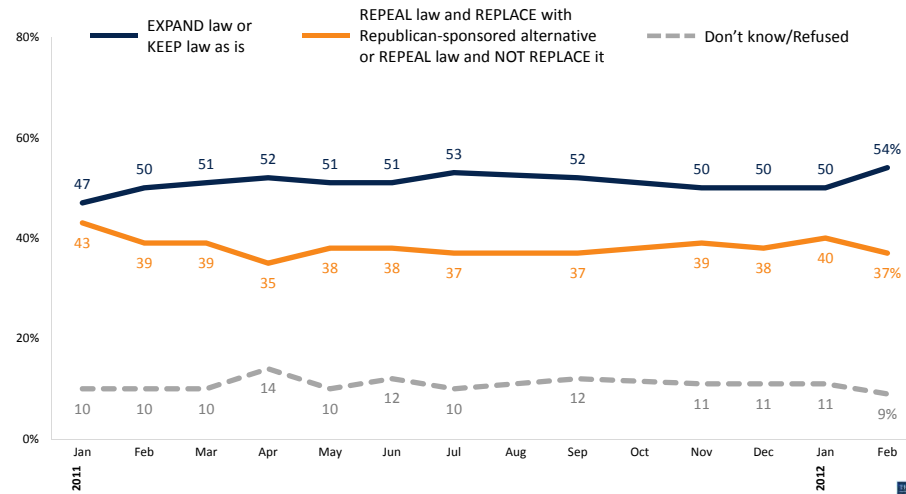


Note: Don't know/Refused answers not shown.
Source: Kaiser Family Foundation Health Tracking Polls



Slight Majority Want Health Care Law Kept As Is Or Expanded

What would you like to see Congress do when it comes to the health care law?

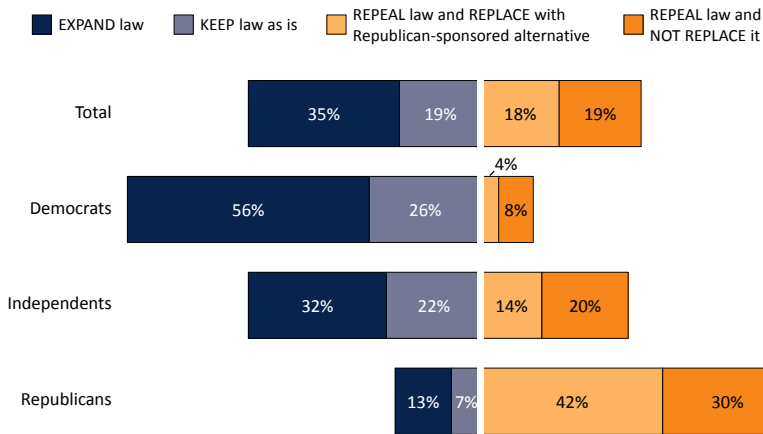


Source: Kaiser Family Foundation Health Tracking Polls



Partisans Disagree On Next Steps For Health Reform Law

What would you like to see Congress do when it comes to the health care law?

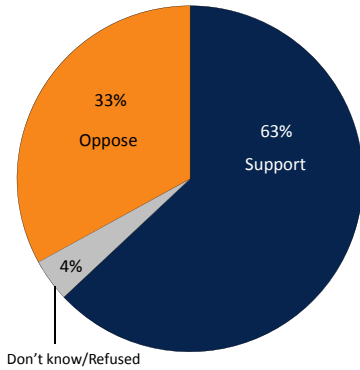


Note: Don't know/Refused answers not shown.
Source: Kaiser Family Foundation Health Tracking Poll (conducted February 13-19, 2012)

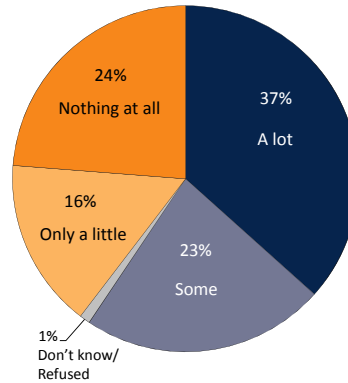


Majority Back Requirement For Cost-Free Contraception

In general, do you support or oppose the new federal requirement that private health insurance plans cover the cost of birth control?



How much, if anything, have you heard about the debate over whether certain categories of religiously affiliated employers, such as Catholic hospitals or universities, should be required to include birth control in their health insurance coverage?

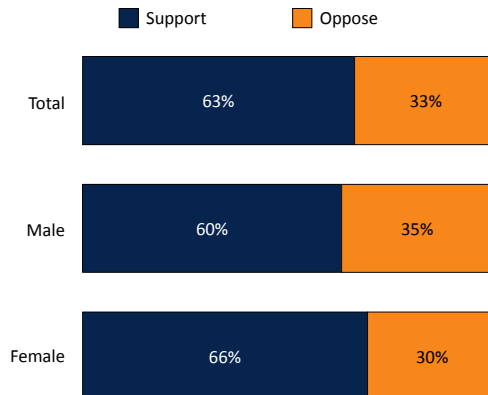


Source: Kaiser Family Foundation Health Tracking Poll (conducted February 13-19, 2012)



Little Difference By Gender On Contraception Coverage Requirement

In general, do you support or oppose the new federal requirement that private health insurance plans cover the cost of birth control?



Note: Don't know/Refused answers not shown.

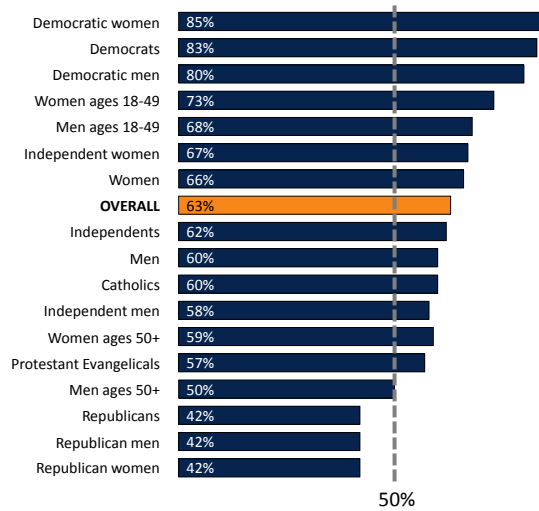
Source: Kaiser Family Foundation Health Tracking Poll (conducted February 13-19, 2012)



SLIDE 31

Support For Contraception Coverage Requirement Differs More By Party ID, Age Than By Gender

Percent who say they support the new federal requirement that private health insurance plans cover the cost of birth control:



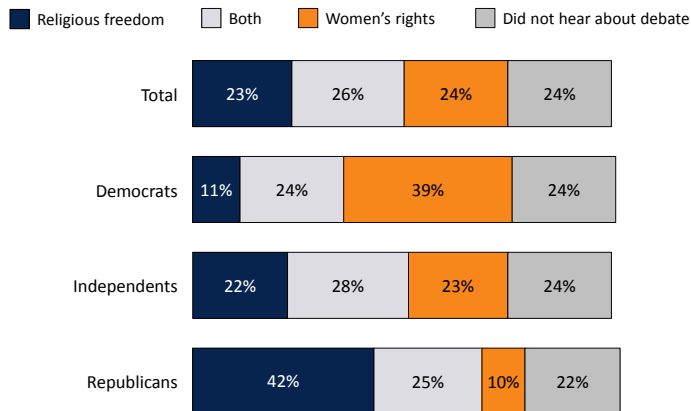
Source: Kaiser Family Foundation Health Tracking Poll (conducted February 13-19, 2012)



SLIDE 32

Is Debate About Religious Freedom, Women's Rights, Or Both?

Do you personally see this debate more as an issue of religious freedom from government rules or more as an issue of women's rights, or both?



Note: Don't know/Refused answers not shown.

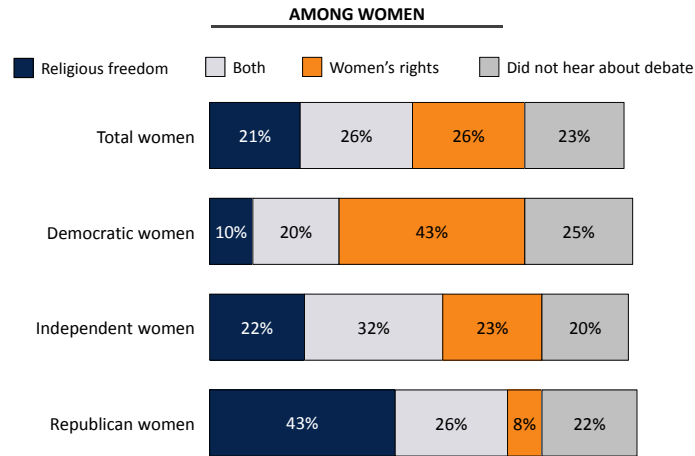
Source: Kaiser Family Foundation Health Tracking Poll (conducted February 13-19, 2012)



SLIDE 33

A Female View: Is Debate About Religious Freedom, Women's Rights, Or Both?

Do you personally see this debate more as an issue of religious freedom from government rules or more as an issue of women's rights, or both?



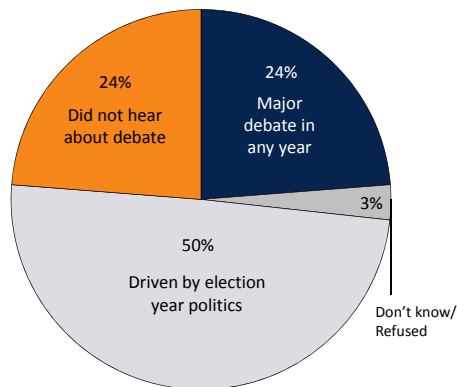
Note: Don't know/Refused answers not shown.
Source: Kaiser Family Foundation Health Tracking Poll (conducted February 13-19, 2012)



SLIDE 34

Half The Public Sees Contraceptive Coverage Debate As Election Year Politics

And do you think this would have been a major debate in any year, or do you think it is mostly being driven by election year politics?



Source: Kaiser Family Foundation Health Tracking Poll (conducted February 13-19, 2012)



Methodology

This *Kaiser Health Tracking Poll* was designed and analyzed by public opinion researchers at the Kaiser Family Foundation led by Mollyann Brodie, Ph.D., including Claudia Deane, Sarah Cho, and Theresa Boston. The survey was conducted February 13-19, 2012, among a nationally representative random sample of 1,519 adults ages 18 and older living in the United States, including Alaska and Hawaii. Telephone interviews conducted by landline (1,037) and cell phone (482, including 268 who had no landline telephone) were carried out in English and Spanish by Braun Research, Inc. under the direction of Princeton Survey Research Associates International (PSRAI). In order to obtain more interviews with seniors, additional interviews were conducted with respondents ages 65+ who previously completed KFF surveys. The combined sample was weighted to balance the sample demographics to match census estimates for the national population data on sex, age, education, race, Hispanic origin, region and telephone usage.

The margin of sampling error for the full sample is plus or minus three percentage points. For results based on seniors, the margin of sampling error is plus or minus five percentage points, and plus or minus 4 points for results based on women. Note that sampling error is only one of many potential sources of error in this or any other public opinion poll.

The full question wording and methodology of the poll can be viewed online at:
<http://www.kff.org/kaiserpolls/8281.cfm>.





The Henry J. Kaiser Family Foundation

Headquarters
2400 Sand Hill Road
Menlo Park, CA 94025
Phone: (650) 854-9400 Fax: (650) 854-4800

Washington Offices and
Barbara Jordan Conference Center
1330 G Street, NW
Washington, DC 20005
Phone: (202) 347-5270 Fax: (202) 347-5274

www.kff.org

This publication (#8281-C) is available on the
Kaiser Family Foundation website at www.kff.org.

*The Kaiser Family Foundation, a leader in health policy analysis, health journalism and communication, is dedicated to filling the need for trusted, independent information on the major health issues facing our nation and its people.
The Foundation is a non-profit private operating foundation, based in Menlo Park, California.*