



Chartpack

Kaiser Health Tracking Poll: April 2011

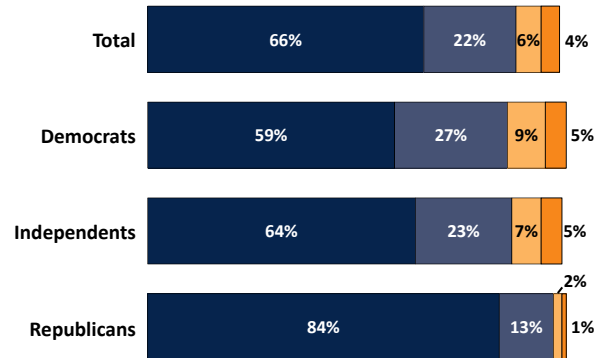
April 2011

SLIDE 1

Bipartisan Concern Over Deficit; Most Intense Among GOP

How concerned are you, if at all, about the size of the federal budget deficit?

Very concerned Somewhat concerned Not too concerned Not at all concerned



Note: Don't know/Refused answers not shown.
Source: Kaiser Family Foundation Health Tracking Poll (conducted April 7-12, 2011)

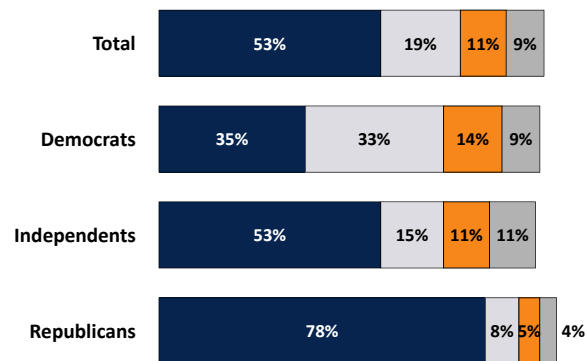


SLIDE 2

Partisan Division Over How to Tackle Deficit

Which of the following would you prefer to see the next Congress do about the federal budget deficit?

Attempt to reduce deficit mainly by REDUCING SPENDING on government programs and services Attempt to reduce deficit mainly through INCREASING TAXES NOT TAKE ANY ACTION to reduce the deficit now COMBINATION of tax increases and reduced spending (vol.)



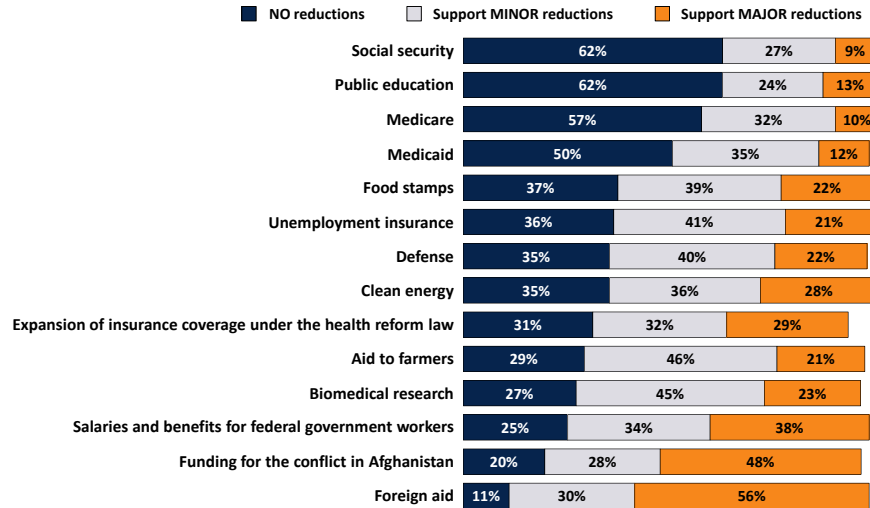
Note: Don't know/Refused answers not shown.
Source: Kaiser Family Foundation Health Tracking Poll (conducted April 7-12, 2011)



SLIDE 3

Over Half Oppose Cuts to Medicare, Social Security, and Education; Half To Medicaid

For each area I name, please tell me if you would support major spending reductions, minor spending reductions or no reductions at all as a way to reduce the federal deficit.



Note: Various items asked of half sample. Don't know/Refused answers not shown.
Source: Kaiser Family Foundation Health Tracking Poll (conducted April 7-12, 2011)



SLIDE 4

Some Agreement Among Partisans About Areas to Protect

Percent who say they would support "no reductions at all" in each of the following areas as a way to reduce the deficit:

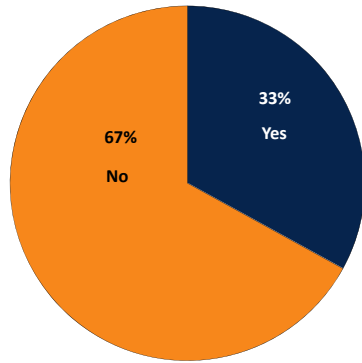
	Among Democrats	Among Independents	Among Republicans
Public education	72%	64%	47%
Social Security	69	60	55
Medicare	68	52	46
Medicaid	66	46	29
Food stamps	49	34	21
Expansion of insurance coverage under health reform law	48	28	14
Unemployment insurance	47	35	16
Clean energy	46	34	18
Salaries and benefits for federal government workers	38	25	8
Biomedical research	32	28	18
Aid to farmers	31	26	29
Defense	29	31	49
Funding for the conflict in Afghanistan	20	14	24
Foreign aid	17	9	7

Source: Kaiser Family Foundation Health Tracking Poll (conducted April 7-12, 2011)

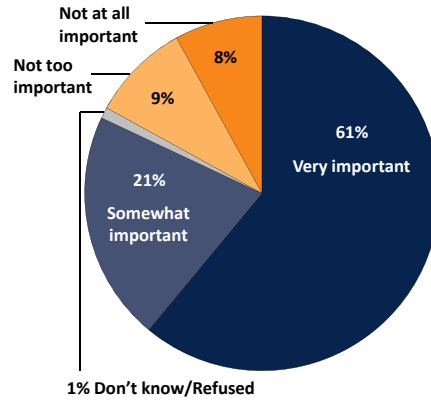


One Third Live in Medicare Household; Almost Twice as Many Say Medicare Very Important

Percent who say they are covered by Medicare or say that someone in their household gets any health coverage from Medicare.



How important is the Medicare program for you and your family?



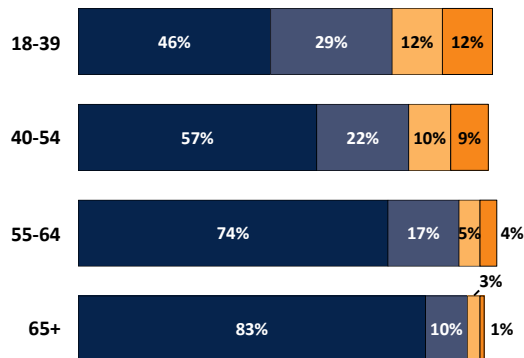
Source: Kaiser Family Foundation Health Tracking Poll (conducted April 7-12, 2011)



Medicare Personally Important Across Age Groups

How important is the Medicare program for you and your family?

Legend: Very important (dark blue), Somewhat important (medium blue), Not too important (light blue), Not at all important (orange)



Note: Don't know/Refused answers not shown.
Source: Kaiser Family Foundation Health Tracking Poll (conducted April 7-12, 2011)



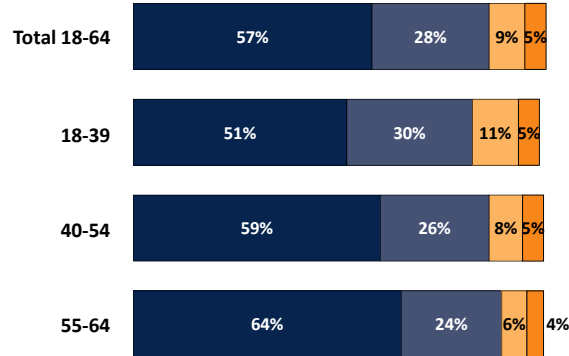
SLIDE 7

Majority Concerned About Availability of Medicare in Future

How concerned are you that the Medicare benefits seniors have today will not be available for you when you retire?

ASKED OF ADULTS AGE 18-64

Very concerned Somewhat concerned Not too concerned Not at all concerned



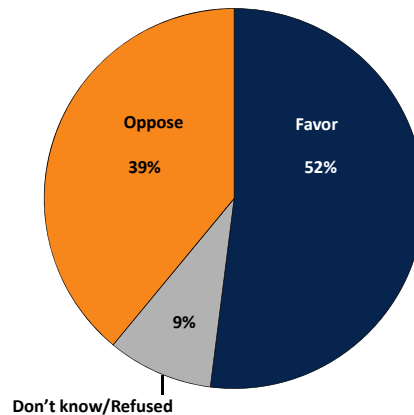
Note: Don't know/Refused answers not shown.
Source: Kaiser Family Foundation Health Tracking Poll (conducted April 7-12, 2011)



SLIDE 8

Half Willing to Slow Growth Rate in Medicare Spending

In order to help reduce the federal budget deficit, would you favor or oppose slowing the rate of growth in Medicare spending?



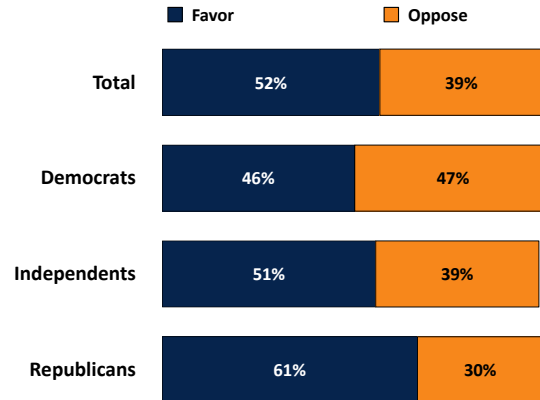
Source: Kaiser Family Foundation Health Tracking Poll (conducted April 7-12, 2011)



SLIDE 9

GOP Supports Reducing Medicare Growth Rate; Democrats Divided

In order to help reduce the federal budget deficit, would you favor or oppose slowing the rate of growth in Medicare spending?



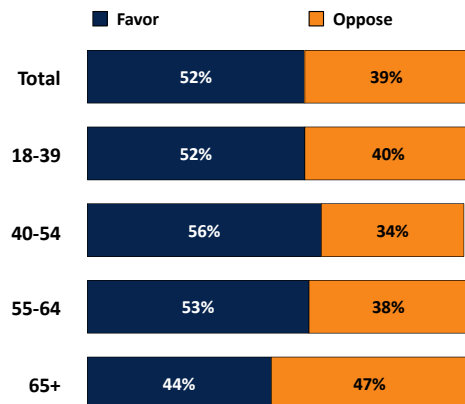
Note: Don't know/Refused answers not shown.
Source: Kaiser Family Foundation Health Tracking Poll (conducted April 7-12, 2011)



SLIDE 10

Seniors More Split on Reducing Medicare Growth Rate

In order to help reduce the federal budget deficit, would you favor or oppose slowing the rate of growth in Medicare spending?

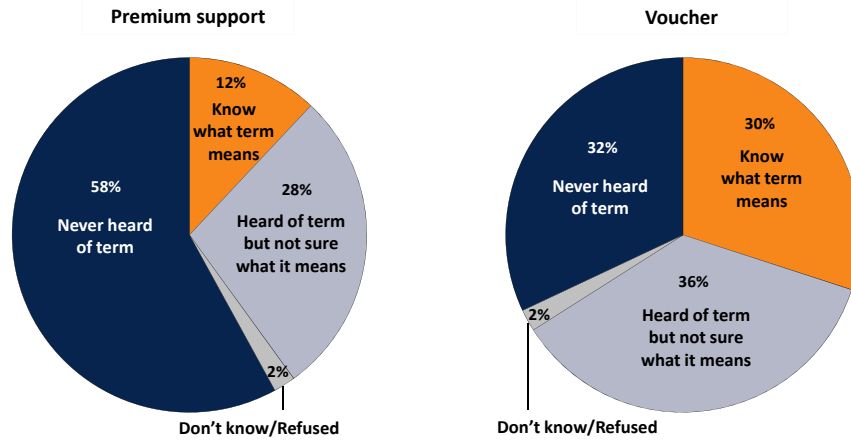


Note: Don't know/Refused answers not shown.
Source: Kaiser Family Foundation Health Tracking Poll (conducted April 7-12, 2011)



Vouchers and Premium Support: Lack of Familiarity

Thinking about proposals to change the Medicare program, how familiar are you with each of the following terms? Do you know what this term means, have you heard of it, but are not sure what it means, or have you never heard of these terms when it comes to Medicare?

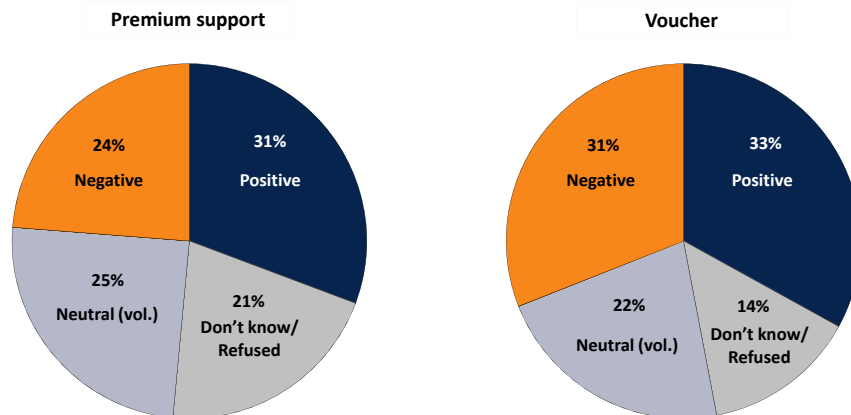


Source: Kaiser Family Foundation Health Tracking Poll (conducted April 7-12, 2011)



Vouchers and Premium Support: Reactions

Thinking in the context of Medicare, do you have a positive or negative reaction to each of the following words?



Source: Kaiser Family Foundation Health Tracking Poll (conducted April 7-12, 2011)



SLIDE 13

Vouchers/Premium Support: Reactions by Party

Thinking in the context of Medicare, do you have a positive or negative reaction to each of the following words?

	Total	Democrats	Independents	Republicans
Premium support				
Positive	31%	41%	29%	23%
Negative	24	19	25	28
Neutral (vol.)	25	19	30	24
Don't know/Refused	21	22	16	24
Voucher				
Positive	33%	35%	34%	29%
Negative	31	32	30	35
Neutral (vol.)	22	20	23	22
Don't know/Refused	14	13	13	14

Source: Kaiser Family Foundation Health Tracking Poll (conducted April 7-12, 2011)



SLIDE 14

Vouchers/Premium Support: Reactions by Age

Thinking in the context of Medicare, do you have a positive or negative reaction to each of the following words?

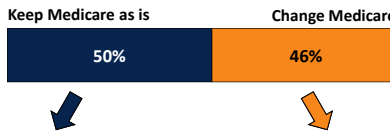
	Total	18-39	40-54	55-64	65+
Premium support					
Positive	31%	38%	33%	23%	21%
Negative	24	21	23	28	27
Neutral (vol.)	25	26	26	22	22
Don't know/Refused	21	15	18	28	31
Voucher					
Positive	33%	41%	34%	29%	22%
Negative	31	23	29	37	43
Neutral (vol.)	22	25	23	18	17
Don't know/Refused	14	10	14	16	19

Source: Kaiser Family Foundation Health Tracking Poll (conducted April 7-12, 2011)



Public Split on Premium Support; Opinions Malleable

Which of these two descriptions comes closer to your view of what Medicare should look like in the future? Medicare *should continue as it is today*, with the government providing health insurance and guaranteeing the same set of benefits to everyone enrolled in the program, OR Medicare *should be changed* to a system in which people choose their insurance from a list of private health plans that may offer different benefits at different premium amounts, and the government pays a fixed amount towards that cost.*



Those who want to keep Medicare as is were asked:
Those who want to change Medicare say it will help reduce the federal budget deficit and save Medicare for future generations by encouraging private health plans to compete for seniors' business and allowing seniors to choose plans based on cost and quality. Would you still prefer to keep Medicare as it is, or would now prefer to change it?



Those who want to change Medicare were asked:
Opponents of this change say it will eliminate traditional Medicare, put private insurance companies in charge of the health benefits people on Medicare receive, and cause seniors to pay more for their health care or get fewer benefits. Would you still prefer to change Medicare, or would you now prefer to keep it as it is?

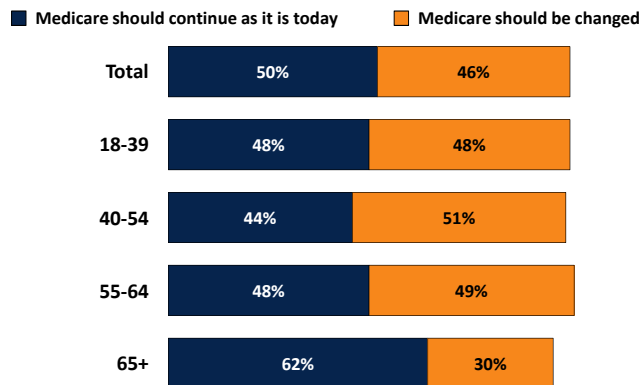


*For one-half of respondents, the second option read as follows: ...and the government pays a fixed amount, sometimes called a voucher, towards that cost. No statistically significant difference was found between the two half samples and therefore the combined responses of the two half samples are shown here. See Topline: <http://www.kff.org/kaiserpolls/8180.cfm> for full wording. Note: Other (vol.) and Don't know/Refused answers not shown. Source: Kaiser Family Foundation Health Tracking Poll (conducted April 7-12, 2011)



Younger Adults Split on Premium Support; Seniors Prefer Current System

Which of these two descriptions comes closer to your view of what Medicare should look like in the future? Medicare *should continue as it is today*, with the government providing health insurance and guaranteeing the same set of benefits to everyone enrolled in the program, OR Medicare *should be changed* to a system in which people choose their insurance from a list of private health plans that may offer different benefits at different premium amounts, and the government pays a fixed amount towards that cost.*

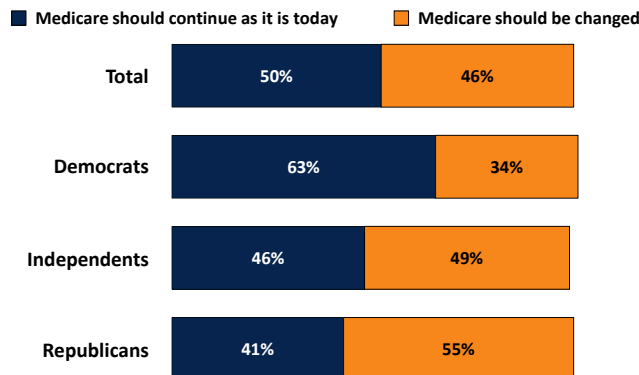


*For one-half of respondents, the second option read as follows: ...and the government pays a fixed amount, sometimes called a voucher, towards that cost. No statistically significant difference was found between the two half samples and therefore the combined responses of the two half samples are shown here. See Topline: <http://www.kff.org/kaiserpolls/8180.cfm> for full wording. Note: Other (vol.) and Don't know/Refused answers not shown. Source: Kaiser Family Foundation Health Tracking Poll (conducted April 7-12, 2011)



Partisans Disagree on Premium Support

Which of these two descriptions comes closer to your view of what Medicare should look like in the future? Medicare *should continue as it is today*, with the government providing health insurance and guaranteeing the same set of benefits to everyone enrolled in the program, OR Medicare *should be changed* to a system in which people choose their insurance from a list of private health plans that may offer different benefits at different premium amounts, and the government pays a fixed amount towards that cost.*

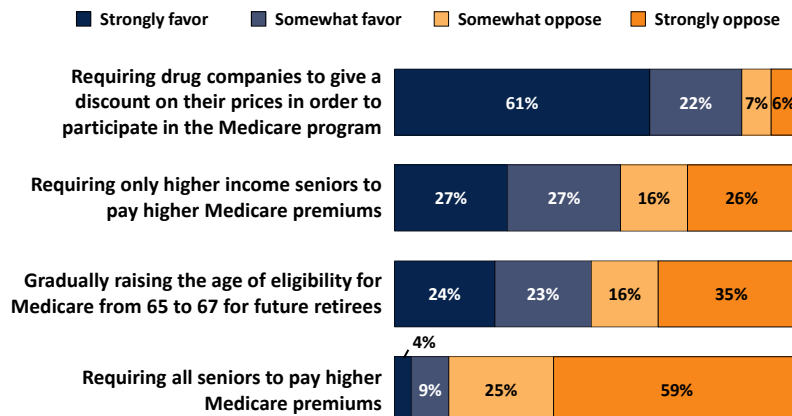


*For one-half of respondents, the second option read as follows: ...and the government pays a fixed amount, sometimes called a voucher, towards that cost. No statistically significant difference was found between the two half samples and therefore the combined responses of the two half samples are shown here. See Topline: <http://www.kff.org/kaiserpolls/8180.cfm> for full wording. Note: Other (vol.) and Don't know/Refused answers not shown.
Source: Kaiser Family Foundation Health Tracking Poll (conducted April 7-12, 2011)



Varying Support for Other Deficit Reduction Proposals Involving Medicare

I'm going to read you some other changes to the Medicare program that have been proposed as ways to reduce the federal budget deficit. Please tell me whether you would generally favor or oppose each one.



Note: Don't know/Refused answers not shown.
Source: Kaiser Family Foundation Health Tracking Poll (conducted April 7-12, 2011)



SLIDE 19

Partisans Mostly Agree on Other Medicare Deficit Proposals

Percent who say they favor the following changes to the Medicare program as ways to reduce the federal budget deficit:

	Total	Democrats	Independents	Republicans
Requiring drug companies to give a discount on their prices in order to participate in the Medicare program	83%	85%	83%	84%
Requiring only higher income seniors to pay higher Medicare premiums	54	58	54	51
Gradually raising the age of eligibility for Medicare from 65 to 67 for future retirees	47	43	48	54
Requiring all seniors to pay higher Medicare premiums	13	11	12	17

Source: Kaiser Family Foundation Health Tracking Poll (conducted April 7-12, 2011)



SLIDE 20

Seniors Only Age Group to Favor Raising Medicare's Eligibility Age

Percent who say they favor the following changes to the Medicare program as ways to reduce the federal budget deficit:

	Total	18-39	40-54	55-64	65+
Requiring drug companies to give a discount on their prices in order to participate in the Medicare program	83%	79%	84%	91%	85%
Requiring only higher income seniors to pay higher Medicare premiums	54	52	57	56	52
Gradually raising the age of eligibility for Medicare from 65 to 67 for future retirees	47	40	46	48	56
Requiring all seniors to pay higher Medicare premiums	13	14	14	11	11

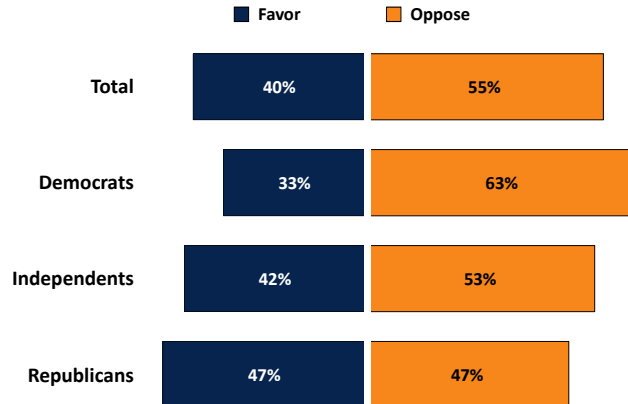
Source: Kaiser Family Foundation Health Tracking Poll (conducted April 7-12, 2011)



SLIDE 21

Slim Majority Opposes Health Care Spending Caps; GOP More Split

As a way to reduce the federal deficit, some policymakers have proposed setting a limit, or cap, on the amount of money the federal government spends on Medicare and other health care programs. Would you favor or oppose such a plan?



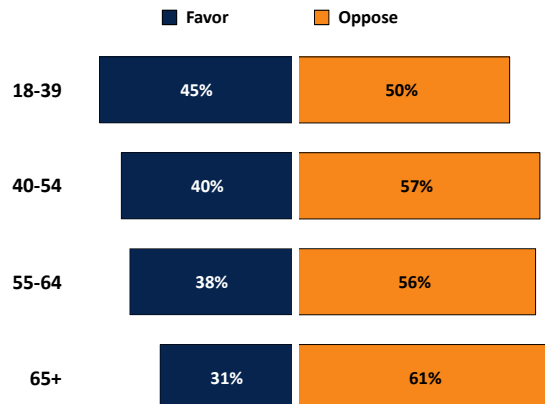
Note: Don't know/Refused answers not shown.
Source: Kaiser Family Foundation Health Tracking Poll (conducted April 7-12, 2011)



SLIDE 22

Seniors Most Likely to Oppose Health Care Spending Caps

As a way to reduce the federal deficit, some policymakers have proposed setting a limit, or cap, on the amount of money the federal government spends on Medicare and other health care programs. Would you favor or oppose such a plan?




Note: Don't know/Refused answers not shown.
Source: Kaiser Family Foundation Health Tracking Poll (conducted April 7-12, 2011)

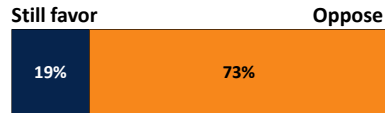


Opinions on Health Care Spending Caps Malleable

Please tell me whether you favor or oppose setting a limit, or cap, on the amount of money the federal government spends on Medicare and other health care programs:



Those who favor setting a cap were asked:
 What if this meant that seniors, low-income people, and others covered by federal health programs would have to pay more for their health care in the future, and some may have to go without care they can't afford? Would you still favor setting a cap on federal health spending?



Those who oppose setting a cap were asked:
 What if this meant that health care costs would continue to consume a growing share of the federal budget and add to future deficits, shifting the financial burden to future generations? Would you still oppose setting a cap on federal health spending?

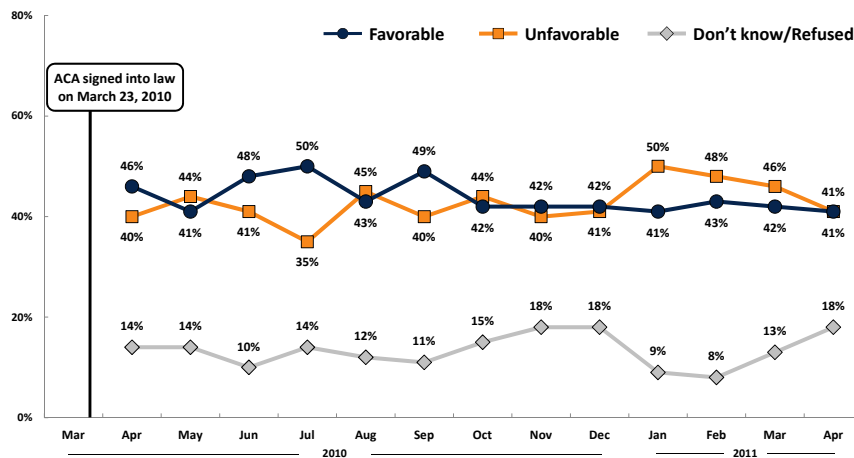


Note: Don't know/Refused answers not shown.
 Source: Kaiser Family Foundation Health Tracking Poll (conducted April 7-12, 2011)



Views on Health Reform Remain Divided, "Don't Know" Ticks Up

As you may know, a health reform bill was signed into law early last year. Given what you know about the health reform law, do you have a generally favorable or generally unfavorable opinion of it?

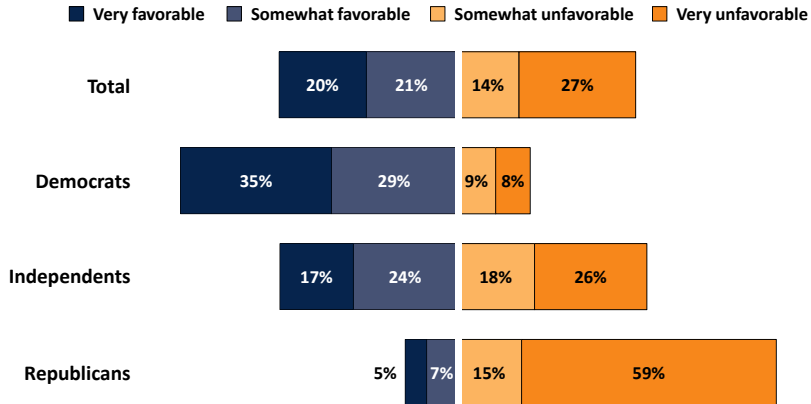


Source: Kaiser Family Foundation Health Tracking Polls



Views on Health Reform Law Differ Sharply by Party Self-Identification

As you may know, a health reform bill was signed into law early last year. Given what you know about the health reform law, do you have a generally favorable or generally unfavorable opinion of it?

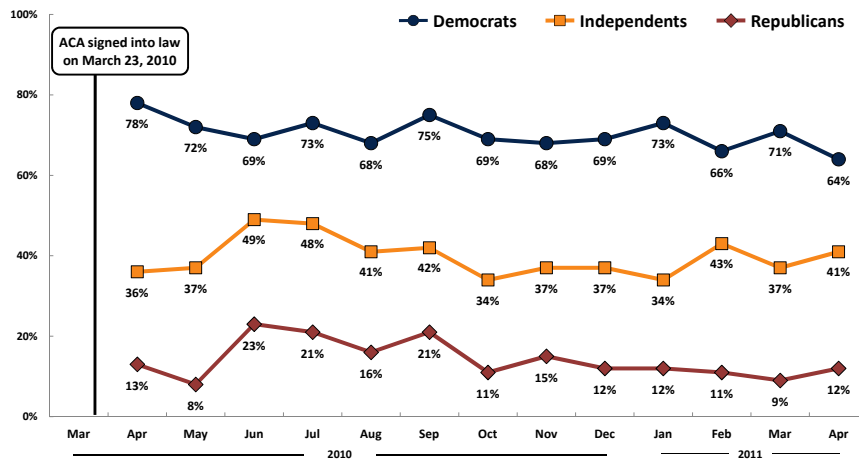


Note: Don't know/Refused answers not shown.
Source: Kaiser Family Foundation Health Tracking Poll (conducted April 7-12, 2011)



Partisan Disagreement Over ACA Continues

Percent who say they have a favorable opinion of the health reform law:

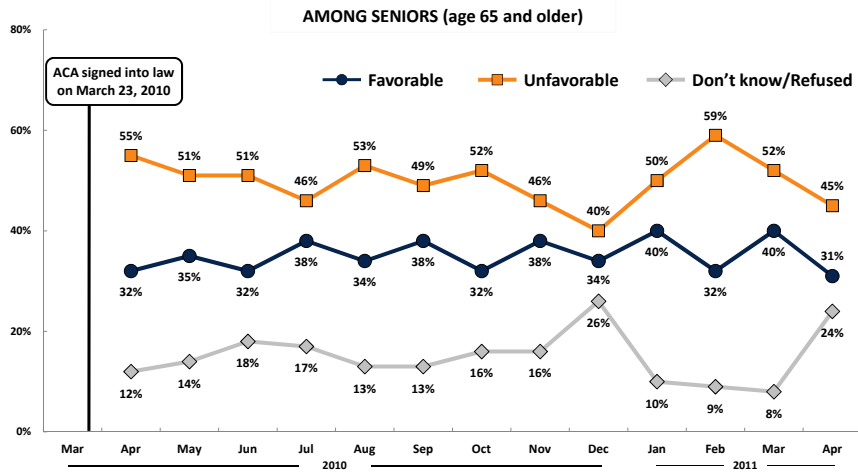


Source: Kaiser Family Foundation Health Tracking Polls



Seniors Tilt Negative on Law, One Quarter Not Sure

As you may know, a health reform bill was signed into law early last year. Given what you know about the health reform law, do you have a generally favorable or generally unfavorable opinion of it?

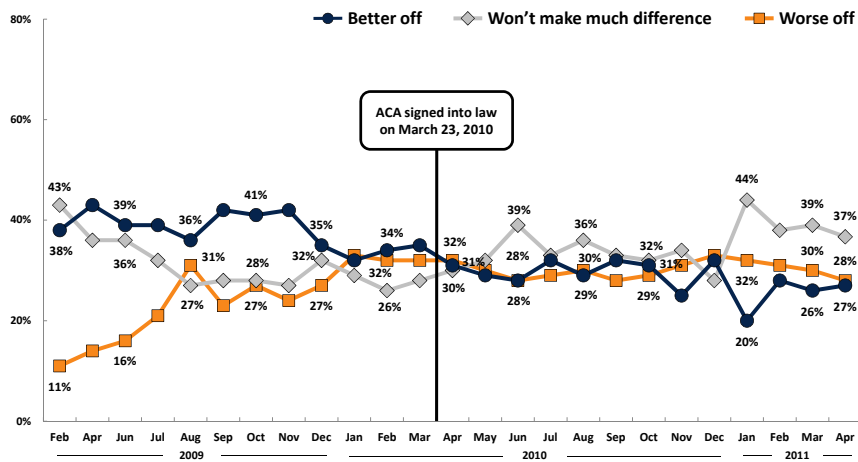


Source: Kaiser Family Foundation Health Tracking Polls



Public Split on Personal Impact of Law

Do you think you and your family will be better off or worse off under the health reform law, or don't you think it will make much difference?

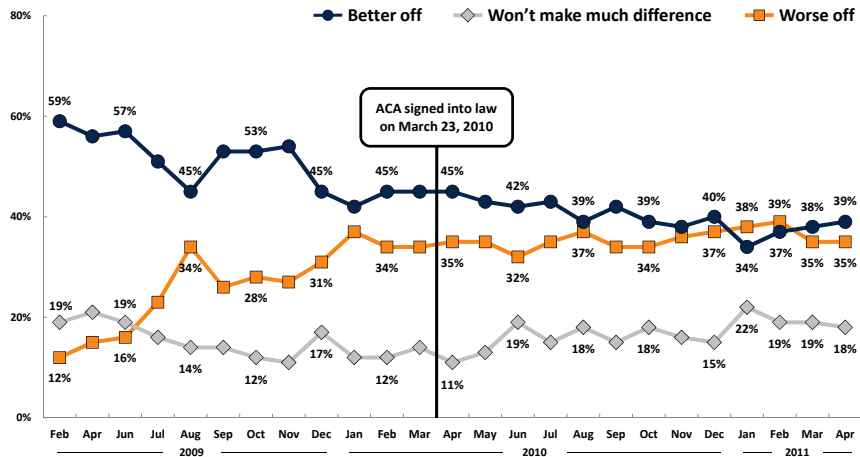


Note: "Depends" (vol.) and Don't know/Refused answers not shown.
Source: Kaiser Family Foundation Health Tracking Polls



No Agreement as to Whether Country Will Benefit

Do you think the country as a whole will be better off or worse off under the health reform law, or don't you think it will make much difference?

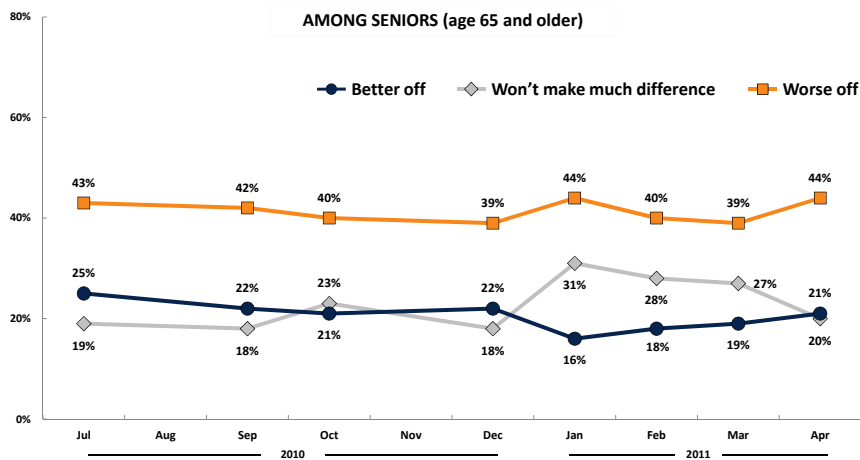


Note: "Depends" (vol.) and Don't know/Refused answers not shown.
Source: Kaiser Family Foundation Health Tracking Polls



Plurality of Seniors Continue To See ACA as Challenge for Medicare

Do you think the Medicare program will be better off or worse off under the health reform law, or don't you think it will make much difference?



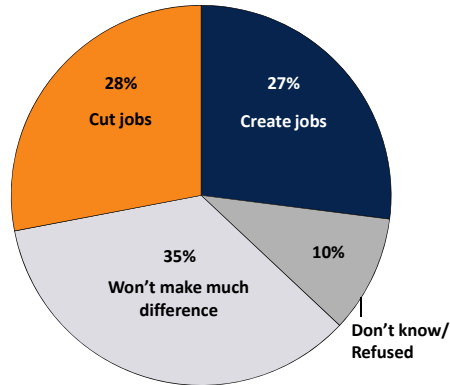
Note: Don't know/Refused answers not shown.
Source: Kaiser Family Foundation Health Tracking Polls



SLIDE 31

Public Split on ACA's Impact on Jobs

In the long run, do you think the health reform law is more likely to create jobs or cut the number of jobs in the country, or don't you think it will make much difference?



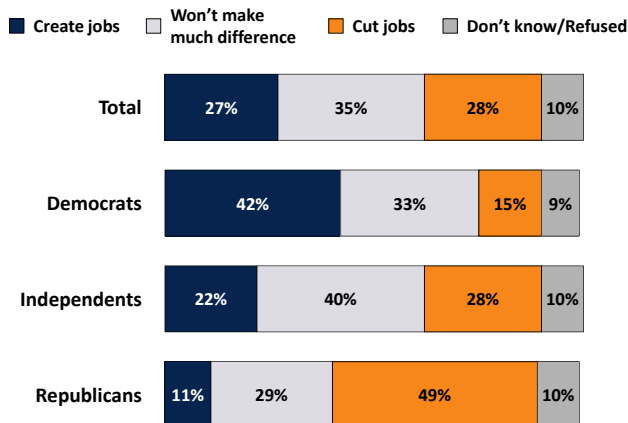
Source: Kaiser Family Foundation Health Tracking Poll (conducted April 7-12, 2011)



SLIDE 32

Dems More Likely to Say ACA Will Create Jobs, GOP Say Cut

In the long run, do you think the health reform law is more likely to create jobs or cut the number of jobs in the country, or don't you think it will make much difference?

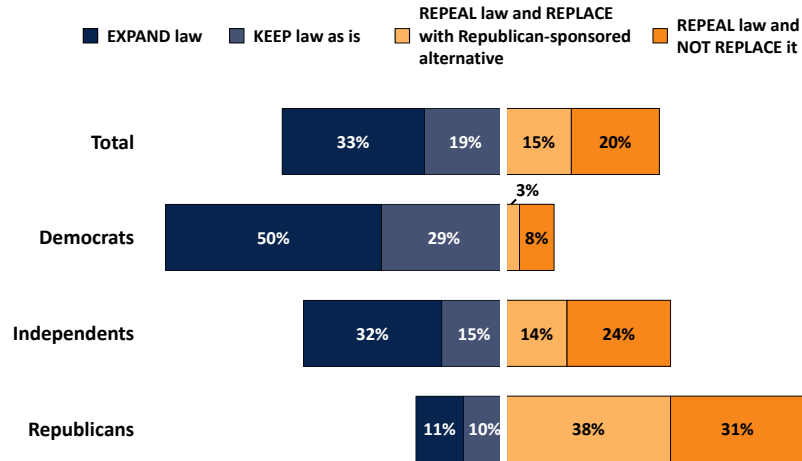


Source: Kaiser Family Foundation Health Tracking Poll (conducted April 7-12, 2011)



Still Divided as to 'What Next' for Health Reform

What would you like to see Congress do when it comes to the health care law?

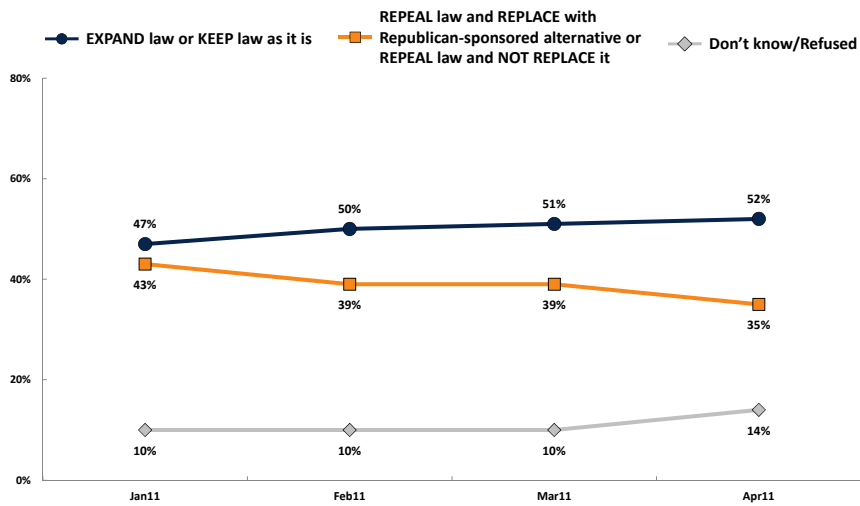


Note: Don't know/Refused answers not shown.
Source: Kaiser Family Foundation Health Tracking Poll (conducted April 7-12, 2011)



Majority Would Like to See Health Care Law Kept As Is or Expanded

What would you like to see Congress do when it comes to the health care law?

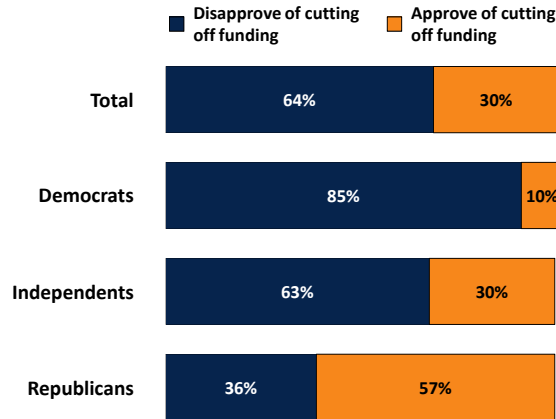


Source: Kaiser Family Foundation Health Tracking Polls



Partisan Divide Over Cutting off ACA Funding

Whether or not you like the health reform law, would you say you approve or disapprove of cutting off funding as a way to stop some or all of health reform from being put into place?

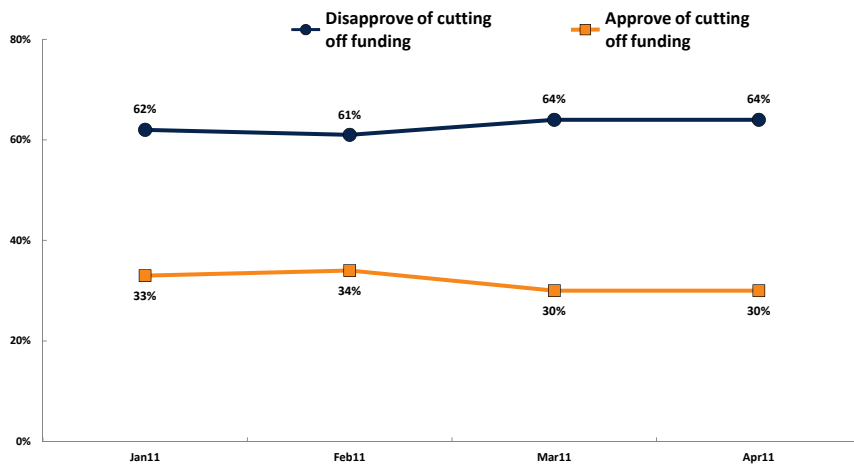


Note: Don't know/Refused answers not shown.
 Source: Kaiser Family Foundation Health Tracking Poll (conducted April 7-12, 2011)



Two Thirds of Public Disapproves of Cutting Funding to Health Reform

Whether or not you like the health reform law, would you say you approve or disapprove of cutting off funding as a way to stop some or all of health reform from being put into place?



Note: Don't know/Refused answers not shown.
 Source: Kaiser Family Foundation Health Tracking Polls



Methodology

This *Kaiser Health Tracking Poll* was designed and analyzed by public opinion researchers at the Kaiser Family Foundation led by Mollyann Brodie, Ph.D., including Liz Hamel, Sarah Cho, and Theresa Boston. The survey was conducted April 7 through April 12, 2011 (just after Paul Ryan's budget plan was released, but before President Obama's April 13 national address on the budget), among a nationally representative random sample of 1,207 adults ages 18 and older. Telephone interviews conducted by landline (803) and cell phone (404, including 190 who had no landline telephone) were carried out in English and Spanish by Princeton Survey Research Associates.

The margin of sampling error is plus or minus 3 percentage points. For results based on other subgroups, the margin of sampling error may be higher. Note that sampling error is only one of many potential sources of error in this or any other public opinion poll.

"VOL" indicates that a response was volunteered by respondent, not an explicitly offered choice.

Due to rounding, percentages may not add to 100.





The Henry J. Kaiser Family Foundation

Headquarters
2400 Sand Hill Road
Menlo Park, CA 94025
Phone: (650) 854-9400 Fax: (650) 854-4800

Washington Offices and
Barbara Jordan Conference Center
1330 G Street, NW
Washington, DC 20005
Phone: (202) 347-5270 Fax: (202) 347-5274

www.kff.org

This publication (#8180-C) is available on the
Kaiser Family Foundation website at www.kff.org.

The Kaiser Family Foundation is a non-profit private operating foundation, based in Menlo Park, California, dedicated to producing and communicating the best possible analysis and information on health issues.