



**Chartpack**

***Kaiser Health Tracking Poll: February 2011***

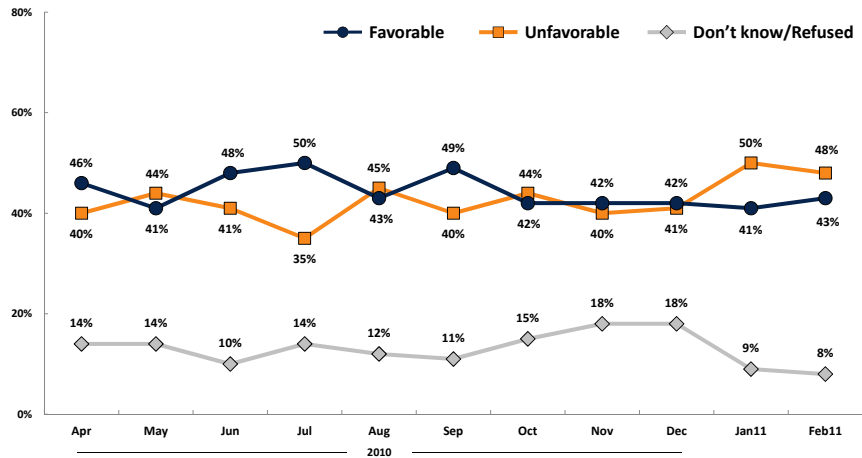
**February 2011**

---

SLIDE 1

## Views on Health Reform Remain Divided

As you may know, a health reform bill was signed into law early last year. Given what you know about the health reform law, do you have a generally favorable or generally unfavorable opinion of it?



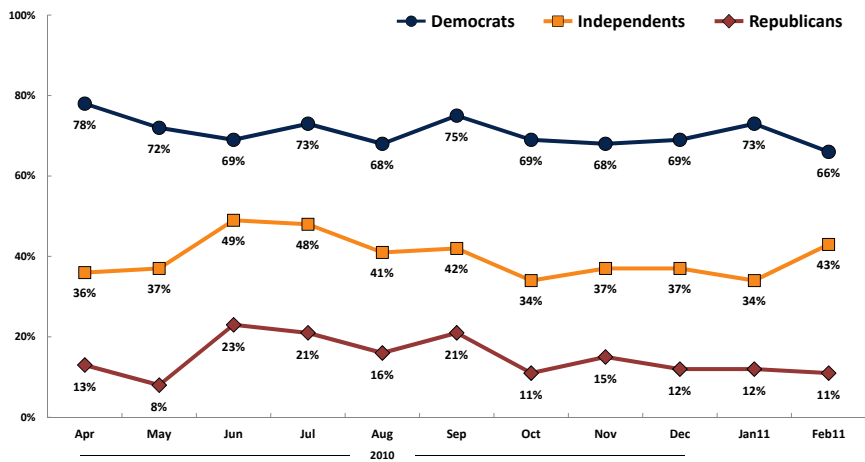
Source: Kaiser Family Foundation Health Tracking Polls



SLIDE 2

## Wide Partisan Divide in Views, Over Time

Percent who say they have a favorable opinion of the new health reform law:



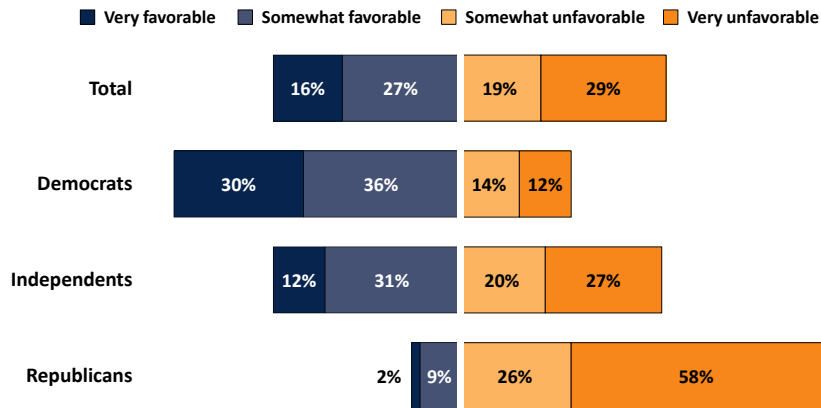
Source: Kaiser Family Foundation Health Tracking Polls



SLIDE 3

## Views on Health Reform Law Differ Sharply by Party Self-Identification

As you may know, a health reform bill was signed into law early last year. Given what you know about the health reform law, do you have a generally favorable or generally unfavorable opinion of it?



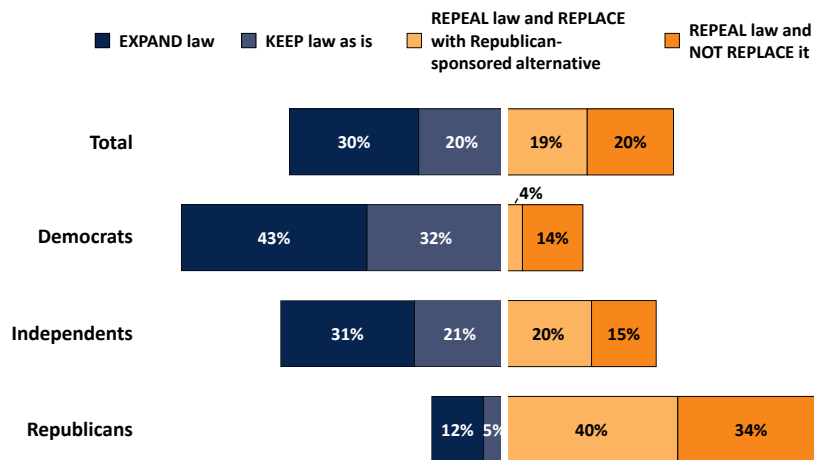
Note: Don't know/Refused answers not shown.  
Source: Kaiser Family Foundation Health Tracking Poll (conducted February 8-13, 2011)



SLIDE 4

## Still Divided as to 'What Next' for Health Reform

What would you like to see Congress do when it comes to the health care law?

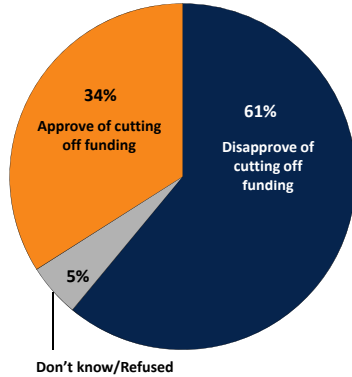


Note: Don't know/Refused answers not shown.  
Source: Kaiser Family Foundation Health Tracking Poll (conducted February 8-13, 2011)

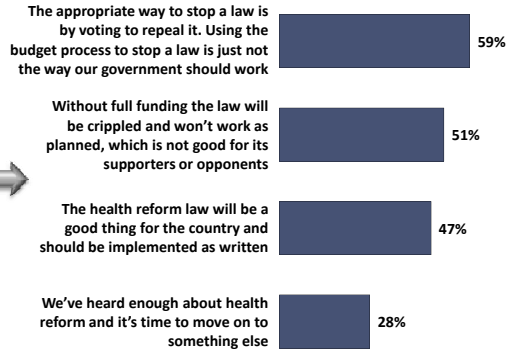


## Major Reasons For Opposing Health Reform Defunding

Whether or not you like the health reform law, would you say you approve or disapprove of cutting off funding as a way to stop some or all of health reform from being put into place?



Among the 61% who disapprove of cutting off funding: Percent who say each is a MAJOR reason why they disapprove of using the budget process to stop health reform from being implemented.



Source: Kaiser Family Foundation Health Tracking Poll (conducted February 8-13, 2011)



## Views on Defunding Among Key Groups

Some lawmakers who oppose the health reform law say that if Congress isn't able to repeal the law, they should try to stop it from being put into place by cutting off funding to implement it. Whether or not you like the health reform law, would you say you approve or disapprove of cutting off funding as a way to stop some or all of health reform from being put into place?

Percent who approve/disapprove of cutting off funding among...	Approve	Disapprove
Republicans	59%	33%
Independents	32	64
Democrats	19	78
Those with favorable view of law	16%	81%
Those with unfavorable view of law	52	42
Those who favor repeal	57%	38%
Those who would leave as is/expand	16	81

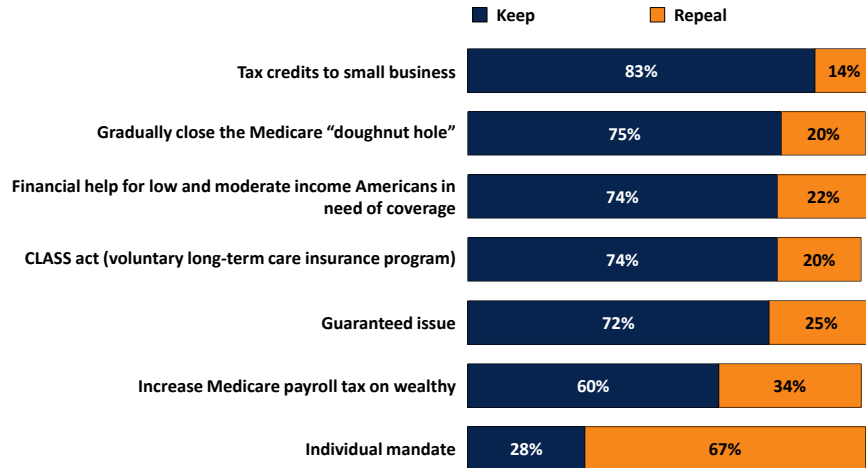
Note: Don't know/Refused answers not shown.  
Source: Kaiser Family Foundation Health Tracking Poll (conducted February 8-13, 2011)



SLIDE 7

## Majority Want to Keep Major Elements of Law, Except for Individual Mandate

I'm going to read you several elements of the health reform law. For each please tell me if you think lawmakers should keep it or repeal it.



Note: Question responses abbreviated. See Topline: <http://www.kff.org/kaiserpolls/8156.cfm> for complete wording. Don't know/Refused answers not shown.  
Source: Kaiser Family Foundation Health Tracking Poll (conducted February 8-13, 2011)



SLIDE 8

## Even Among Those Who Support Repeal, Many Want to Keep Elements of the Law

I'm going to read you several elements of the health reform law. For each please tell me if you think lawmakers should keep it or repeal it.

	Among those who want to REPEAL health reform law		Among those who want to KEEP health reform law		Democrats		Independents		Republicans	
	Keep	Repeal	Keep	Repeal	Keep	Repeal	Keep	Repeal	Keep	Repeal
Tax credits to small business	70%	26%	93%	7%	91%	7%	84%	14%	69%	27%
Gradually close the Medicare "doughnut hole"	60	35	87	10	88	10	73	22	61	33
Financial help for low and moderate income Americans in need of coverage	52	41	91	7	88	10	73	23	54	39
CLASS act (voluntary long-term care insurance program)	58	36	87	9	85	11	75	19	57	36
Guaranteed Issue	56	38	84	15	82	16	72	25	56	40
Increase Medicare payroll tax on wealthy	40	56	75	19	76	20	61	32	40	57
Individual mandate	11	85	42	52	44	51	27	69	9	86

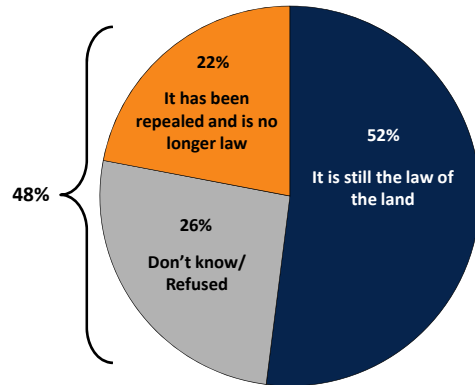
Note: Question responses abbreviated. See Topline: <http://www.kff.org/kaiserpolls/8156.cfm> for complete wording. Don't know/Refused answers not shown.  
Source: Kaiser Family Foundation Health Tracking Poll (conducted February 8-13, 2011)



SLIDE 9

## One in Five Think the Health Law Has Been Repealed, Another Quarter Not Sure

As far as you know, which comes closest to describing the current status of the health reform law that was passed last year:



Source: Kaiser Family Foundation Health Tracking Poll (conducted February 3-6, 2011)



SLIDE 10

## Who Believes the Law Has Been Repealed?

As far as you know, which comes closest to describing the current status of the health reform law that was passed last year:

Among...	It is still the law of the land	It is has been repealed and is no longer law	Don't know/Refused
Republicans	49%	30%	20%
Independents	50	25	26
Democrats	64	12	24
Those with income less than \$30,000	45%	24%	31%
Those with income between \$30,000 and \$75,000	54	26	20
Those with income above \$75,000	65	19	17
Those who have not attended college	44%	23%	34%
Those who attended college, but did not graduate	48	27	25
College graduates	70	17	13

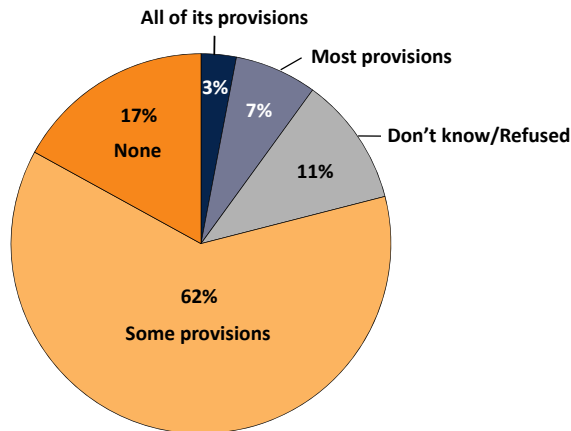
Source: Kaiser Family Foundation Health Tracking Poll (conducted February 3-6, 2011)



SLIDE 11

## Awareness of the Progress of Health Reform Implementation

As far as you know, how much of the health reform law has been put into place thus far:



Source: Kaiser Family Foundation Health Tracking Poll (conducted February 8-13, 2011)

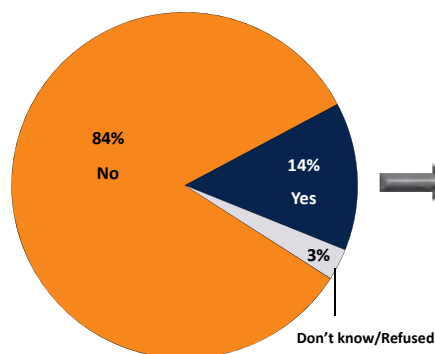


SLIDE 12

## Better Access to Care Most Commonly Cited Benefit of Law

So far, would you say you and your family have personally benefited from the health reform law, or not?

*Among the 14% who say they have benefited from the health reform law:*  
In what ways would you say you have benefited from the health reform law?



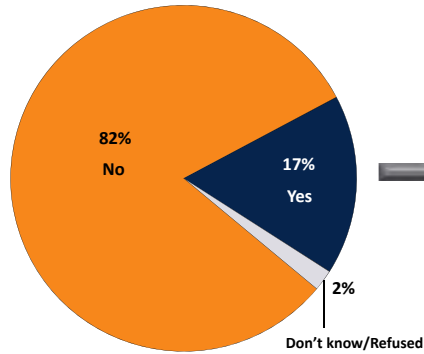
Benefit	Percent who mentioned
Access to health care	34%
Extension of dependent coverage	21
Lower health care costs	20
Help for seniors/close Medicare doughnut hole	7
Help dealing with pre-existing conditions	6
Health reform will help in general	5
Other insurance reforms	5

Note: Only responses of 3% or more shown. 'Other' and Don't know/Refused answers not shown.  
Source: Kaiser Family Foundation Health Tracking Poll (conducted February 8-13, 2011)



## Cost Most Frequently Cited Negative Effect of Law

So far, would you say you and your family have been negatively affected by the health reform law, or not?



Among the 17% who say they have been negatively affected by the health reform law: In what ways would you say you have been negatively affected by the health reform law?

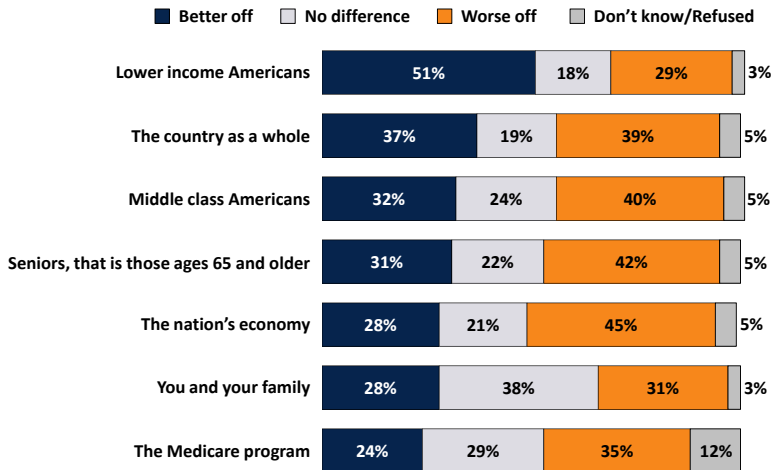
Negative Effect	Percent who mentioned
Cost	48%
Cuts to benefits/fewer options	16
Unable to get/dropped by insurance	11
Harm to Medicare/seniors	7
Angry at process/government involvement	5
Opposed to individual mandate	3
Don't want to pay for freeloaders	3

Note: Only responses of 3% or more shown. 'Other' and Don't know/Refused answers not shown.  
Source: Kaiser Family Foundation Health Tracking Poll (conducted February 8-13, 2011)



## Which Groups Benefit?

Do you think each of the following will be better off or worse off under the health reform law, or don't you think it will make much difference?



Source: Kaiser Family Foundation Health Tracking Poll (conducted February 8-13, 2011)

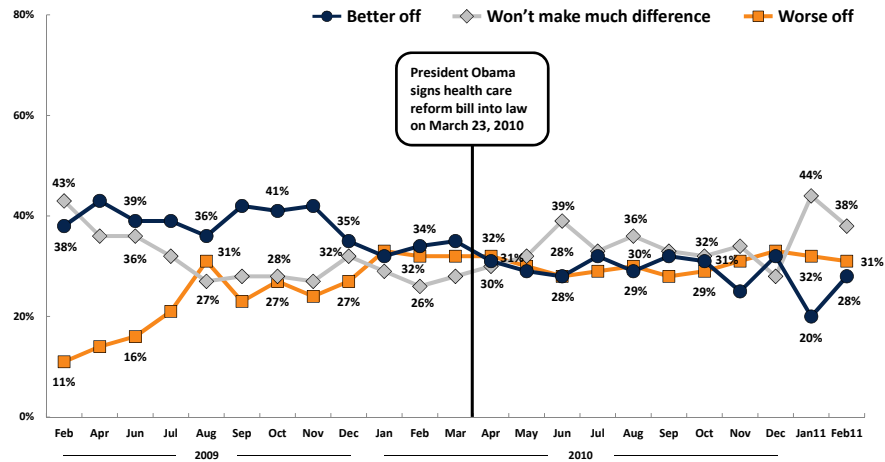




SLIDE 15

## Split on Personal Impact of Law

Do you think you and your family will be better off or worse off under the health reform law, or don't you think it will make much difference?



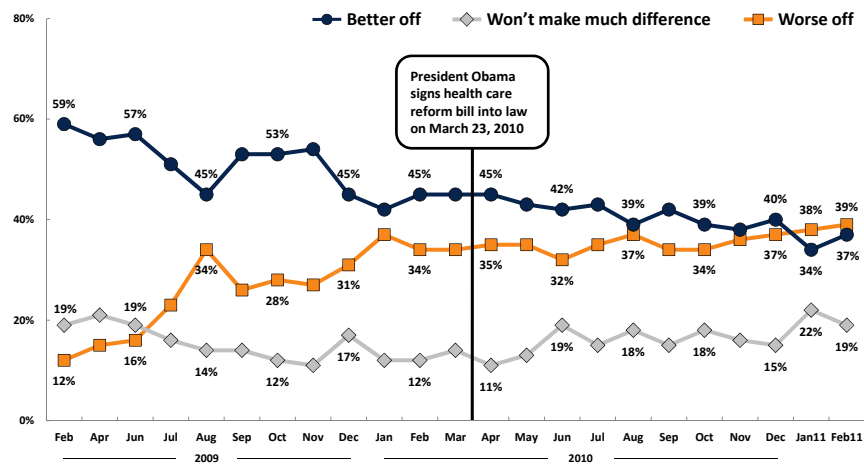
Note: "Depends" (vol.) and Don't know/Refused answers not shown.  
Source: Kaiser Family Foundation Health Tracking Polls



SLIDE 16

## No Agreement as to Whether Country Will Benefit

Do you think the country as a whole will be better off or worse off under the health reform law, or don't you think it will make much difference?

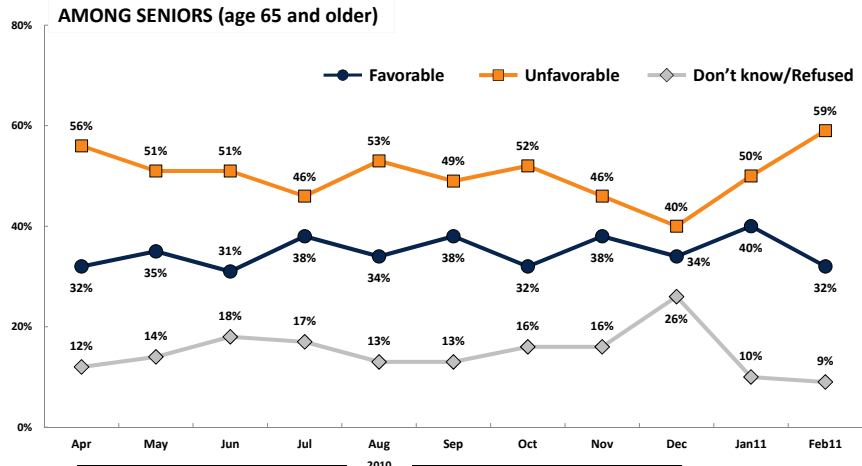


Note: "Depends" (vol.) and Don't know/Refused answers not shown.  
Source: Kaiser Family Foundation Health Tracking Polls



### Unfavorable Views Up Among Seniors, Rivaling Views After Passage

As you may know, a health reform bill was signed into law early last year. Given what you know about the health reform law, do you have a generally favorable or generally unfavorable opinion of it?

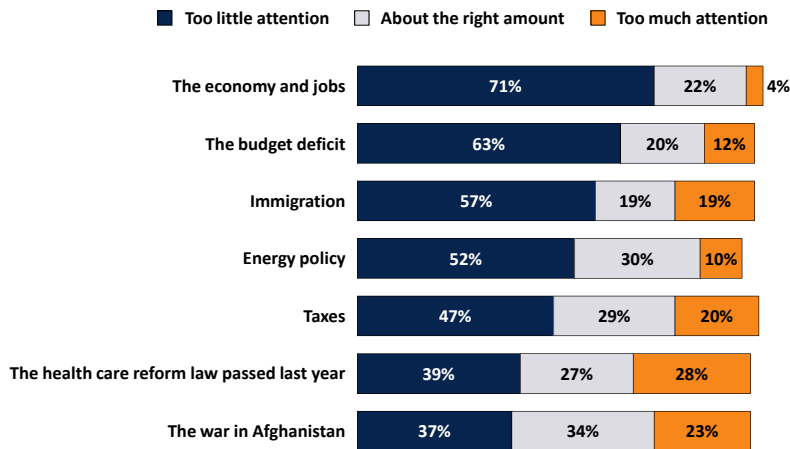


Source: Kaiser Family Foundation Health Tracking Polls



### Congress Paying Too Little Attention to Economy and Deficit

As I read you some different issues, please tell me if you think the new Congress is paying too much attention, too little attention, or about the right amount of attention to each one.

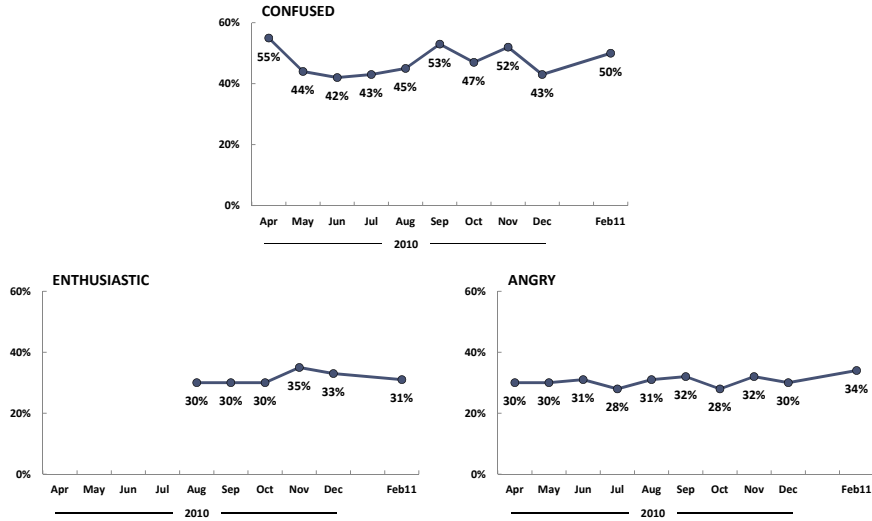


Note: Don't know/Refused answers not shown.  
Source: Kaiser Family Foundation Health Tracking Poll (conducted February 8-13, 2011)



## Confusion Ticks Back Up

Percent who say that each of the following describes their feelings about the health reform law:



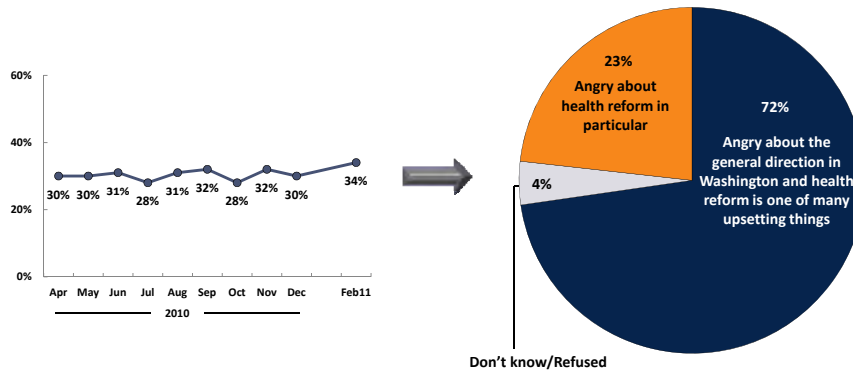
Source: Kaiser Family Foundation Health Tracking Polls



## Anger More General Than Specific to Health Reform

Percent who say that 'angry' describes their feelings about the health reform law:

Among the 34% who feel 'angry' about the health reform law: Would you say you are angry about health reform in particular, or would you say that you are angry about the general direction in Washington and health reform is one of many things upsetting you?



Source: Kaiser Family Foundation Health Tracking Polls



## Methodology

This *Kaiser Health Tracking Poll* was designed and analyzed by public opinion researchers at the Kaiser Family Foundation led by Mollyann Brodie, Ph.D., including Claudia Deane, Sarah Cho, and Theresa Boston. The survey was conducted February 8 through February 13, 2011, among a nationally representative random sample of 1,202 adults ages 18 and older. Telephone interviews conducted by landline (801) and cell phone (401, including 205 who had no landline telephone) were carried out in English and Spanish by Princeton Survey Research Associates.

Two additional items (as noted on the full topline) were fielded on a separate survey. The survey was conducted by landline and cell phone February 3 through 6, 2011 among a nationally representative random sample of 1,001 adults ages 18 and older. The survey was carried out in English by Princeton Survey Research Associates.

The margin of sampling error is plus or minus 3 percentage points for the main survey and plus or minus 4 percentage points for the smaller survey. For results based on other subgroups, the margin of sampling error may be higher. Note that sampling error is only one of many potential sources of error in this or any other public opinion poll.

“VOL” indicates that a response was volunteered by respondent, not an explicitly offered choice.

Due to rounding, percentages may not add to 100.





**The Henry J. Kaiser Family Foundation**

Headquarters  
2400 Sand Hill Road  
Menlo Park, CA 94025  
Phone: (650) 854-9400 Fax: (650) 854-4800

Washington Offices and  
Barbara Jordan Conference Center  
1330 G Street, NW  
Washington, DC 20005  
Phone: (202) 347-5270 Fax: (202) 347-5274

**[www.kff.org](http://www.kff.org)**

This publication (#8156-C) is available on the  
Kaiser Family Foundation website at [www.kff.org](http://www.kff.org).

*The Kaiser Family Foundation is a non-profit private operating foundation, based in Menlo Park, California, dedicated to producing and communicating the best possible analysis and information on health issues.*