



**Chartpack**

***Kaiser Health Tracking Poll: September 2010***

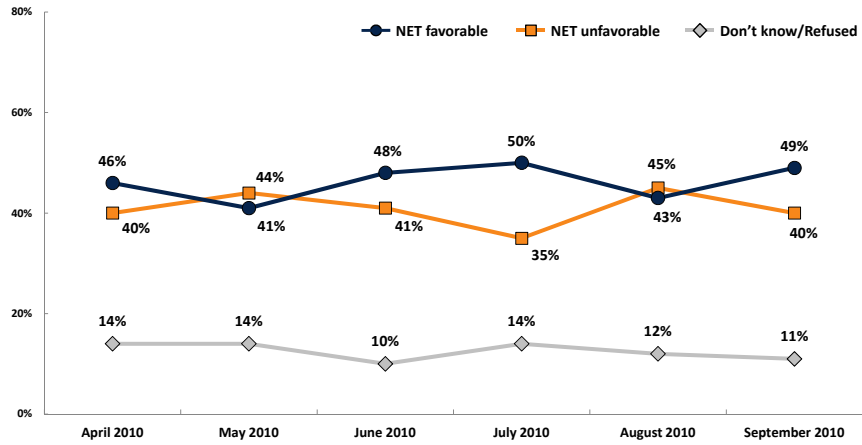
**September 2010**

---

CHART 1

### Health Reform Law Favorables Up a Notch in September

As you may know, a new health reform bill was signed into law earlier this year. Given what you know about the new health reform law, do you have a generally favorable or generally unfavorable opinion of it?



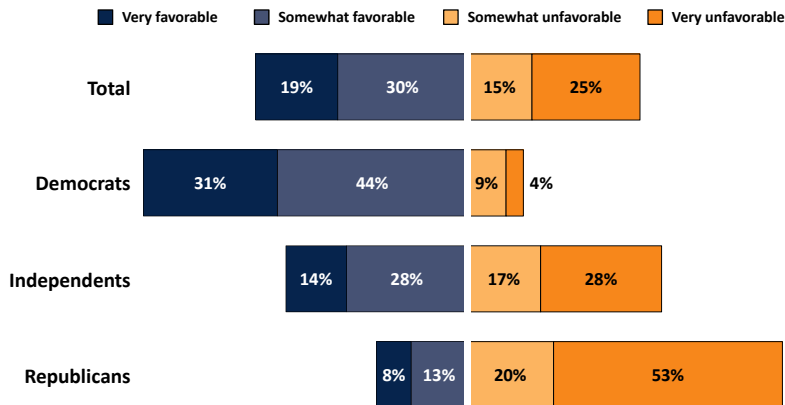
Source: Kaiser Family Foundation Health Tracking Polls



CHART 2

### Views on Health Reform Law Continue to be Strongly Partisan

As you may know, a new health reform bill was signed into law earlier this year. Given what you know about the new health reform law, do you have a generally favorable or generally unfavorable opinion of it?



Note: Don't know/Refused answers not shown.

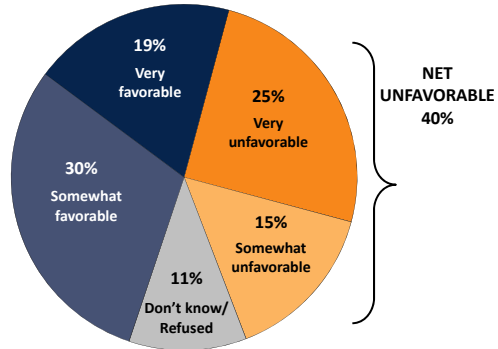
Source: Kaiser Family Foundation Health Tracking Poll (conducted September 14-19, 2010)



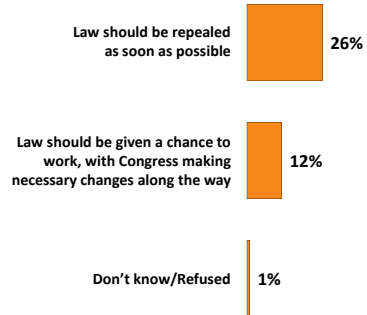
CHART 3

## Overall, Roughly One in Four Back Repeal

As you may know, a new health reform bill was signed into law earlier this year. Given what you know about the new health reform law, do you have a generally favorable or generally unfavorable opinion of it?



Given that you have an unfavorable view of the health reform law, which comes closer to your view of what should happen now:



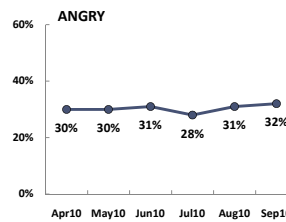
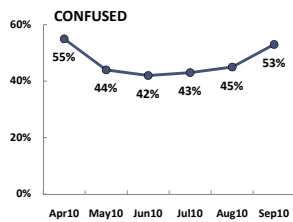
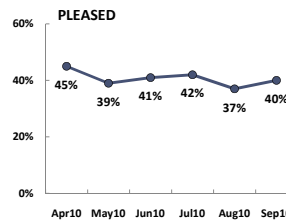
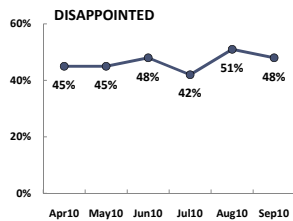
Source: Kaiser Family Foundation Health Tracking Poll (conducted September 14-19, 2010)



CHART 4

## Emotional Reactions to Health Reform: Confusion on Rise

Percent who say that each of the following describes their feelings about the health reform law:



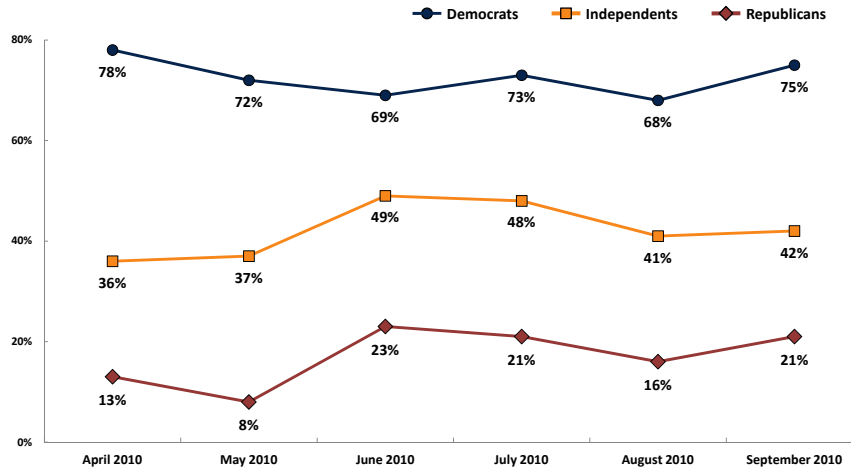
Source: Kaiser Family Foundation Health Tracking Polls



CHART 5

### Independents' Support Falls Midway Between Democrats and Republicans

Percent who say they have a favorable opinion of the new health reform law:



Source: Kaiser Family Foundation Health Tracking Polls



CHART 6

### Partisan-Leaning Independents Look Like Democrats, Republicans

As you may know, a new health reform bill was signed into law earlier this year. Given what you know about the new health reform law, do you have a generally favorable or generally unfavorable opinion of it?

	All	Dem.	Ind. Lean Dem.	Ind. Doesn't lean	Ind. Lean Rep.	Rep.
Favorable	49%	75%	64%	42%	19%	21%
Unfavorable	40	13	18	44	76	73
Don't know/Refused	11	12	19	15	5	6

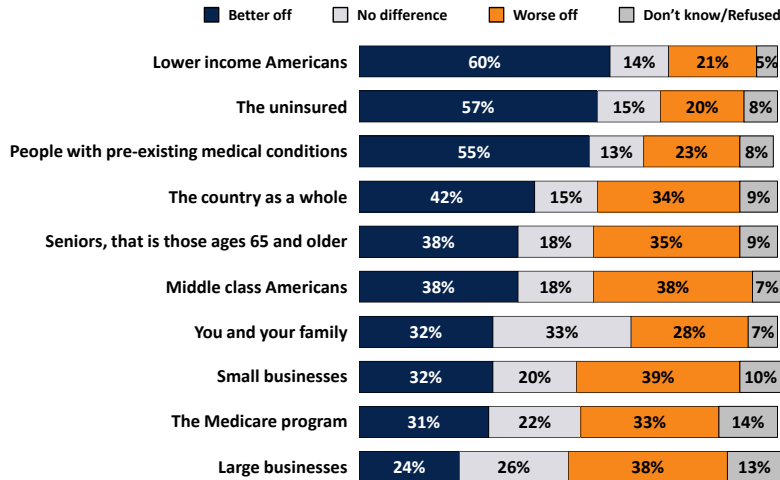
Source: Kaiser Family Foundation Health Tracking Poll (conducted September 14-19, 2010)



CHART 7

## Which Groups Benefit?

Do you think each of the following will be better off or worse off under the new health reform law, or don't you think it will make much difference?



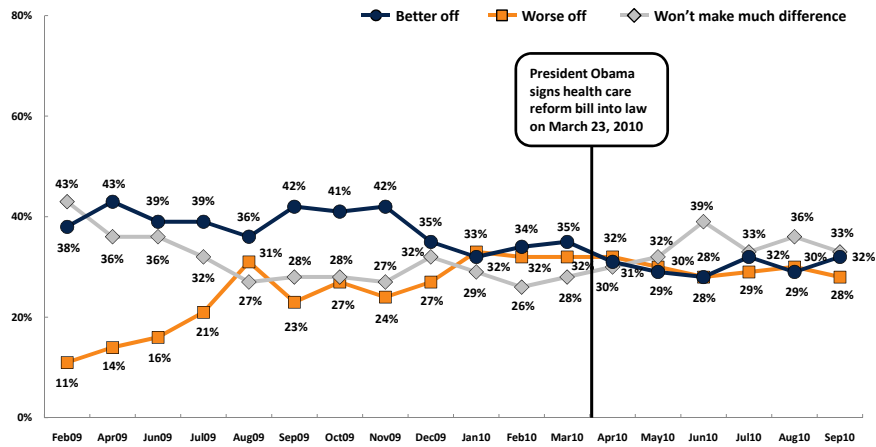
Note: Various items asked of half sample.  
Source: Kaiser Family Foundation Health Tracking Poll (conducted September 14-19, 2010)



CHART 8

## Americans Remain Divided as to Personal Impact

Do you think you and your family will be better off or worse off under the new health reform law, or don't you think it will make much difference?



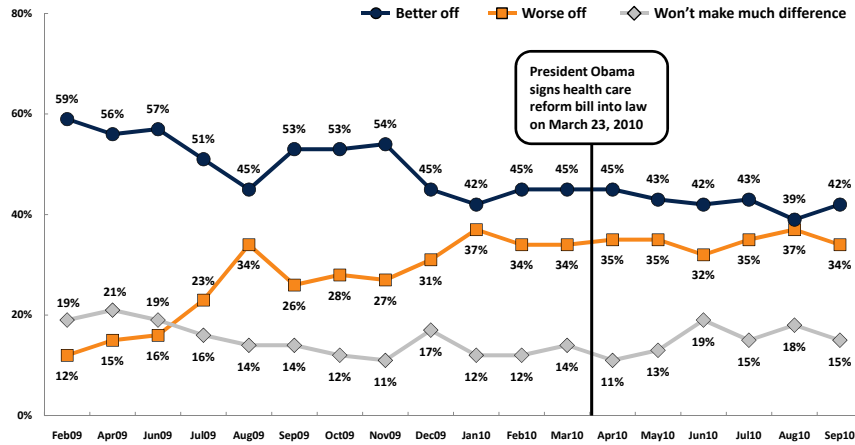
Note: "Depends" (vol.) and Don't know/Refused answers not shown.  
Source: Kaiser Family Foundation Health Tracking Polls



CHART 9

### Small Gap Between Those Seeing National Benefit vs. Harm

Do you think the country as a whole will be better off or worse off under the new health reform law, or don't you think it will make much difference?



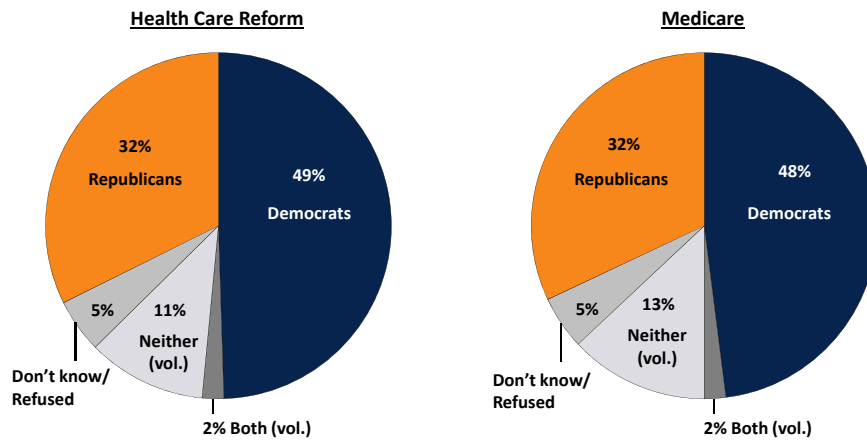
Note: "Depends" (vol.) and Don't know/Refused answers not shown.  
Source: Kaiser Family Foundation Health Tracking Polls



CHART 10

### Democrats Hold Advantage on Health Reform, Medicare Going Forward

Overall, which party, the Democrats or the Republicans, do you trust to do a better job handling each of the following going forward?



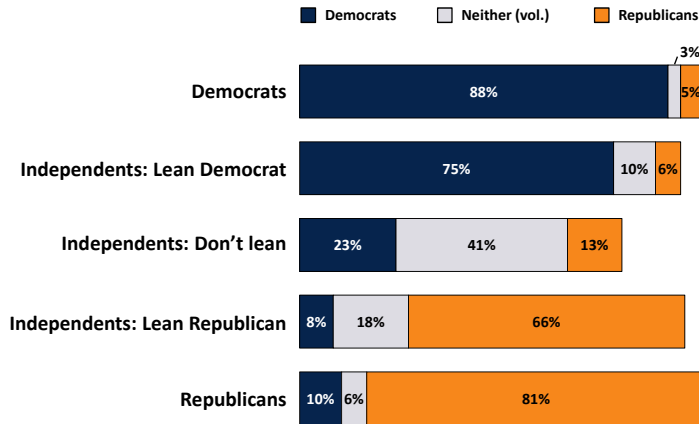
Source: Kaiser Family Foundation Health Tracking Poll (conducted September 14-19, 2010)



CHART 11

### Which Party Does Public Feel Will Do A Better Job?

Overall, which party, the Democrats or the Republicans, do you trust to do a better job handling health care reform going forward?



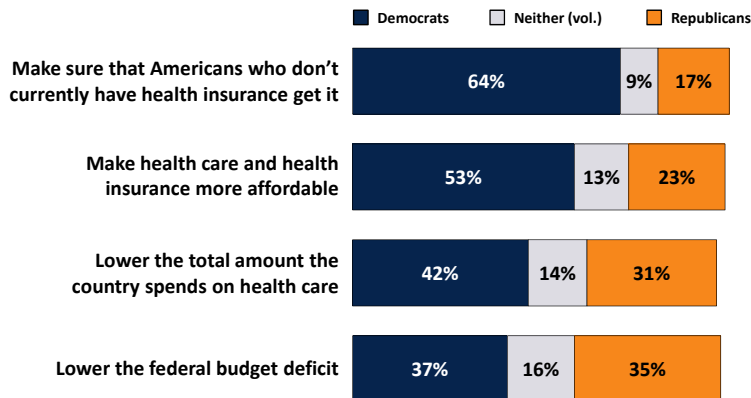
Note: "Both" (vol.) and Don't know/Refused answers not shown.  
 Source: Kaiser Family Foundation Health Tracking Poll (conducted September 14-19, 2010)



CHART 12

### Democrats Get Credit on Coverage, Affordability. Less So on Spending.

Which party, the Democrats or the Republicans, would you say has done more to:



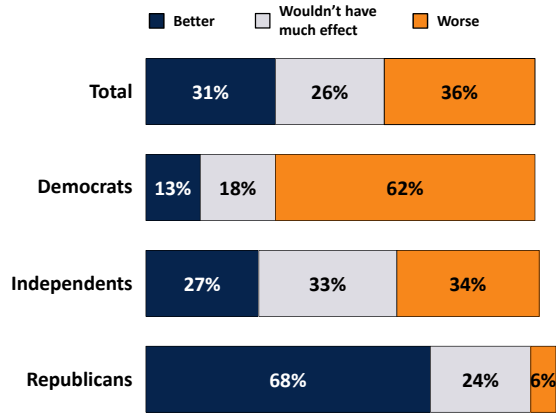
Note: "Both" (vol.) and Don't know/Refused answers not shown.  
 Source: Kaiser Family Foundation Health Tracking Poll (conducted September 14-19, 2010)



CHART 13

### Health Reform and A Republican Congress, by Party ID

If the Republicans take control of Congress from the Democrats this November, do you think the actions they would take on health care reform would make the nation's health care system better, worse, or wouldn't have much effect?



Note: \*They would take on health reform (vol.) and Don't know/Refused answers not shown.  
Source: Kaiser Family Foundation Health Tracking Poll (conducted September 14-19, 2010)

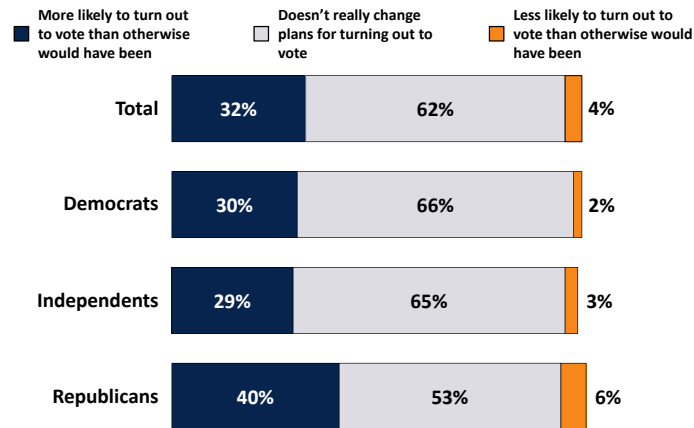


CHART 14

### A Third of Voters Motivated to Polls by Health Reform

Does the fact that Congress passed health care reform this year make you:

AMONG REGISTERED VOTERS



Note: Don't vote, Don't plan to vote, and Don't know/Refused answers not shown.  
Source: Kaiser Family Foundation Health Tracking Poll (conducted September 14-19, 2010)

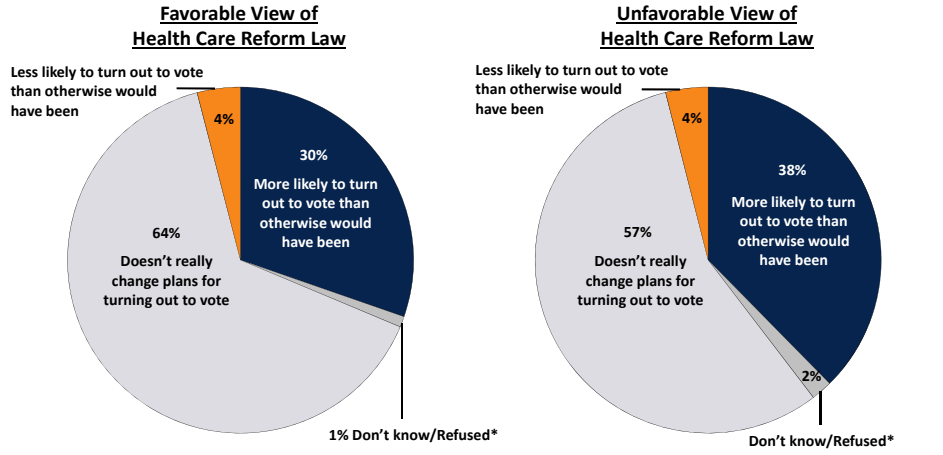




### Four in Ten Opponents, Three in Ten Supporters, Motivated to Vote by Reform Law

Does the fact that Congress passed health care reform this year make you:

**AMONG REGISTERED VOTERS**



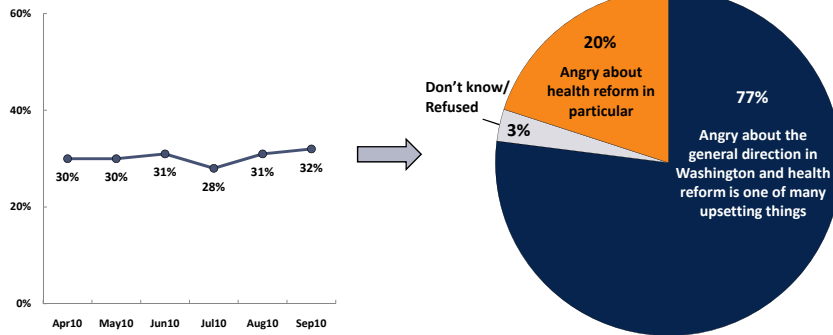
\* Don't know/Refused includes Don't vote, Don't plan to vote, and Don't know/Refused responses.  
 Source: Kaiser Family Foundation Health Tracking Poll (conducted September 14-19, 2010)



### Anger More General Than Specific to Health Reform

Percent who say that angry describes their feelings about the health reform law:

*Among the 32% who feel 'angry' about the health reform law: Would you say you are angry about health reform in particular, or would you say that you are angry about the general direction in Washington and health reform is one of many things upsetting you?*



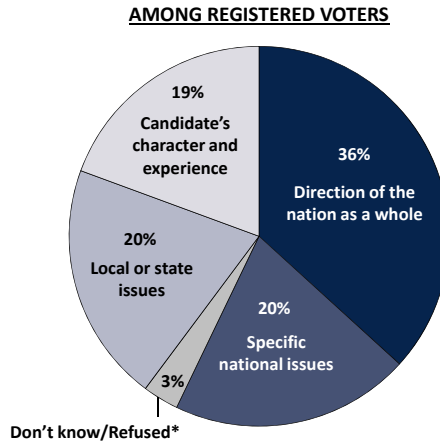
Source: Kaiser Family Foundation Health Tracking Poll (conducted September 14-19, 2010)



CHART 17

## Direction of the Country Most Important Factor in Vote

What will make the biggest difference in how you vote for Congress in your district:



\* Don't know/Refused includes Don't vote/don't plan to vote, All, None/other, and Don't know/Refused responses.  
Source: Kaiser Family Foundation Health Tracking Poll (conducted September 14-19, 2010)



CHART 18

## Economy Leads the List of Voting Issues

Of the issues you said would be extremely important to your vote for Congress in November, which one would you say will be most important?

**AMONG REGISTERED VOTERS**

Most important issue to their vote	All	Dem.	Ind.	Rep.
The economy and jobs	37%	45%	30%	30%
Health care reform	10	10	6	12
Dissatisfaction with government	10	2	14	17
The budget deficit	8	5	11	11
The war in Afghanistan	5	6	4	3
Immigration	5	3	4	7
The Gulf Coast oil spill	2	3	3	1
Energy policy	2	3	3	1

Note: None/Other, Not voting, and Don't know/Refused responses not shown.  
Source: Kaiser Family Foundation Health Tracking Poll (conducted September 14-19, 2010)



CHART 19

## Importance of a Congressional Candidate's Position on Health Reform

Which comes closest to describing the importance of a candidate's position on health reform to your vote choice:

AMONG REGISTERED VOTERS

Importance of candidate's position on vote choice:	All	Dem.	Ind.	Rep.
The deciding factor in your vote	10%	11%	7%	11%
A major factor in determining your vote	45	44	41	52
A minor factor in determining your vote	31	29	39	26
Not a very important factor in determining your vote	12	14	12	9

Note: Don't vote, Don't plan to vote, and Don't know/Refused answers not shown.  
Source: Kaiser Family Foundation Health Tracking Poll (conducted September 14-19, 2010)

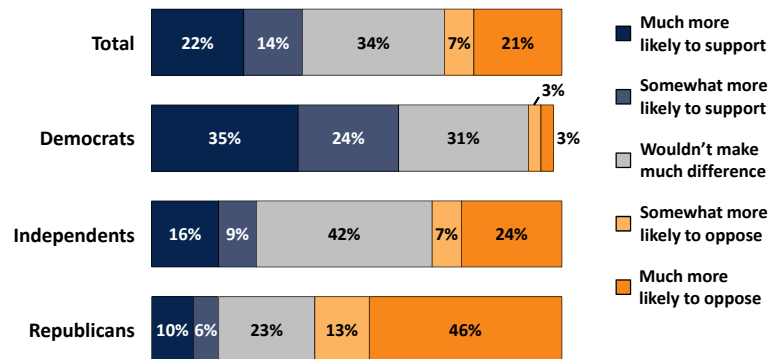


CHART 20

## Congressperson's Health Care Vote A Plus for Some, A Minus for Others

Say a candidate for Congress voted for the health reform law. Would that make you more likely to support that candidate for Congress, more likely to oppose that candidate for Congress, or wouldn't it make much difference in your vote?

AMONG REGISTERED VOTERS



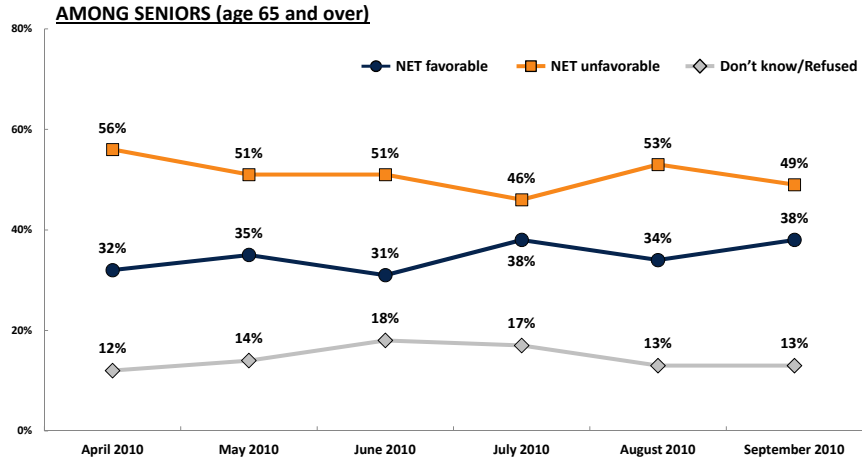
Note: Don't vote, Don't plan to vote, and Don't know/Refused answers not shown.  
Source: Kaiser Family Foundation Health Tracking Poll (conducted September 14-19, 2010)



CHART 21

### Views on Health Reform Law Among Seniors, Over Time

As you may know, a new health reform bill was signed into law earlier this year. Given what you know about the new health reform law, do you have a generally favorable or generally unfavorable opinion of it?

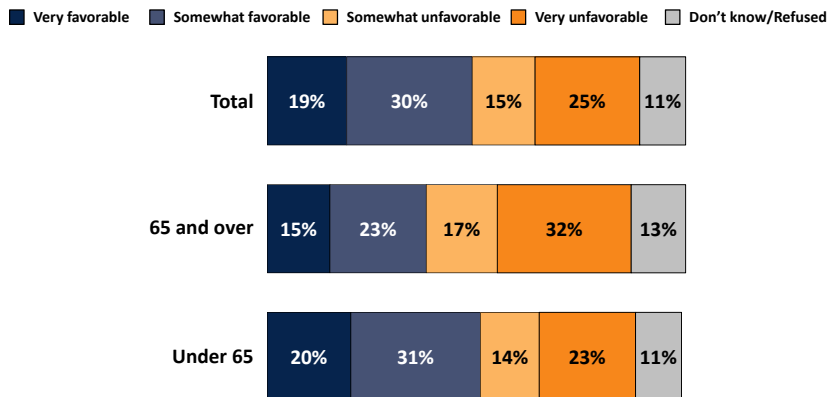


Source: Kaiser Family Foundation Health Tracking Polls

CHART 22

### Views on Health Reform Law, by Age

As you may know, a new health reform bill was signed into law earlier this year. Given what you know about the new health reform law, do you have a generally favorable or generally unfavorable opinion of it?

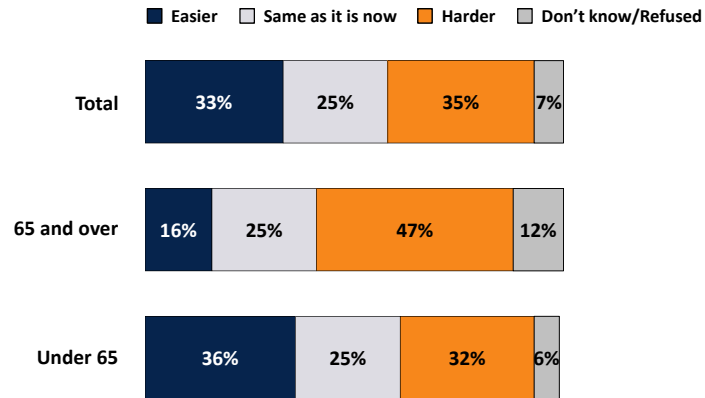


Source: Kaiser Family Foundation Health Tracking Poll (conducted September 14-19, 2010)

CHART 23

### Many Seniors Anticipate Problems Getting Needed Services Under Medicare

With the new health reform law, do you think it will be easier, harder or about the same as it is now for the average person on Medicare to get the health care services they need?



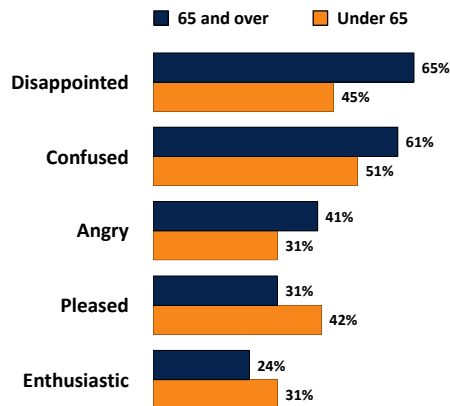
Source: Kaiser Family Foundation Health Tracking Poll (conducted September 14-19, 2010)



CHART 24

### Emotional Reactions to Health Reform: By Age

Percent who say that each of the following describes their feelings about the health reform law:



Source: Kaiser Family Foundation Health Tracking Poll (conducted September 14-19, 2010)



CHART 25

## Seniors' Familiarity with Medicare Provisions in Health Reform Law

ELEMENTS THAT ARE INCLUDED IN THE HEALTH REFORM LAW			
AMONG SENIORS (ages 65 and older): To the best of your knowledge, would you say the new law does or does not do each of the following?			
	Yes	No	Dk/Ref.
Increase the premiums some higher income people on Medicare pay to receive coverage for doctor visits and prescription drugs	48%	27%	25%
Limit future increases in Medicare payments to providers	47	27	26
Increase Medicare payroll tax on upper income Americans	46	25	29
Gradually close the Medicare "doughnut hole"	43	27	30
Reduce Medicare payments to private plans, also known as Medicare Advantage plans, that provide coverage to some people on Medicare	41	25	34
Eliminate co-pays and deductibles that people previously had to pay for many preventive services under Medicare	27	42	31
Provide a bonus to physicians who provide primary care services to people on Medicare	24	41	36
ELEMENTS THAT ARE NOT INCLUDED IN THE HEALTH REFORM LAW			
AMONG SENIORS (ages 65 and older): To the best of your knowledge, would you say the new law does or does not do each of the following?			
	Yes	No	Dk/Ref.
Cut payments to doctors who see Medicare patients	39	35	25
Cut benefits that were previously provided to all people on Medicare	38	37	25
Allow a government panel to make decisions about end-of-life care for people on Medicare	30	48	22

Question wording abbreviated. See Topline: <http://www.kff.org/kaiserpolls/8104.cfm> for full question wording.  
Source: Kaiser Family Foundation Health Tracking Poll (conducted September 14-19, 2010)

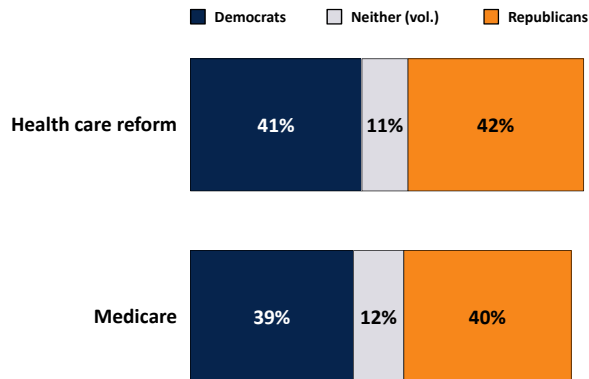


CHART 26

## Which Party Do Seniors Feel Will Do A Better Job?

Overall, which party, the Democrats or the Republicans, do you trust to do a better job handling each of the following going forward?

AMONG SENIORS (ages 65 and over)



Note: "Both" (vol.) and Don't know/Refused answers not shown.  
Source: Kaiser Family Foundation Health Tracking Poll (conducted September 14-19, 2010)



## Methodology

This *Kaiser Health Tracking Poll* was designed and analyzed by public opinion researchers at the Kaiser Family Foundation led by Mollyann Brodie, Ph.D., including Claudia Deane, Sarah Cho, and Theresa Boston. The survey was conducted September 14 through September 19, 2010, among a nationally representative random sample of 1,200 adults ages 18 and older, including 1,081 adults who say they are registered to vote. Telephone interviews conducted by landline (798) and cell phone (402, including 161 who had no landline telephone) were carried out in English and Spanish by Princeton Survey Research Associates.

The margin of sampling error for the total sample is plus or minus 3 percentage points. Margin of sampling error for registered voters is plus or minus 3 percentage points. And for seniors, the margin of sampling error is plus or minus 7 percentage points. For results based on other subgroups, the margin of sampling error may be higher. Note that sampling error is only one of many potential sources of error in this or any other public opinion poll.

“VOL” indicates that a response was volunteered by respondent, not an explicitly offered choice.

Due to rounding, percentages may not add to 100.





**The Henry J. Kaiser Family Foundation**

Headquarters  
2400 Sand Hill Road  
Menlo Park, CA 94025  
Phone: (650) 854-9400 Fax: (650) 854-4800

Washington Offices and  
Barbara Jordan Conference Center  
1330 G Street, NW  
Washington, DC 20005  
Phone: (202) 347-5270 Fax: (202) 347-5274

**[www.kff.org](http://www.kff.org)**

This publication (#8104-C) is available on the  
Kaiser Family Foundation website at [www.kff.org](http://www.kff.org).

*The Kaiser Family Foundation is a non-profit private operating foundation, based in Menlo Park, California, dedicated to producing and communicating the best possible analysis and information on health issues.*