



Chartpack

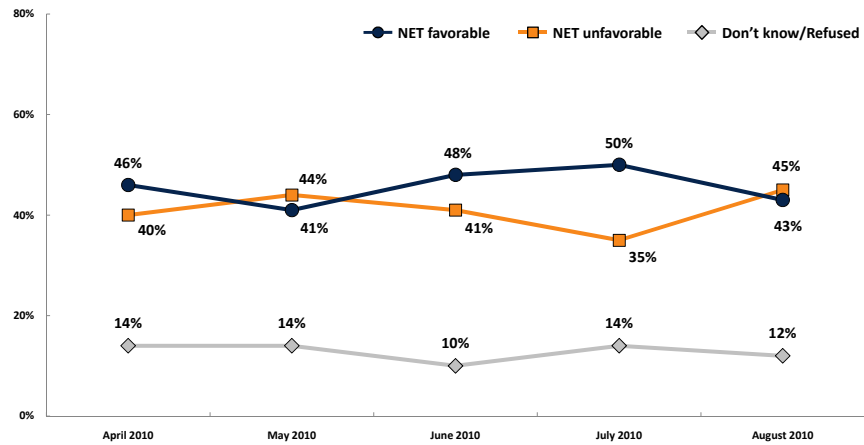
Kaiser Health Tracking Poll: August 2010

August 2010

CHART 1

Views on Health Reform Back to an Even Split

As you may know, a new health reform bill was signed into law earlier this year. Given what you know about the new health reform law, do you have a generally favorable or generally unfavorable opinion of it?



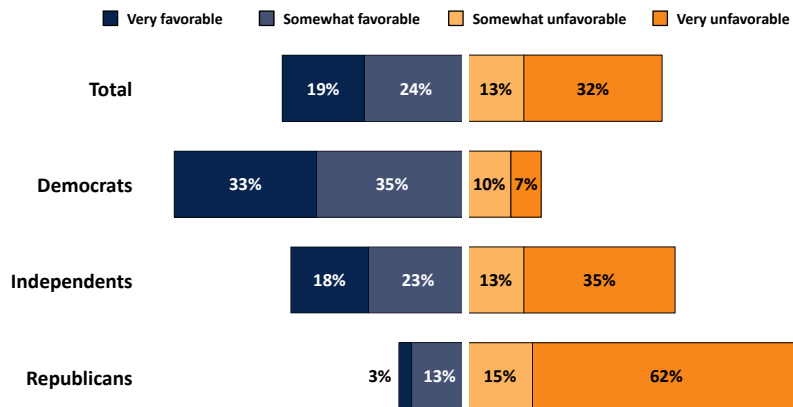
Source: Kaiser Family Foundation Health Tracking Polls



CHART 2

Views on Health Reform Continue to be Strongly Partisan

As you may know, a new health reform bill was signed into law earlier this year. Given what you know about the new health reform law, do you have a generally favorable or generally unfavorable opinion of it?



Note: Don't know/Refused answers not shown.

Source: Kaiser Family Foundation Health Tracking Poll (conducted August 16-22, 2010)

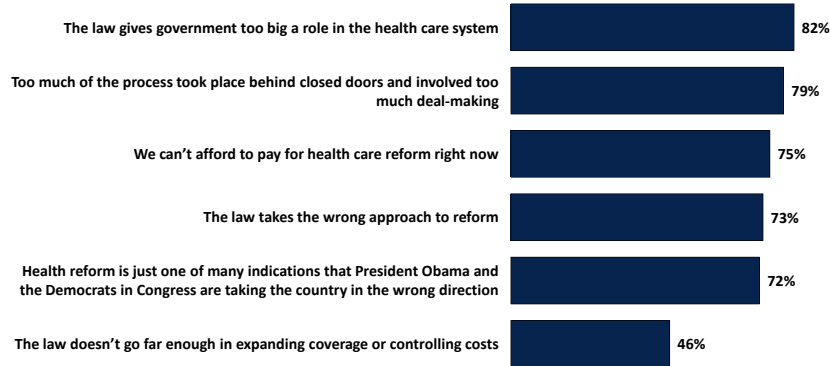


CHART 3

Negative Views Driven by Many Factors

I'm going to read some reasons people give for viewing the law unfavorably. After I read each one, please tell me if it is a major reason, a minor reason, or not a reason why you yourself have an unfavorable view of the law.

AMONG THOSE WHO OPPOSE THE HEALTH CARE LAW, percent who say each is a MAJOR reason for opposing:



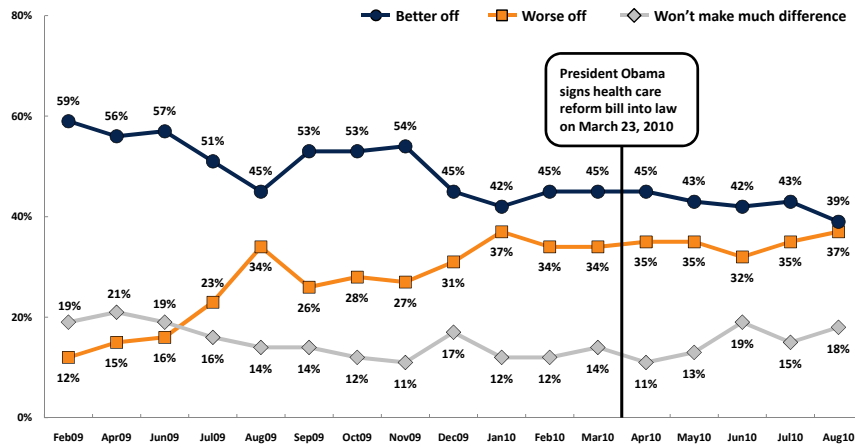
Source: Kaiser Family Foundation Health Tracking Poll (conducted August 16-22, 2010)



CHART 4

Narrowing Gap Between Those Seeing National Benefit vs. Harm

Do you think the country as a whole will be better off or worse off under the new health reform law, or don't you think it will make much difference?



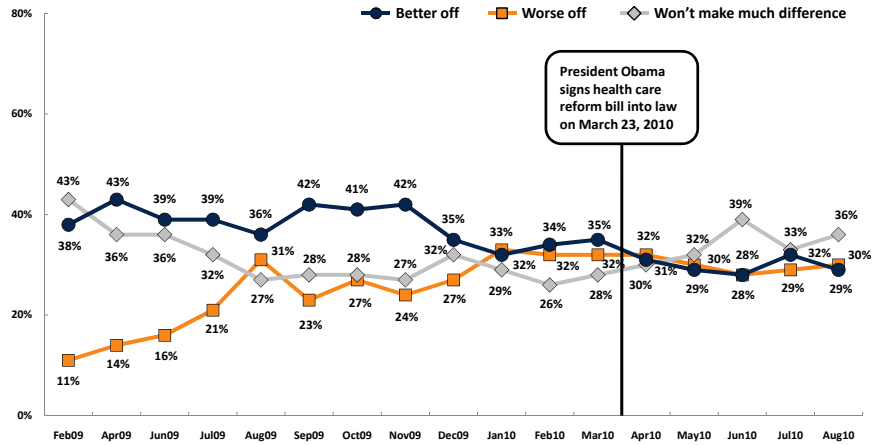
Note: "Depends" (vol.) and Don't know/Refused answers not shown.
Source: Kaiser Family Foundation Health Tracking Polls



CHART 5

Americans Remain Divided as to Personal Impact

Do you think you and your family will be better off or worse off under the new health reform law, or don't you think it will make much difference?



Note: "Depends" (vol.) and Don't know/Refused answers not shown.
Source: Kaiser Family Foundation Health Tracking Polls

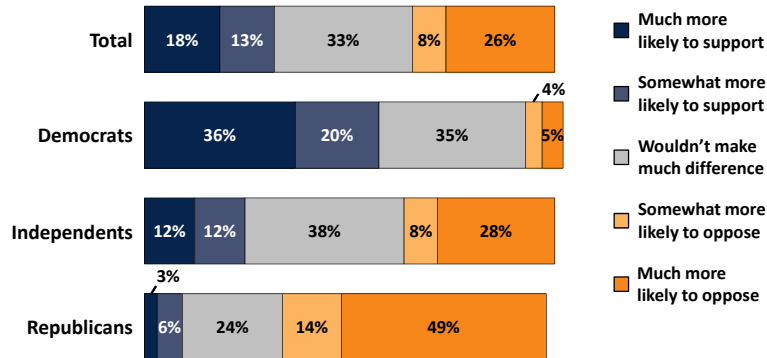


CHART 6

Congressperson's Health Care Vote A Plus for Some, A Minus for Others

Say a candidate for Congress voted for the health reform law. Would that make you more likely to support that candidate for Congress, more likely to oppose that candidate for Congress, or wouldn't it make much difference in your vote?

AMONG REGISTERED VOTERS



Note: Don't know/Refused answers not shown.
Source: Kaiser Family Foundation Health Tracking Poll (conducted August 16-22, 2010)



CHART 7

Health Reform Ranks Somewhat Higher as Voting Issue for Democrats

Of the issues you said would be extremely important to your vote for Congress in November, which one would you say will be most important?

AMONG REGISTERED VOTERS

Most important issue to their vote	All	Dem.	Ind.	Rep.
The economy and jobs	28%	34%	28%	21%
Dissatisfaction with government	15	7	15	22
<i>Health care reform</i>	<i>11</i>	<i>17</i>	<i>8</i>	<i>9</i>
The budget deficit	9	4	12	9
Immigration	6	5	8	6
The war in Afghanistan	5	3	4	7
Energy policy	1	2	2	*
The Gulf Coast oil spill	1	–	1	3

Note: Asked of half sample. None/Other, Not voting, and Don't know/Refused responses not shown.
Source: Kaiser Family Foundation Health Tracking Poll (conducted August 16-22, 2010)



CHART 8

The Economy Dominates List of Issues Voters Want to Hear About

Thinking about the campaigns for the U.S. House and Senate this fall, what two issues would you most like to hear your Congressional candidates talk about?
{open-ended}

AMONG REGISTERED VOTERS



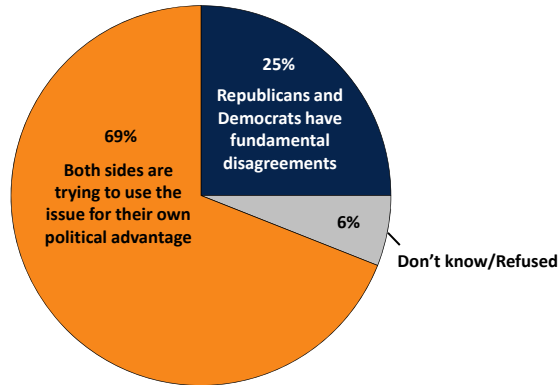
Note: Asked of half sample. Other and Don't know/Refused not shown. Size of words proportional to frequency of response.
Source: Kaiser Family Foundation Health Tracking Poll (conducted August 16-22, 2010)



CHART 9

Americans See Political More Than Policy Disagreements

To the extent that candidates for Congress from different parties are still debating the merits of the health reform law, do you think this is more because Republicans and Democrats fundamentally disagree about the right policy for the country, or more because both sides are trying to use the issue for their own political advantage?



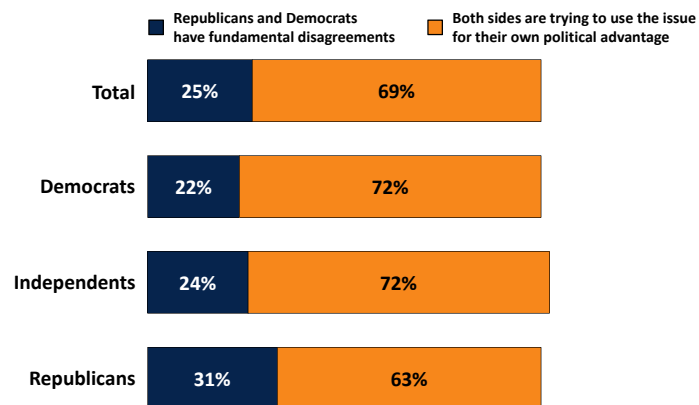
Source: Kaiser Family Foundation Health Tracking Poll (conducted August 16-22, 2010)



CHART 10

Continuing Disagreement about Policy or Politics: By Party ID

To the extent that candidates for Congress from different parties are still debating the merits of the health reform law, do you think this is more because Republicans and Democrats fundamentally disagree about the right policy for the country, or more because both sides are trying to use the issue for their own political advantage?



Note: Don't know/Refused answers not shown.

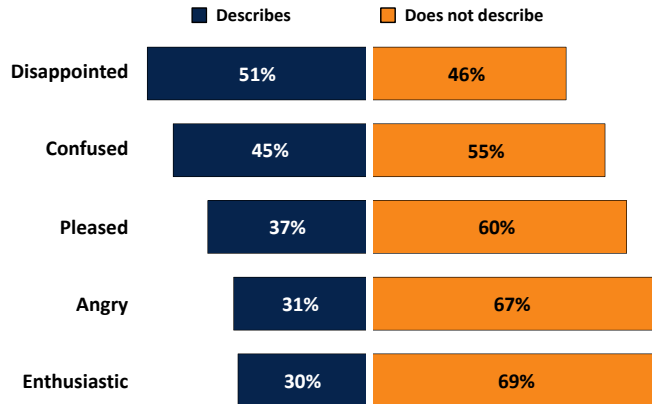
Source: Kaiser Family Foundation Health Tracking Poll (conducted August 16-22, 2010)



CHART 11

Disappointment Most Common; Enthusiasm and Anger Balance Out

Please tell me if each of the following does or does not describe your own feelings about the health reform law.



Note: Don't know/Refused answers not shown.
Source: Kaiser Family Foundation Health Tracking Poll (conducted August 16-22, 2010)

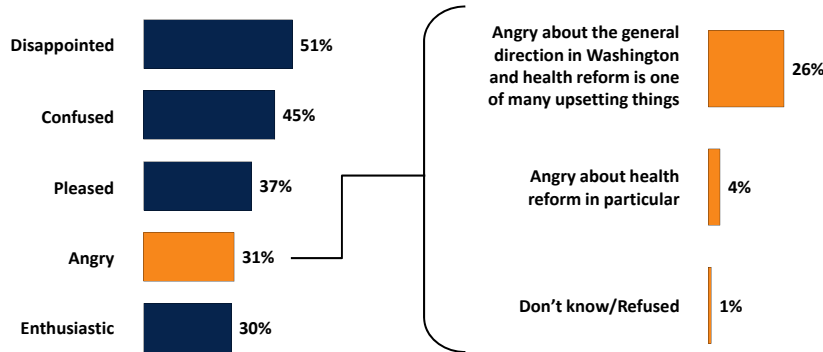


CHART 12

Anger More General Than Specific to Health Reform

Percent who say that each of the following does describe their feelings about the health reform law:

Would you say you are angry about health reform in particular, or would you say that you are angry about the general direction in Washington and health reform is one of many things upsetting you?



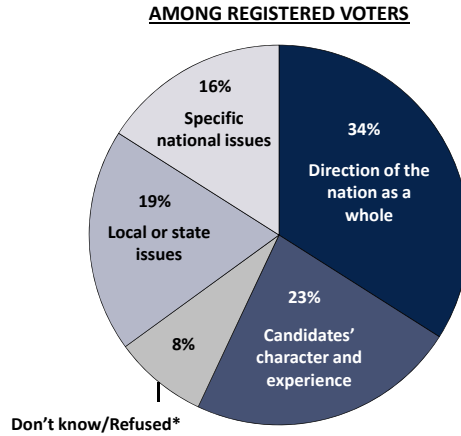
Source: Kaiser Family Foundation Health Tracking Poll (conducted August 16-22, 2010)



CHART 13

Direction of the Country Most Important Factor in Vote

What will make the biggest difference in how you vote for Congress in your district:



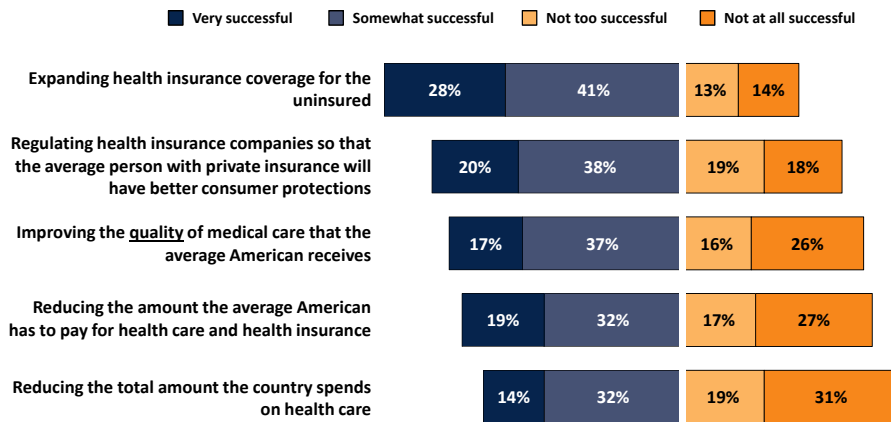
* Don't know/Refused includes Don't vote/don't plan to vote, All, None/other, and Don't know/Refused responses.
 Source: Kaiser Family Foundation Health Tracking Poll (conducted August 16-22, 2010)



CHART 14

Public Expects Success in Expanding Coverage, Less So on Limiting Cost

Please tell me how successful, if at all, you expect the new health reform law to be in accomplishing each of the following goals.



Note: Don't know/Refused answers not shown.
 Source: Kaiser Family Foundation Health Tracking Poll (conducted August 16-22, 2010)



CHART 15

Many Short Term Deliverables Remain Appealing

For each element I name, please tell me whether it makes you feel more favorably toward the law, less favorably toward the law, or doesn't it make much difference either way.

ELEMENTS OF HEALTH REFORM LAW SCHEDULED TO BE IMPLEMENTED WITHIN THE NEXT YEAR			
	More favorably	No difference	Less favorably
Guaranteed issue for children	72%	8%	19%
Tax credits to small business	71	16	11
No cost-sharing for preventive services in new plans	70	17	11
Prohibit rescission except in cases of customer fraud	68	15	15
Gradually close the Medicare "doughnut hole"	64	19	14
High-risk pool for individuals with pre-existing conditions	61	16	20
Medical loss ratio	57	20	21
Eliminate caps on lifetime benefits	56	13	26
Extend dependent coverage until age 26	53	18	26
Federal reviews of health plan premium increases	49	22	27
Limit increases in Medicare provider payments	43	20	34

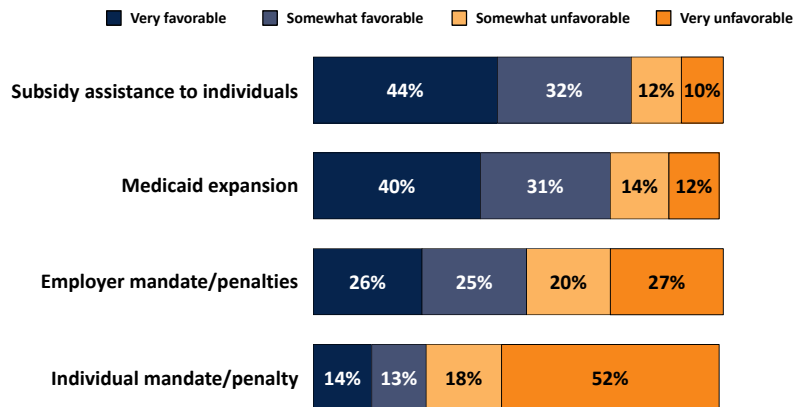
Note: Items asked of half sample. Question wording abbreviated. See Topline: <http://www.kff.org/kaiserpolls/8093.cfm> for full question wording. Don't know/Refused answers not shown.
Source: Kaiser Family Foundation Health Tracking Poll (conducted August 16-22, 2010)



CHART 16

Expanding Coverage Popular; Individual Mandate Not

I'm going to read a short list of elements of the health reform law that are scheduled to be implemented further in the future. Please tell me whether your opinion of it is...



Note: Question responses abbreviated. See Topline: <http://www.kff.org/kaiserpolls/8093.cfm> for full question wording. Don't know/Refused answers not shown.

Source: Kaiser Family Foundation Health Tracking Poll (conducted August 16-22, 2010)



CHART 17

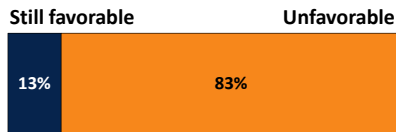
Views on Individual Mandate Negative but Somewhat Malleable

Please tell me whether your opinion of requiring nearly all Americans to have health insurance or else pay a fine is favorable or unfavorable:



Those favorable about the law were asked:

What if you heard that requiring all Americans to have health insurance could mean that some people would be required to buy health insurance that they find too expensive or did not want? Would you still have a favorable view?



Those unfavorable about the law were asked:

What if you heard that without such a requirement, the cost of health insurance would rise substantially for many people? Would you still have an unfavorable view?



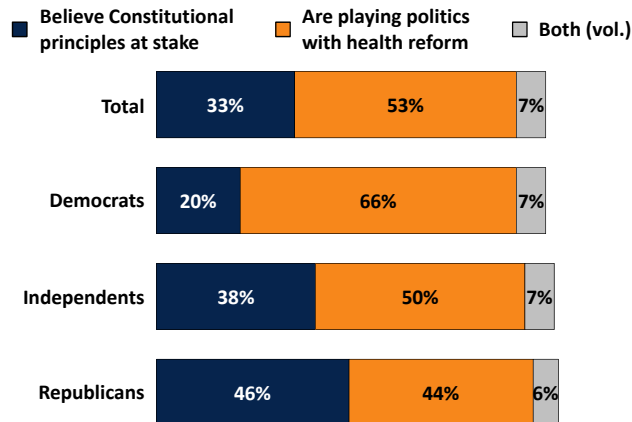
Note: Don't know/Refused answers not shown.
Source: Kaiser Family Foundation Health Tracking Poll (conducted August 16-22, 2010)



CHART 18

Half Say State Challenges to Individual Mandate are Political

As you may know, some state authorities are challenging the federal government's right to require all Americans to have health insurance. Would you say they are mainly doing this because they ...



Note: Don't know/Refused answers not shown.
Source: Kaiser Family Foundation Health Tracking Poll (conducted August 16-22, 2010)

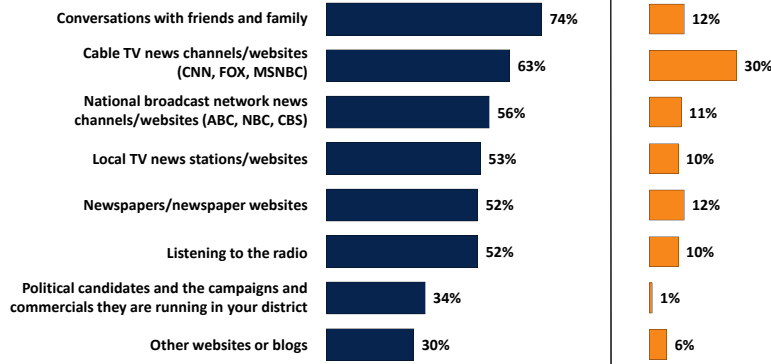


CHART 19

Cable News Tops List of Most Important News Sources on Reform

Have you gotten any information about the health reform law from any of the following?

Percent who say the following has been their most important source of news and information about the health reform law:*



*Something else, None have been a source and Don't know/Refused responses not shown.
Source: Kaiser Family Foundation Health Tracking Poll (conducted August 16-22, 2010)

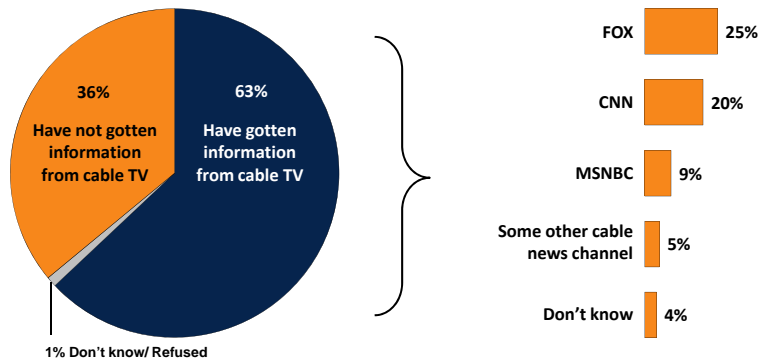


CHART 20

Health Care Reform and Cable TV News: The Specifics

Have you gotten any information about the health reform law from cable TV news channels such as CNN, FOX, or MSNBC, or their websites?

Would you say you are mainly getting information from CNN, FOX News, MSBNC, or some other cable news channel?



Source: Kaiser Family Foundation Health Tracking Poll (conducted August 16-22, 2010)



Methodology

This *Kaiser Health Tracking Poll* was designed and analyzed by public opinion researchers at the Kaiser Family Foundation led by Mollyann Brodie, Ph.D., including Claudia Deane, Sarah Cho, and Theresa Boston. The survey was conducted August 16 through August 22, 2010, among a nationally representative random sample of 1,203 adults ages 18 and older, including 1,066 adults who say they are registered to vote. Telephone interviews conducted by landline (801) and cell phone (402, including 158 who had no landline telephone) were carried out in English and Spanish by Princeton Survey Research Associates.

The margin of sampling error for the total sample is plus or minus 3 percentage points. For results based on other subgroups, the margin of sampling error may be higher. Note that sampling error is only one of many potential sources of error in this or any other public opinion poll.

“VOL” indicates that a response was volunteered by respondent, not an explicitly offered choice.

Due to rounding, percentages may not add to 100.





The Henry J. Kaiser Family Foundation

Headquarters
2400 Sand Hill Road
Menlo Park, CA 94025
Phone: (650) 854-9400 Fax: (650) 854-4800

Washington Offices and
Barbara Jordan Conference Center
1330 G Street, NW
Washington, DC 20005
Phone: (202) 347-5270 Fax: (202) 347-5274

www.kff.org

This publication (#8093-C) is available on the
Kaiser Family Foundation website at www.kff.org.

The Kaiser Family Foundation is a non-profit private operating foundation, based in Menlo Park, California, dedicated to producing and communicating the best possible analysis and information on health issues.