

Chartpack

Kaiser Health Tracking Poll: December 2009

December 2009

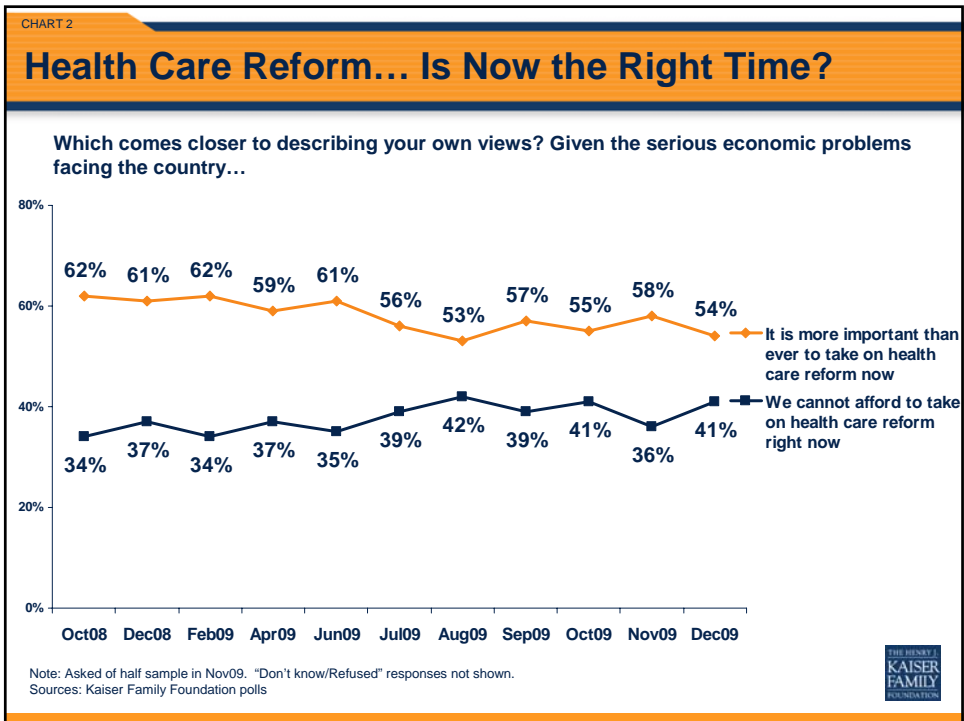
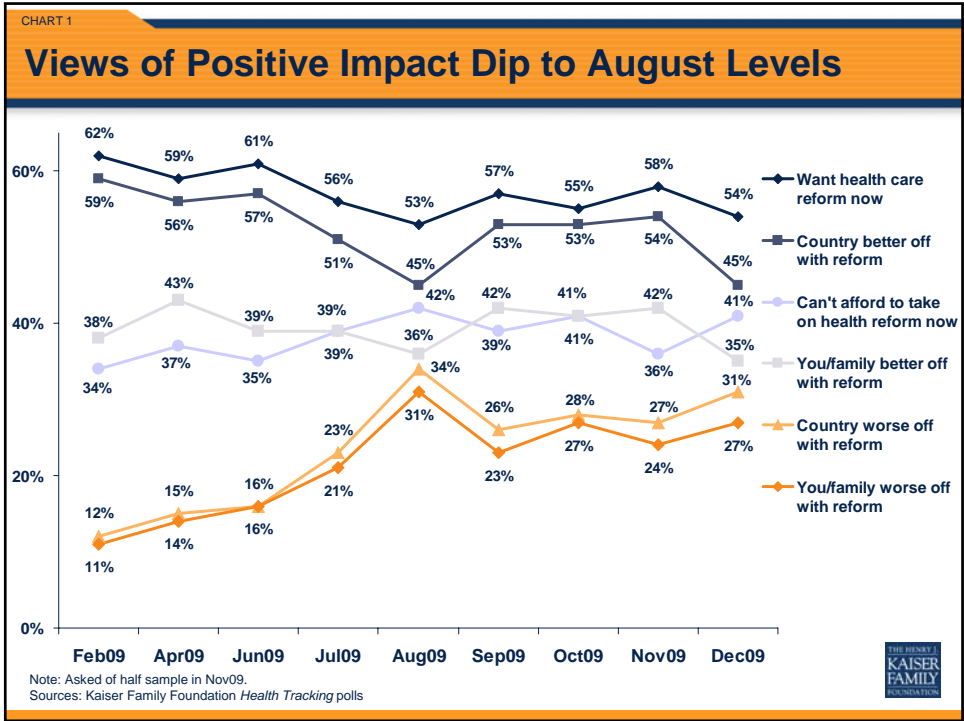
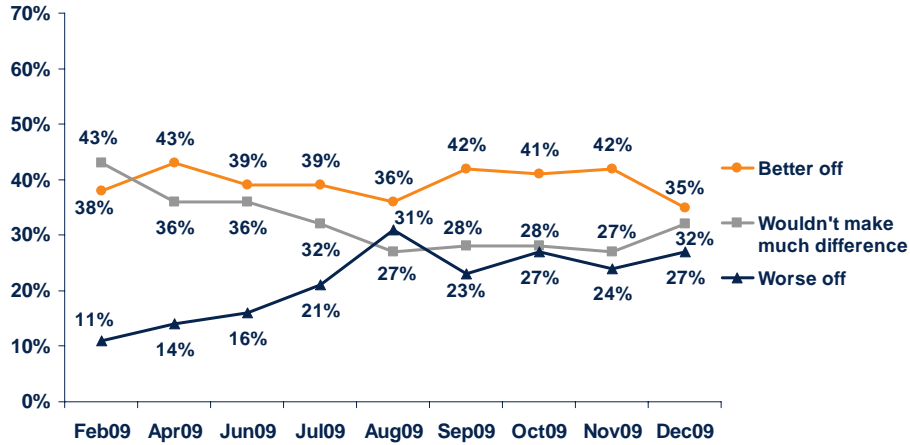


CHART 3

Impact on Own Family: Time Trend

Do you think you and your family would be better off or worse off if the president and Congress passed health care reform, or don't you think it would make much difference?



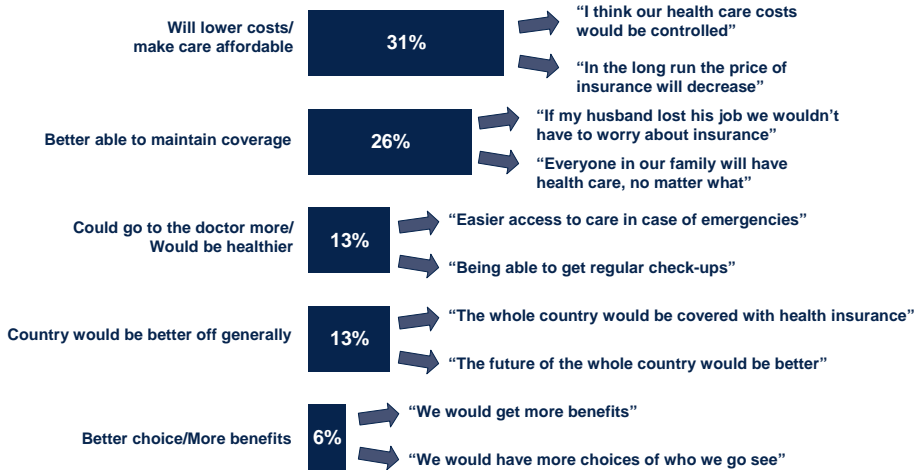
Note: Asked of half sample in Nov09. "Don't know/Refused" and "It depends (vol.*)" responses not shown.
Sources: Kaiser Family Foundation *Health Tracking* polls



CHART 4

Will Help Family: Reasons Why

AMONG THOSE WHO SAY THEY AND THEIR FAMILIES WOULD BE BETTER OFF IF HEALTH CARE REFORM PASSED:
What would you say are the main ways that you and your family would be better off? (open-end)



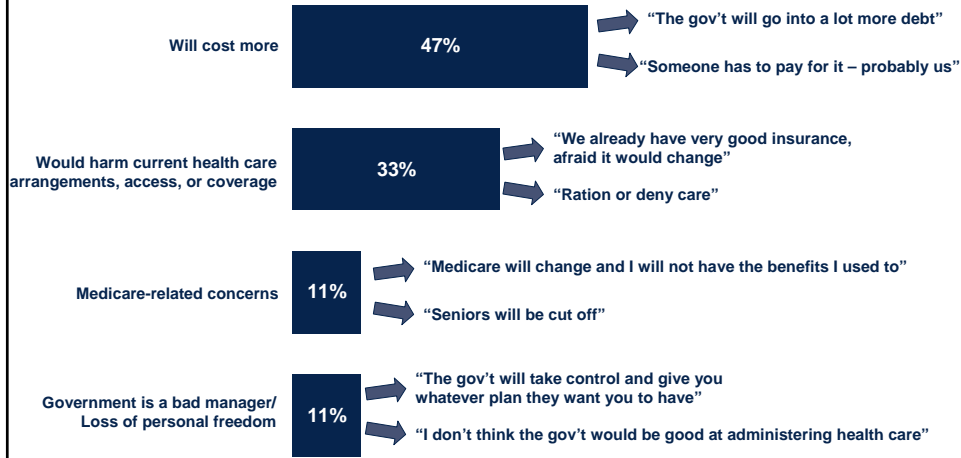
Note: "Don't know/Refused" answers not shown. Only responses of 5 percent or more shown. Asked of those who said "You and your family would be better off if the president and Congress passed health care reform."
Source: Kaiser Family Foundation *Health Tracking Poll* (conducted December 7-13, 2009)



CHART 5

Will Harm Family: Reasons Why

AMONG THOSE WHO SAY THEY AND THEIR FAMILIES WOULD BE WORSE OFF IF HEALTH CARE REFORM PASSED:
What would you say are the main ways that you and your family would be worse off? (open-end)



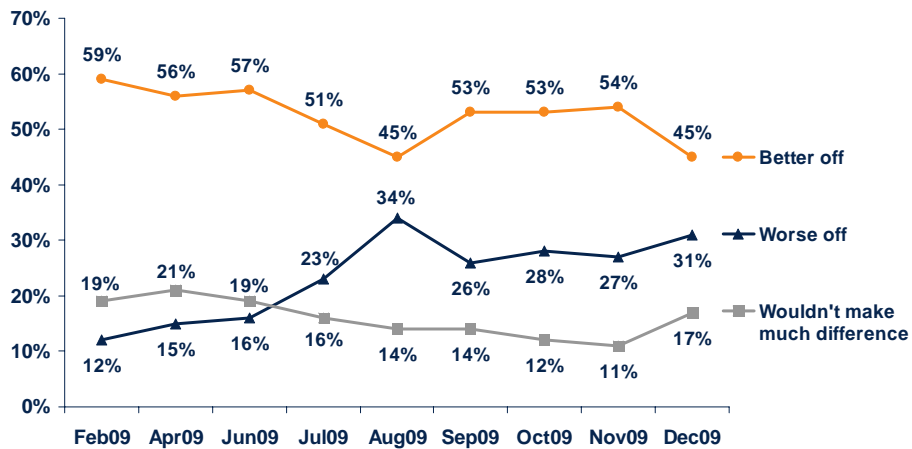
Note: "Don't know/refused" and "Other" responses not shown. Only responses of 5 percent or more shown. Asked of those who said "You and your family would be worse off if the president and Congress passed health care reform."
Source: Kaiser Family Foundation *Health Tracking Poll* (conducted December 7-13, 2009)



CHART 6

Impact on Country: Time Trend

Do you think the country as a whole would be better off or worse off if the president and Congress passed health care reform, or don't you think it would make much difference?



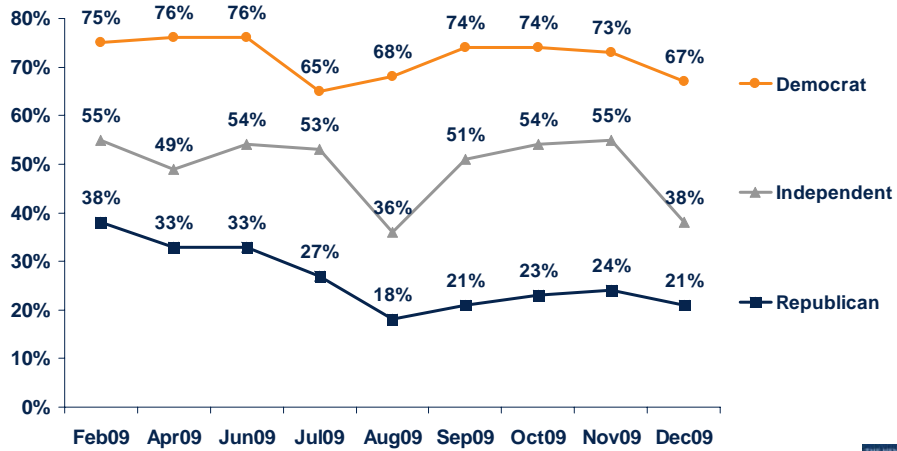
Note: Asked of half sample in Nov09. "Don't know/Refused" and "It depends (vol.," responses not shown.
Sources: Kaiser Family Foundation *Health Tracking* polls



CHART 7

Independents Behind Dip in Optimism

% who responded “the country as a whole would be BETTER off if the president and Congress passed health care reform”



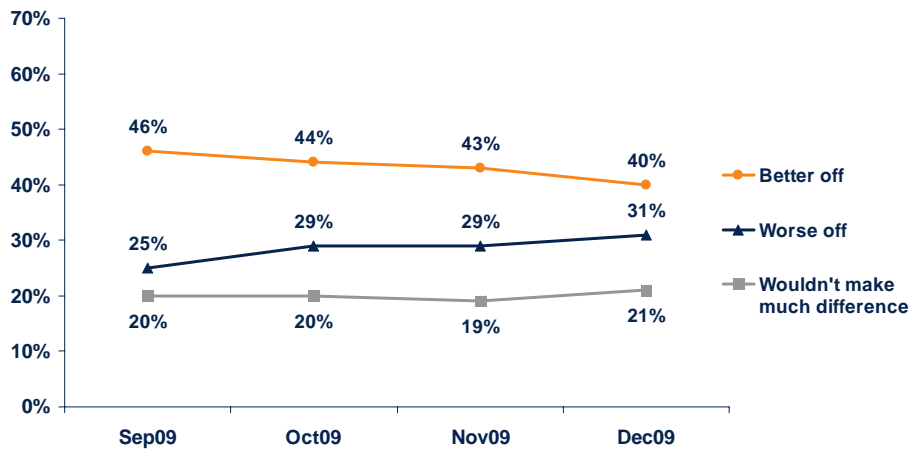
Note: Asked of half sample in Nov09.
Sources: Kaiser Family Foundation *Health Tracking* polls



CHART 8

Impact on Seniors: Time Trend

Do you think seniors, that is those 65 years and older, would be better off or worse off if the president and Congress passed health care reform, or don't you think it would make much difference?



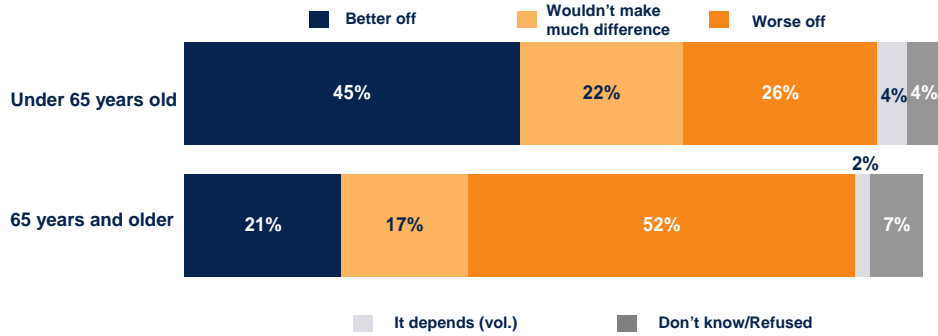
Note: Asked of half sample in Nov09. "Don't know/Refused" and "It depends (vol.," responses not shown.
Sources: Kaiser Family Foundation *Health Tracking* polls



CHART 9

Seniors Twice as Likely to Say Their Age Group Will Be Worse Off

Do you think seniors, that is those 65 years and older, would be better off or worse off if the president and Congress passed health care reform, or don't you think it would make much difference?



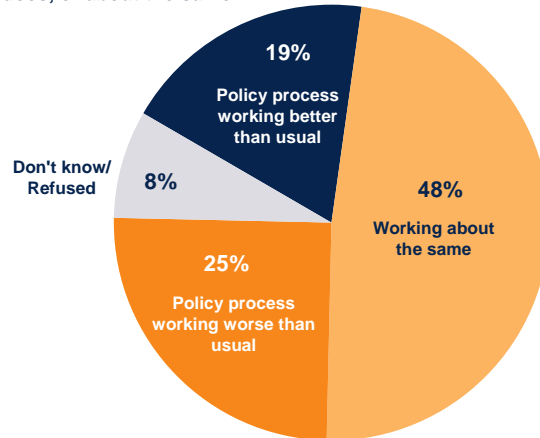
Source: Kaiser Family Foundation *Health Tracking Poll* (conducted December 7-13, 2009)



CHART 10

Grading the Policy Process

From what you've seen and heard of the debate over health care reform in Washington, do you think the policy process this time around is working better than it usually does, worse than it usually does, or about the same?



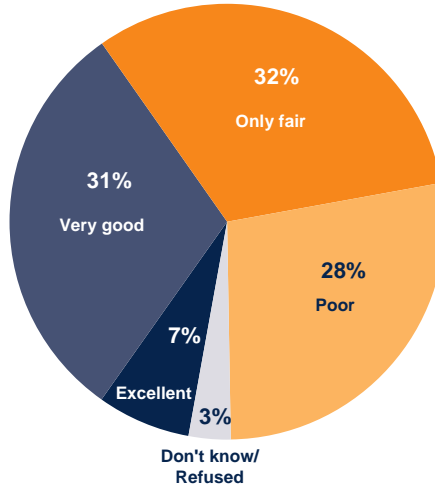
Source: Kaiser Family Foundation *Health Tracking Poll* (conducted December 7-13, 2009)



CHART 11

Media Coverage of Reform

How would you rate the job the news media are doing in telling you what the different health care proposals mean to you and your family?



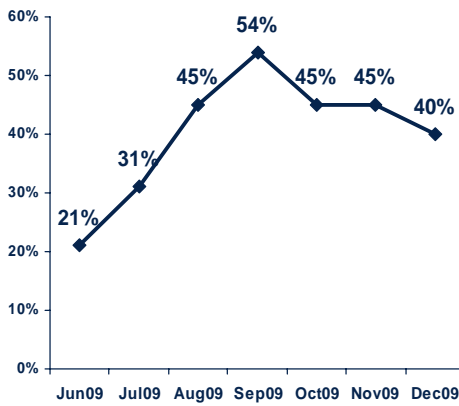
Source: Kaiser Family Foundation *Health Tracking Poll* (conducted December 7-13, 2009)



CHART 12

Reported Viewing of Ads

Percent who say during the past seven days, they have seen, heard or read any advertisements having to do with proposed changes in the health care system:



Sources: Kaiser Family Foundation *Health Tracking* polls

AMONG THOSE WHO SAY THEY HAVE SEEN, HEARD, OR READ ANY HEALTH REFORM ADS: As far as you could tell, were those ads in favor of or opposed to passing some sort of health care reform this year? (Dec09)

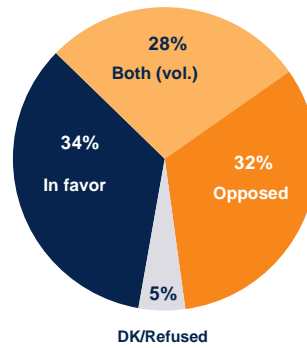
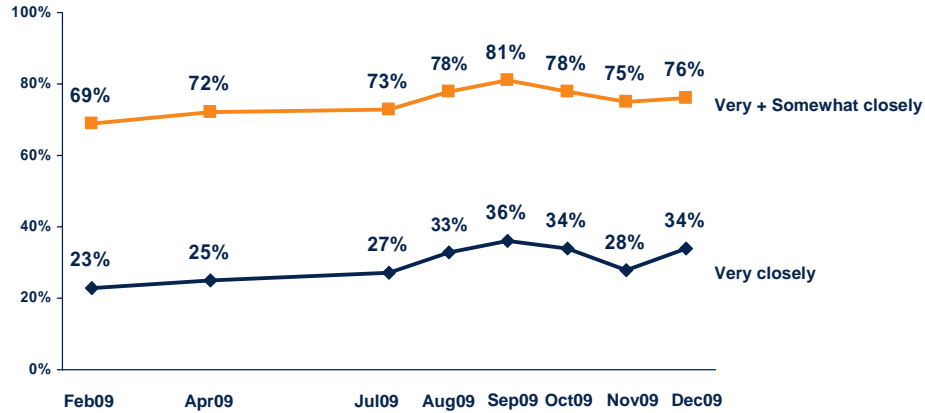


CHART 13

Public Attention in 2009

How closely have you been following discussions in Washington about health care reform?



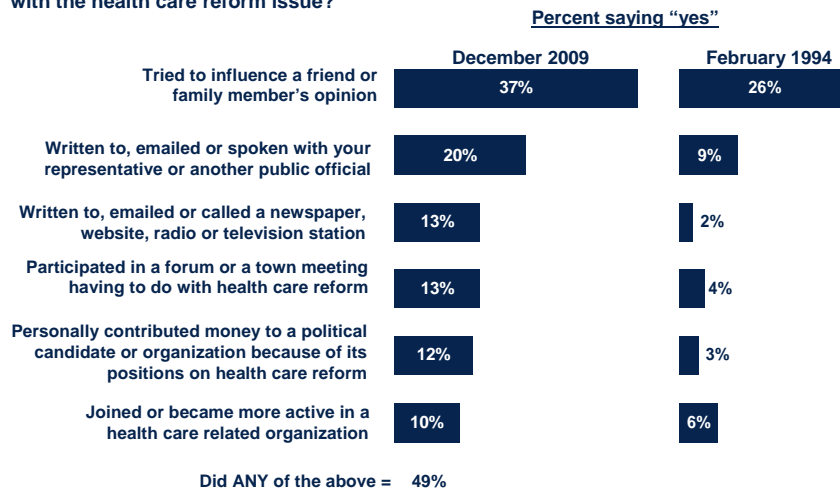
Sources: Kaiser Family Foundation *Health Tracking* polls



CHART 14

Significant Engagement in 2009 Debate

During the past six months, have you personally done any of the following things in connection with the health care reform issue?



Note: Slight wording variations in 1994.

Sources: Kaiser Family Foundation *Health Tracking Poll* (conducted December 7-13, 2009); Kaiser Family Foundation/Harvard School of Public Health *Kaiser Health Reform Project* (conducted February 17-24, 1994)

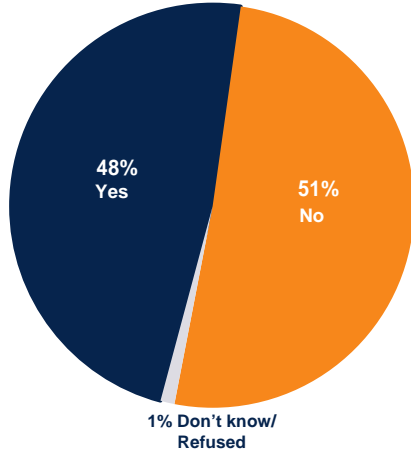


CHART 15

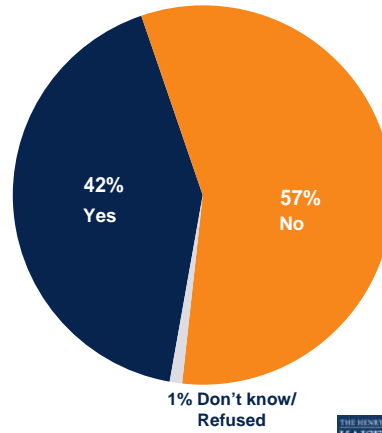
Know Where Elected Officials Stand?

In general, are you familiar with the position of each of the following on the issue of health care reform?

Your State's U.S. Senators



Your District's Congressional Representative in the U.S. House



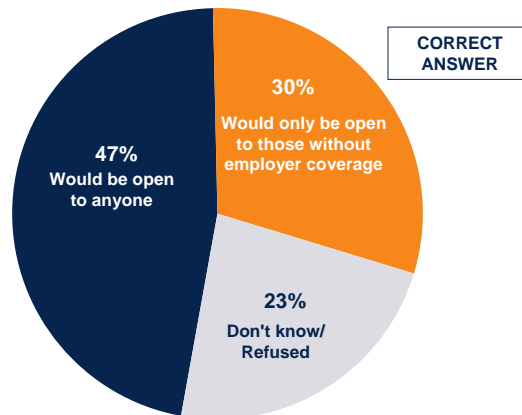
Source: Kaiser Family Foundation *Health Tracking Poll* (conducted December 7-13, 2009)



CHART 16

Knowledge of Public Plan Proposal

One policy changes that Congress is debating is whether to create a government-administered public health insurance plan to compete with private plans. As far as you know, would this public plan be open to anyone who wants to buy insurance coverage, or would it only be open to those people who don't get insurance through their jobs?



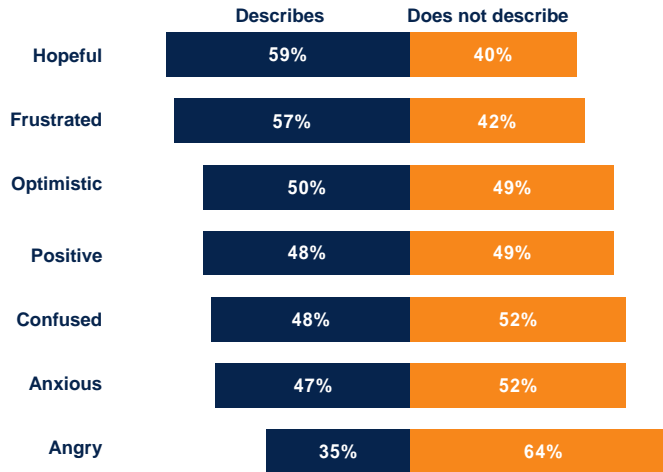
Source: Kaiser Family Foundation *Health Tracking Poll* (conducted December 7-13, 2009)



CHART 17

Hope and Frustration Top List of Emotions

Please tell me if each of the following does or does not describe your own feelings about the health care reform plans being discussed in Washington.



Note: "Don't know/Refused" responses not shown.
Source: Kaiser Family Foundation *Health Tracking Poll* (conducted December 7-13, 2009)



CHART 18

Feelings Differ Based on Perceived Urgency of Reform

Please tell me if each of the following does or does not describe your own feelings about the health care reform plans being discussed in Washington.

Yes, describes feelings...

| ...among those who want reform now | ...among those who are opposed to reform now |
|------------------------------------|--|
| Hopeful (79%) | Frustrated (74%) |
| Optimistic (65) | Confused (51) |
| Positive (64) | Anxious (50) |
| Anxious (46) | Angry (49) |
| Frustrated (45) | Hopeful (34) |
| Confused (45) | Optimistic (29) |
| Angry (27) | Positive (27) |

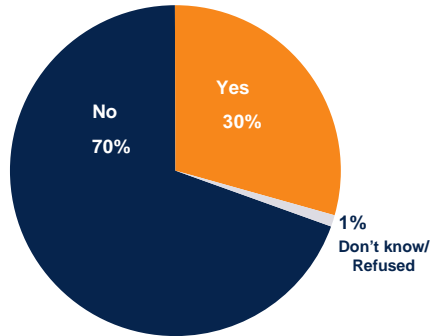
Sources: Kaiser Family Foundation *Health Tracking Poll* (conducted December 7-13, 2009)



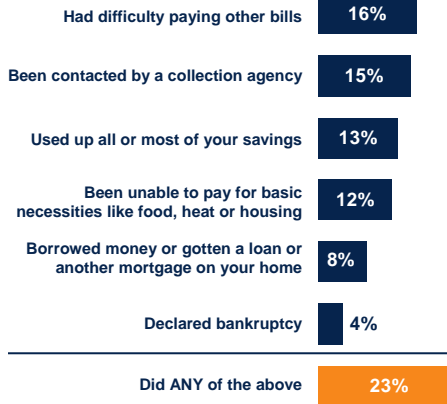
CHART 19

Financial Consequences of Medical Bills

In the past twelve months, did you or another family member in your household have any problems paying medical bills, or not?



In the past twelve months, have you done each of the following because of medical bills, or not?



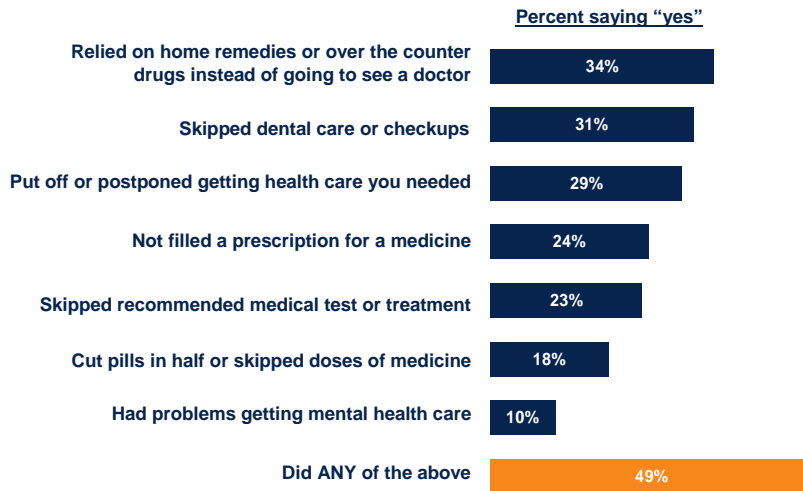
Source: Kaiser Family Foundation *Health Tracking Poll* (conducted December 7-13, 2009)



CHART 20

Putting Off Care Because of Cost

In the past 12 months, have you or another family member living in your household... because of the cost, or not?

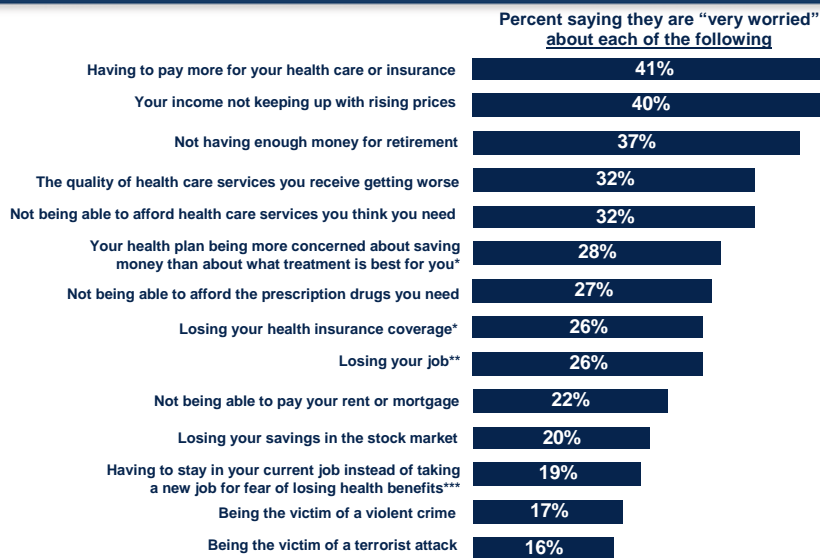


Source: Kaiser Family Foundation *Health Tracking Poll* (conducted December 7-13, 2009)



CHART 21

Health Care Worries Feature High on List



*Based on those with health insurance coverage only. ** Based on employed only. *** Based on those who are employed with health insurance coverage only. Source: Kaiser Family Foundation *Health Tracking Poll* (conducted December 7-13, 2009)



CHART 22

Methodology


This *Kaiser Health Tracking Poll* was designed and analyzed by public opinion researchers at the Kaiser Family Foundation led by Mollyann Brodie, Ph.D., including Claudia Deane and Carolina Gutiérrez. The survey was conducted December 7 through December 13, 2009, among a nationally representative random sample of 1,204 adults ages 18 and older. Telephone interviews conducted by landline (801) and cell phone (403, including 111 who had no landline telephone) were carried out in English and Spanish by Princeton Survey Research Associates.

The margin of sampling error for the total sample is plus or minus 3 percentage points. For results based on subgroups, the margin of sampling error is higher. Note that sampling error is only one of many potential sources of error in this or any other public opinion poll.

"VOL" indicates that a response was volunteered by respondent, not an explicitly offered choice.

Due to rounding, percentages may not add to 100.





The Henry J. Kaiser Family Foundation

Headquarters
2400 Sand Hill Road
Menlo Park, CA 94025
Phone: (650) 854-9400 Fax: (650) 854-4800

Washington Offices and
Barbara Jordan Conference Center
1330 G Street, NW
Washington, DC 20005
Phone: (202) 347-5270 Fax: (202) 347-5274

www.kff.org

This publication (#8036) is available on the
Kaiser Family Foundation website at www.kff.org.

The Kaiser Family Foundation is a non-profit private operating foundation, based in Menlo Park, California, dedicated to producing and communicating the best possible analysis and information on health issues.