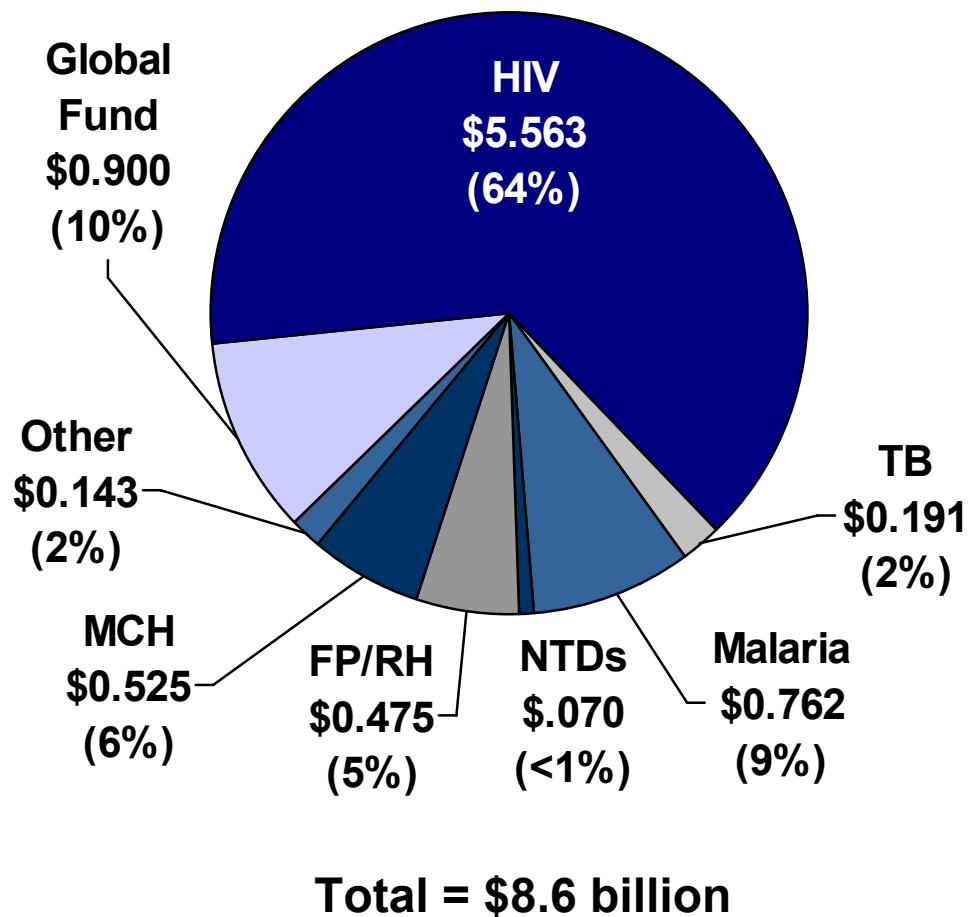

Chartpack

The U.S. Global Health Initiative (GHI) Budget Analysis

December 2009

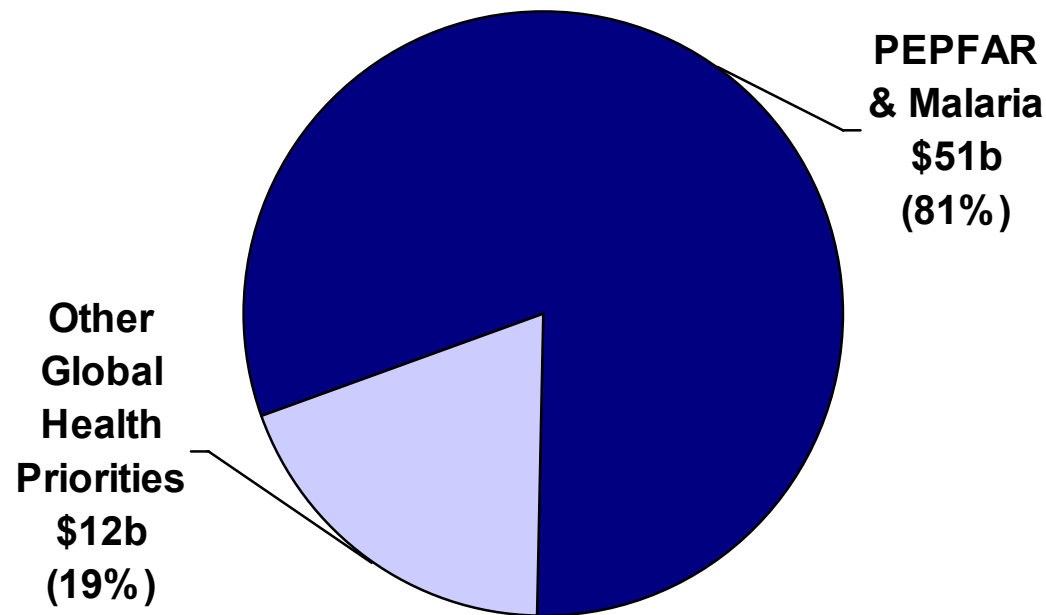
Figure 1: U.S. Global Health Initiative, The FY 2010 Budget Request (in billions)



*FY 2010 represents the President's budget request only.

Source: Kaiser Family Foundation analysis of data from the Office of Management and Budget, Agency Congressional Budget Justifications, Congressional Appropriations Bills, and White House Statement by the President on Global Health Initiative, May 5, 2009.

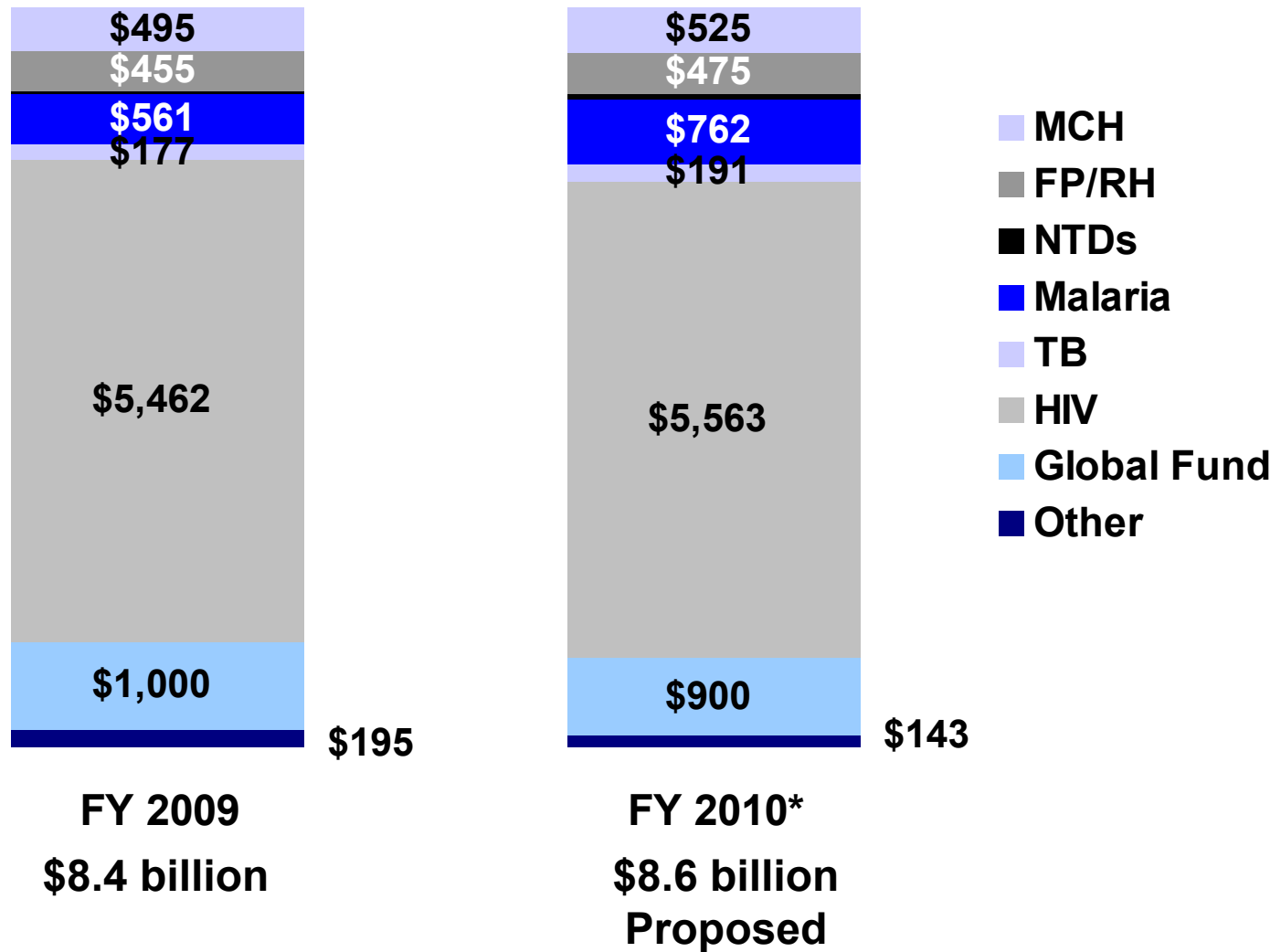
Figure 2: U.S. Global Health Initiative, Proposed Funding for PEPFAR, Malaria, & Other Global Health Priorities, FY 2009-2014 (in billions)



Total = \$63 billion

*FY 2010 represents the President's budget request only and FY 2011-FY 2014 would need to be part of future budget requests and approved by Congress.
Source: Kaiser Family Foundation analysis of data from the Office of Management and Budget, Agency Congressional Budget Justifications, Congressional Appropriations Bills, and White House Statement by the President on Global Health Initiative, May 5, 2009.

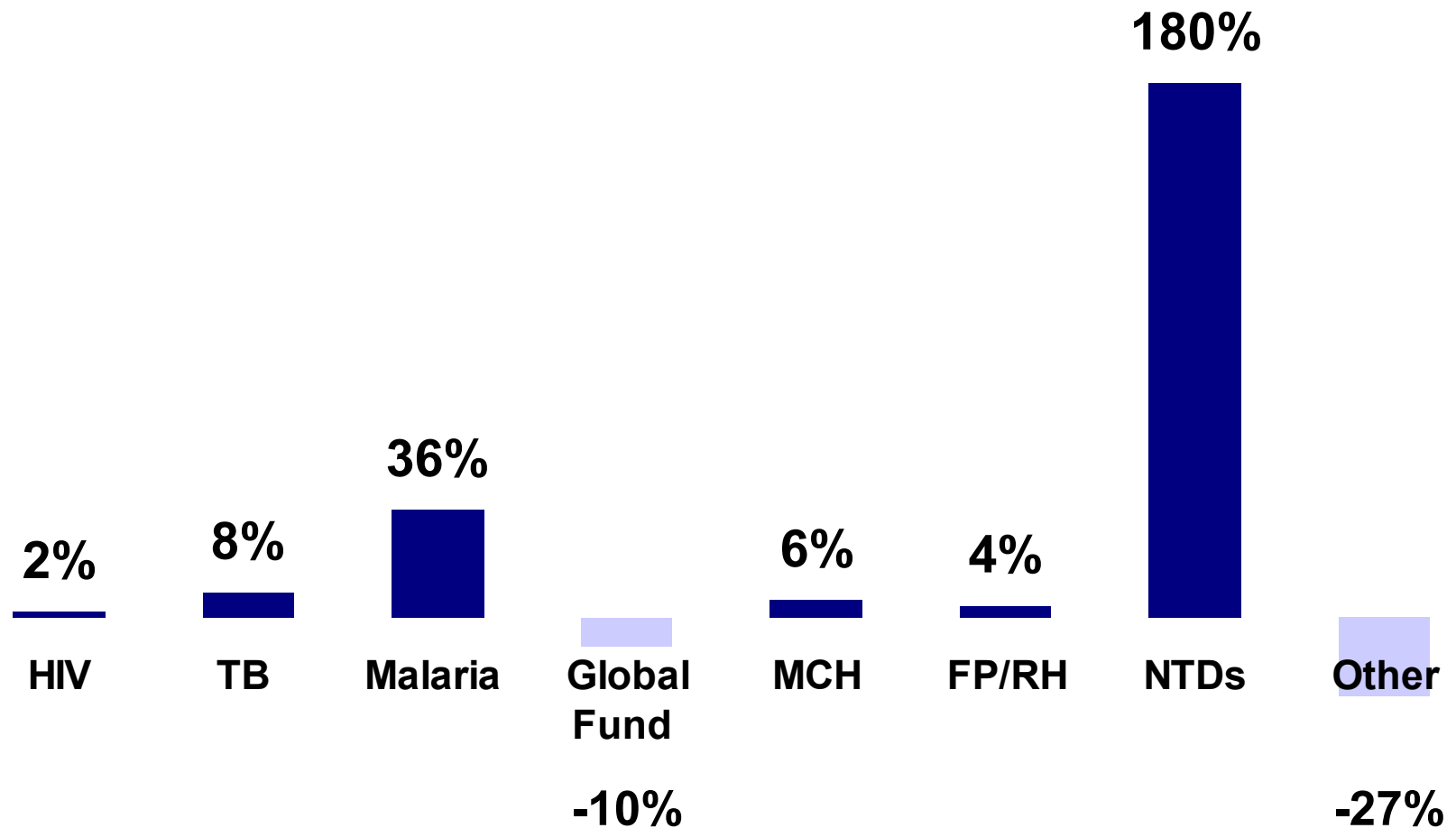
Figure 3: U.S. Global Health Initiative, Proposed Funding by Sector, FY 2009- FY 2010* (in millions)



*FY 2010 represents the President's budget request only.

Source: Kaiser Family Foundation analysis of data from the Office of Management and Budget, Agency Congressional Budget Justifications, Congressional Appropriations Bills, and White House Statement by the President on Global Health Initiative, May 5, 2009.

Figure 4: U.S. Global Health Initiative, Percent Change in Proposed Funding by Sector, FY 2009- FY 2010*



*FY 2010 represents the President's budget request only.

Note: The GHI was created as an initiative in FY 2009 and FY 2009 and FY 2010 amounts are included in its proposal.

Source: Kaiser Family Foundation analysis of data from the Office of Management and Budget, Agency Congressional Budget Justifications, Congressional Appropriations Bills, and White House Statement by the President on Global Health Initiative, May 5, 2009.

Figure 5: Funding for Programs in the U.S. Global Health Initiative, FY 2001- FY 2010* (in billions)

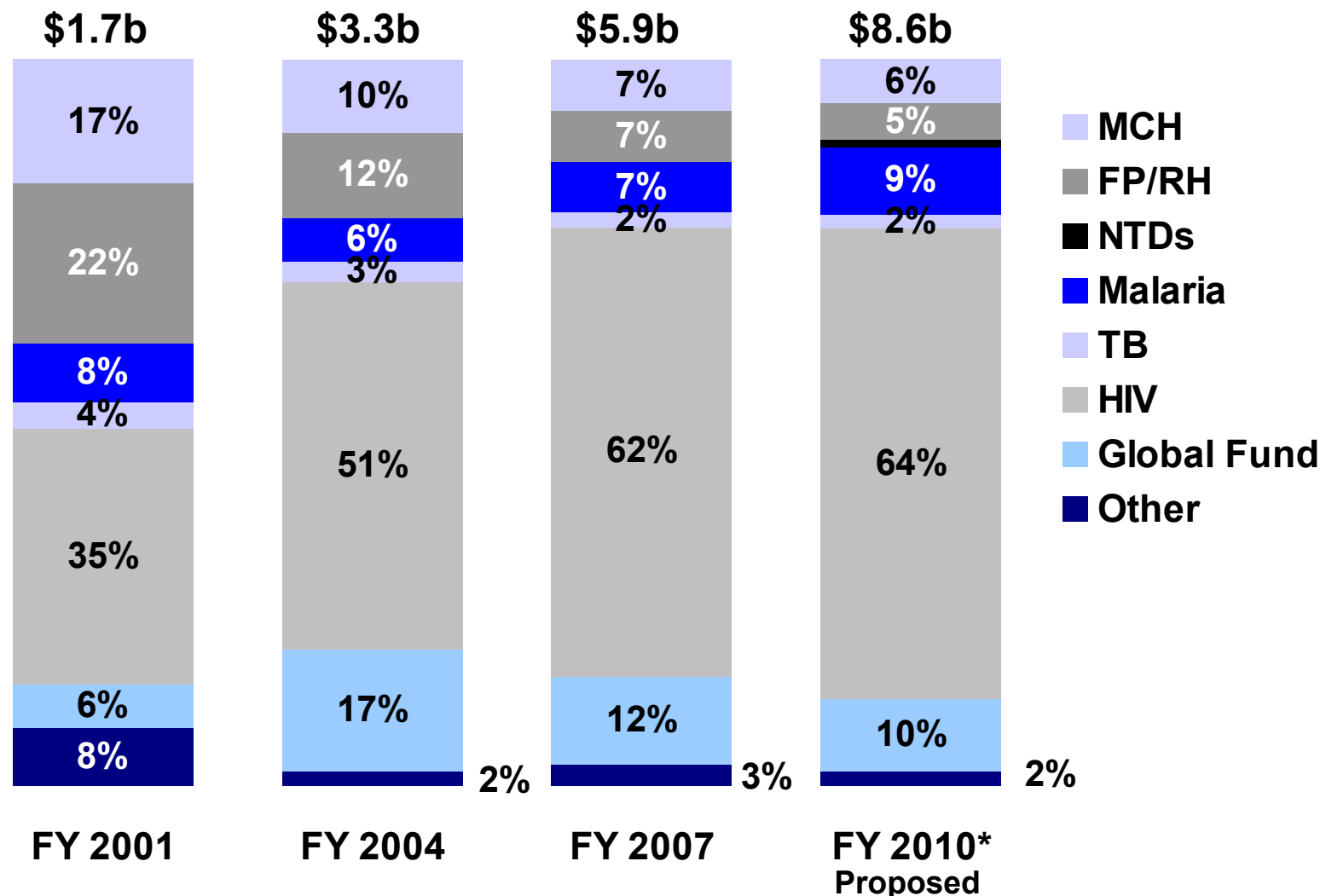


*FY 2010 represents the President's budget request only.

Note: The GHI was created as an initiative in FY 2009, and FY 2009 and FY 2010 amounts are included in its proposal. All prior years represent funding the same programs and accounts which were not yet referred to as the GHI.

Source: Kaiser Family Foundation analysis of data from the Office of Management and Budget, Agency Congressional Budget Justifications, Congressional Appropriations Bills, and White House Statement by the President on Global Health Initiative, May 5, 2009.

Figure 6: Distribution of Funding for Programs in the U.S. Global Health Initiative, by Sector, FY 2001- FY 2010*

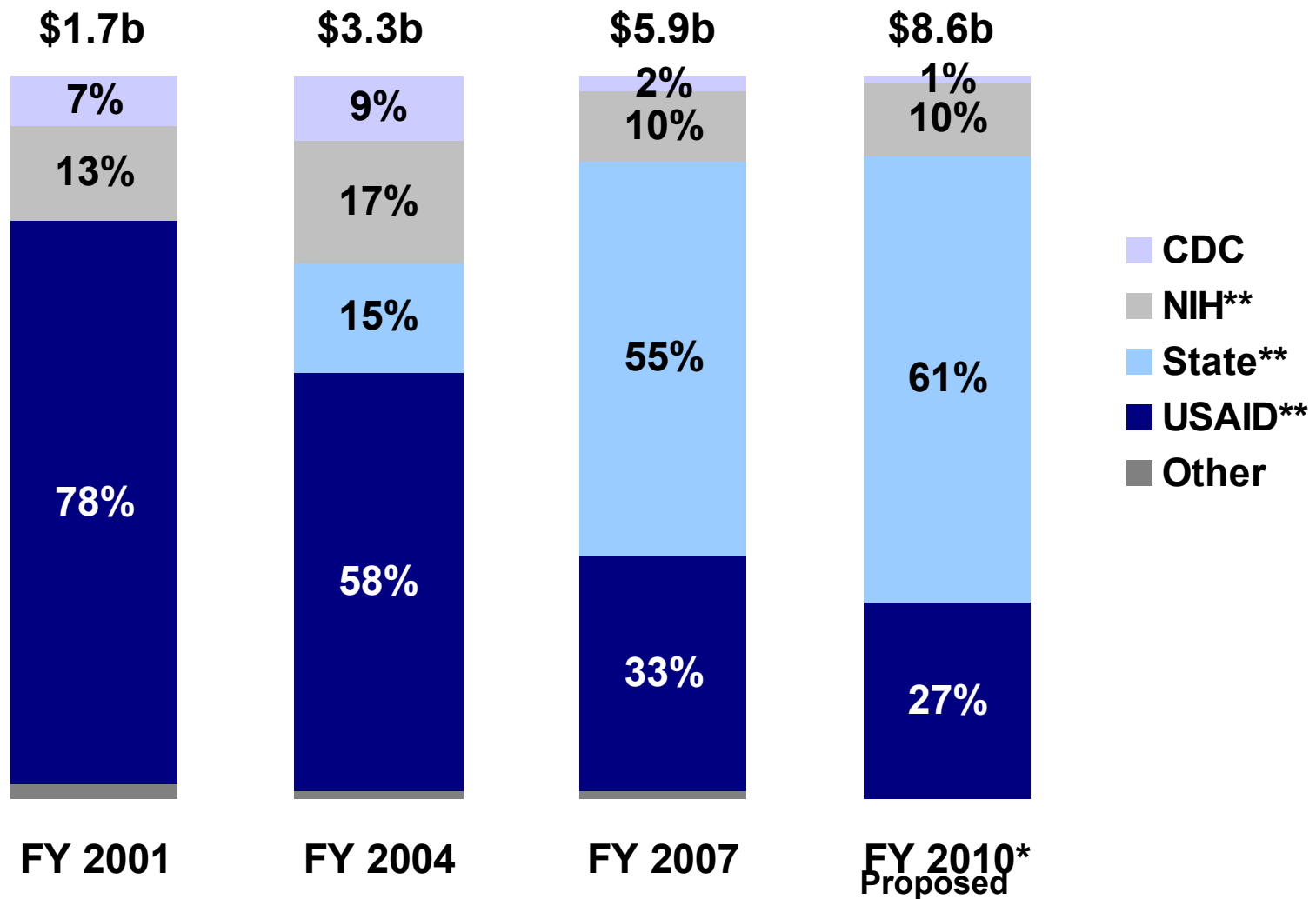


*FY 2010 represents the President's budget request only.

Note: The GHI was created as an initiative in FY 2009, and FY 2009 and FY 2010 amounts are included in its proposal. All prior years represent funding the same programs and accounts which were not yet referred to as the GHI.

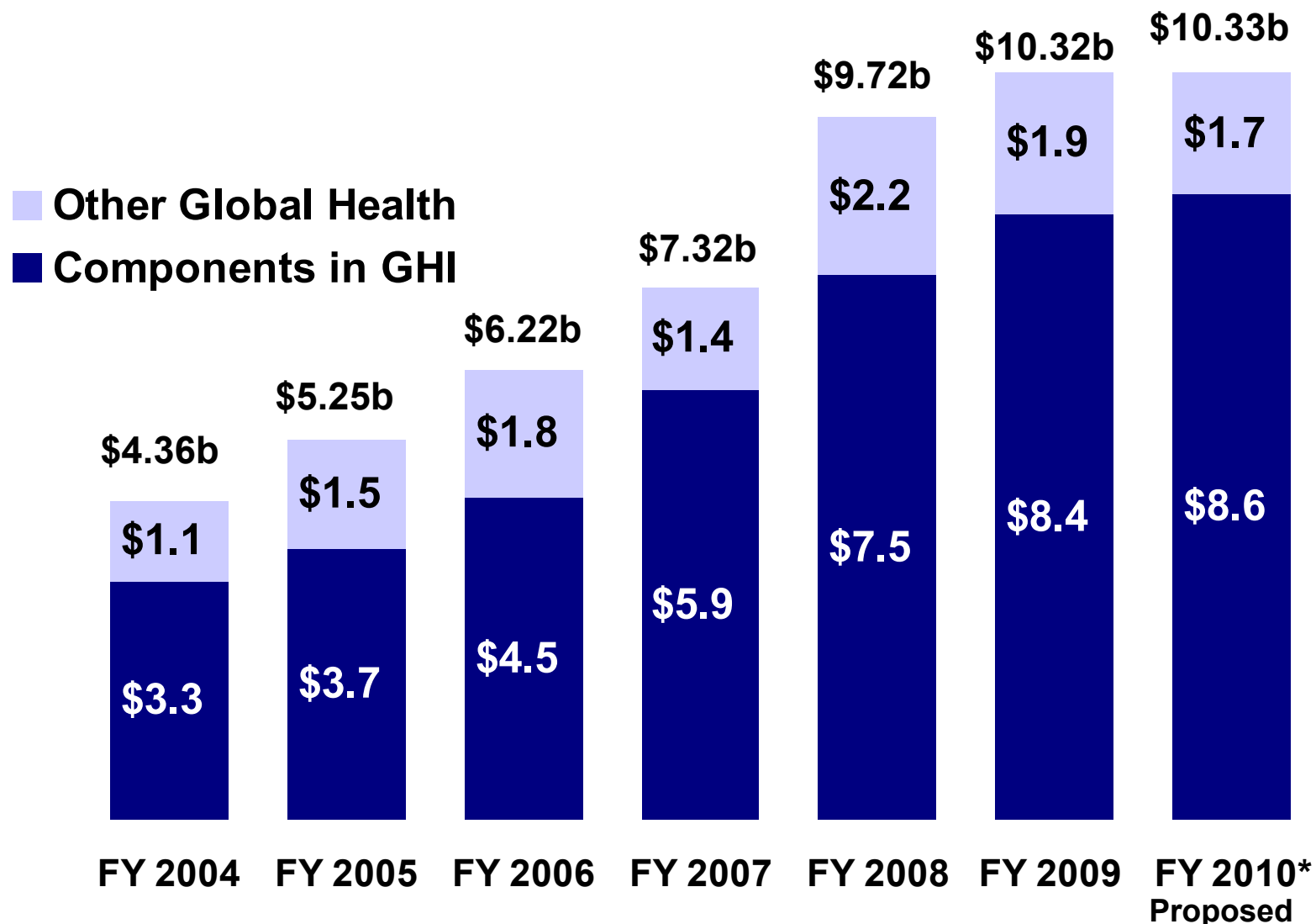
Source: Kaiser Family Foundation analysis of data from the Office of Management and Budget, Agency Congressional Budget Justifications, Congressional Appropriations Bills, and White House Statement by the President on Global Health Initiative, May 5, 2009.

Figure 7: Distribution of Funding for Programs in the U.S. Global Health Initiative, by Agency, FY 2001- FY 2010*



*FY 2010 represents the President's budget request only. **Includes Global Fund appropriations provided through State, USAID, and NIH.
 Note: The GHI was created as an initiative in FY 2009, and FY 2009 and FY 2010 amounts are included in its proposal. All prior years represent funding the same programs and accounts which were not yet referred to as the GHI.
 Source: Kaiser Family Foundation analysis of data from the Office of Management and Budget, Agency Congressional Budget Justifications, Congressional Appropriations Bills, and White House Statement by the President on Global Health Initiative, May 5, 2009.

Figure 8: Programs in the GHI & Other U.S. Global Health Investments, FY 2004- FY 2010*

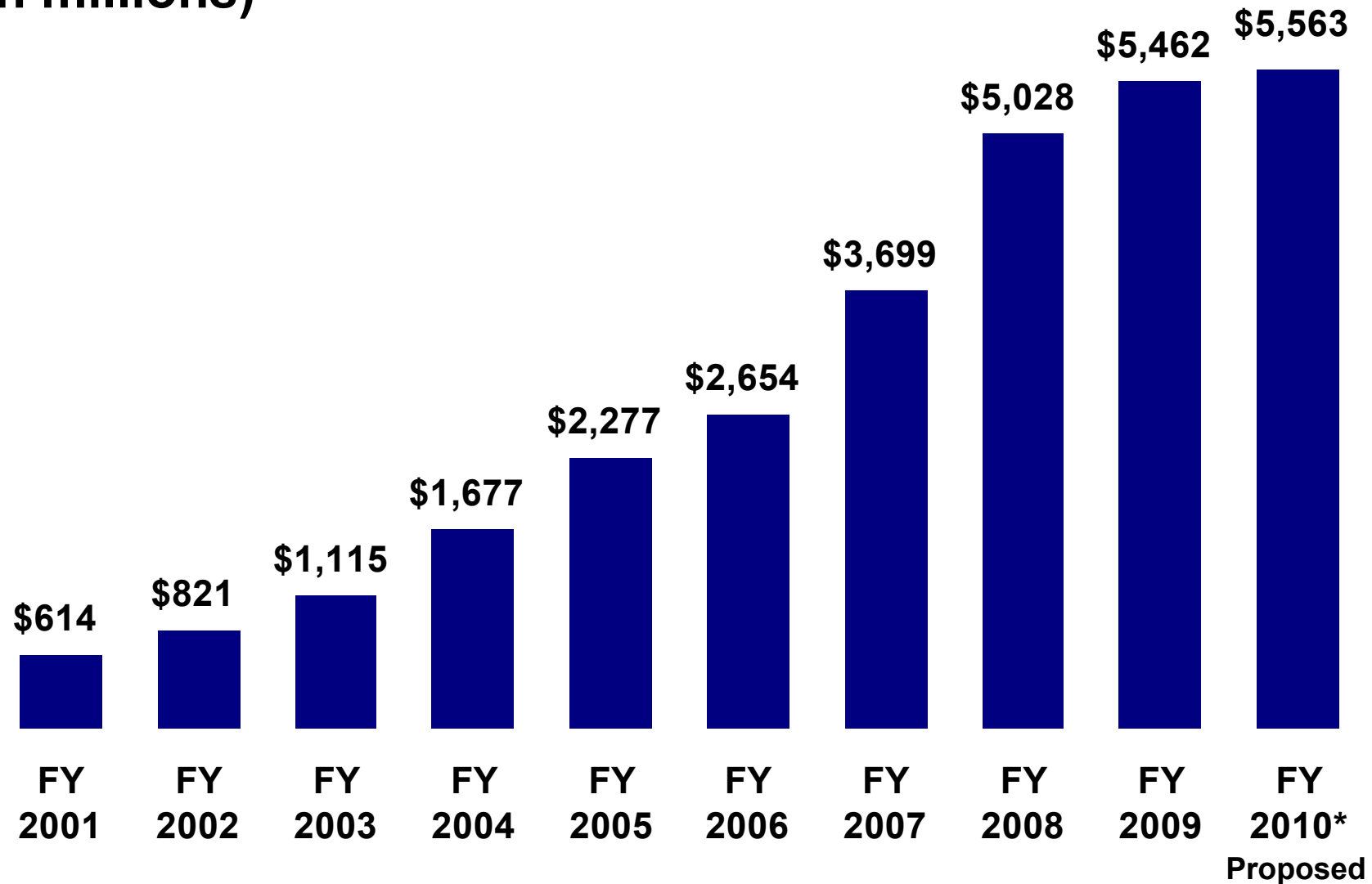


*FY 2010 represents the President's budget request only.

Note: The GHI was created as an initiative in FY 2009, and FY 2009 and FY 2010 amounts are included in its proposal. All prior years represent funding the same programs and accounts which were not yet referred to as the GHI.

Source: Kaiser Family Foundation analysis of data from the Office of Management and Budget, Agency Congressional Budget Justifications, Congressional Appropriations Bills, and White House Statement by the President on Global Health Initiative, May 5, 2009.

Figure 9: Funding for HIV, FY 2001- FY 2010* (in millions)



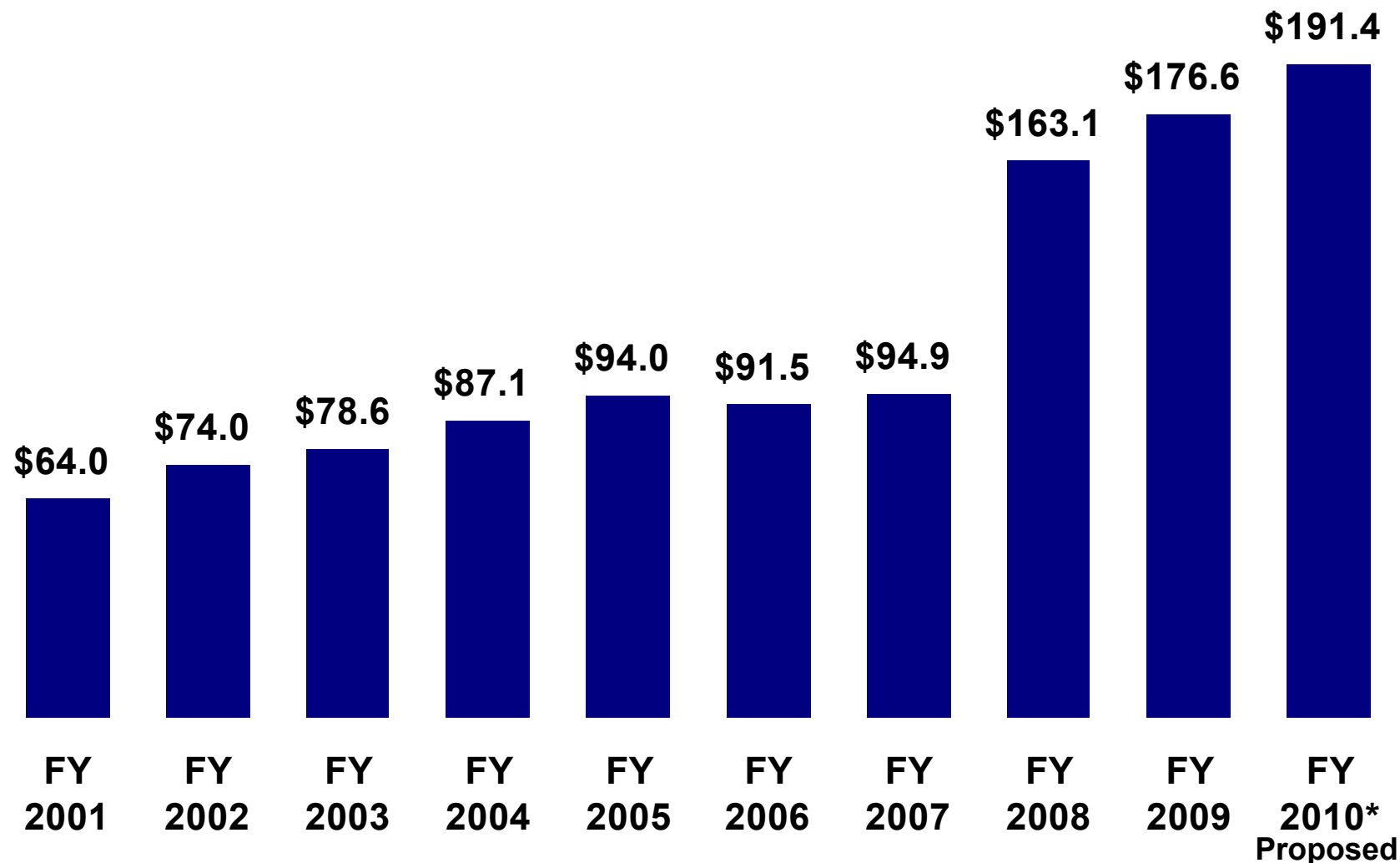
*FY 2010 represents the President's budget request only.

Note: The GHI was created as an initiative in FY 2009, and FY 2009 and FY 2010 amounts are included in its proposal. All prior years represent funding the same programs and accounts which were not yet referred to as the GHI.

Source: Kaiser Family Foundation analysis of data from the Office of Management and Budget, Agency Congressional Budget Justifications, Congressional Appropriations Bills, and White House Statement by the President on Global Health Initiative, May 5, 2009.



Figure 10: Funding for TB, FY 2001- FY 2010* (in millions)

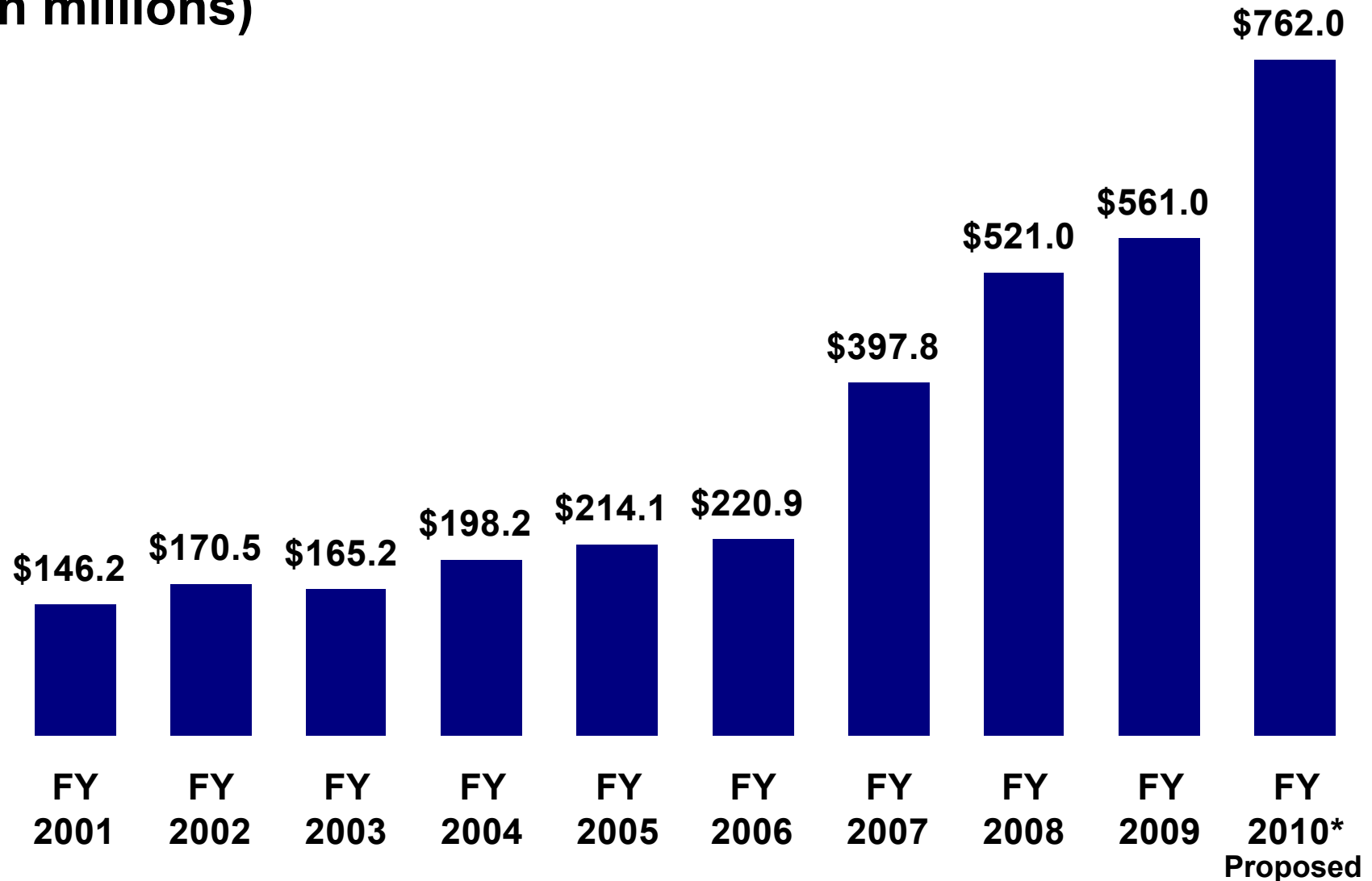


*FY 2010 represents the President's budget request only.

Note: The GHI was created as an initiative in FY 2009, and FY 2009 and FY 2010 amounts are included in its proposal. All prior years represent funding the same programs and accounts which were not yet referred to as the GHI.

Source: Kaiser Family Foundation analysis of data from the Office of Management and Budget, Agency Congressional Budget Justifications, Congressional Appropriations Bills, and White House Statement by the President on Global Health Initiative, May 5, 2009.

Figure 11: Funding for Malaria, FY 2001- FY 2010* (in millions)

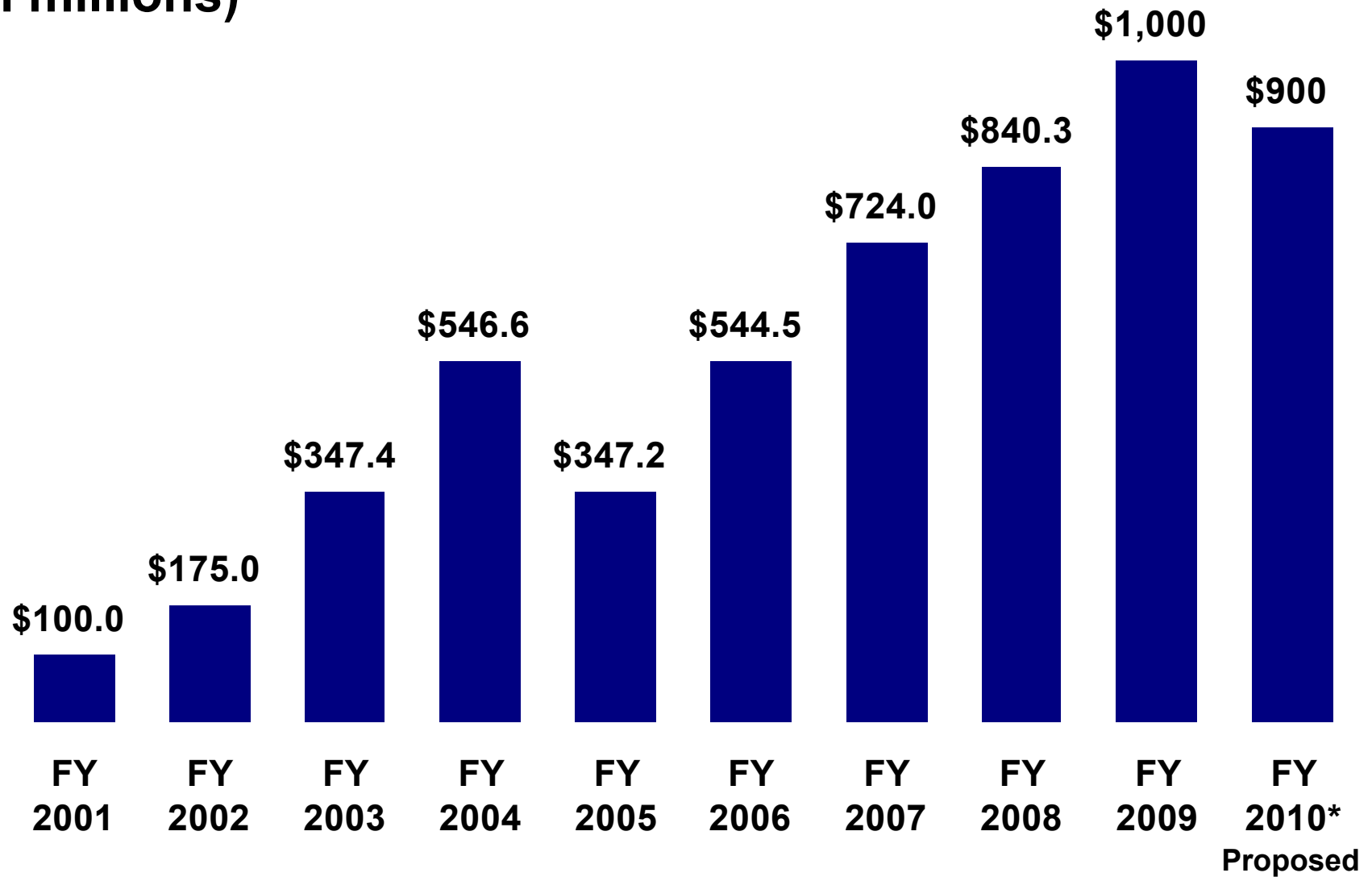


*FY 2010 represents the President's budget request only.

Note: The GHI was created as an initiative in FY 2009, and FY 2009 and FY 2010 amounts are included in its proposal. All prior years represent funding the same programs and accounts which were not yet referred to as the GHI.

Source: Kaiser Family Foundation analysis of data from the Office of Management and Budget, Agency Congressional Budget Justifications, Congressional Appropriations Bills, and White House Statement by the President on Global Health Initiative, May 5, 2009.

**Figure 12: Funding for the Global Fund, FY 2001- FY 2010*
(in millions)**



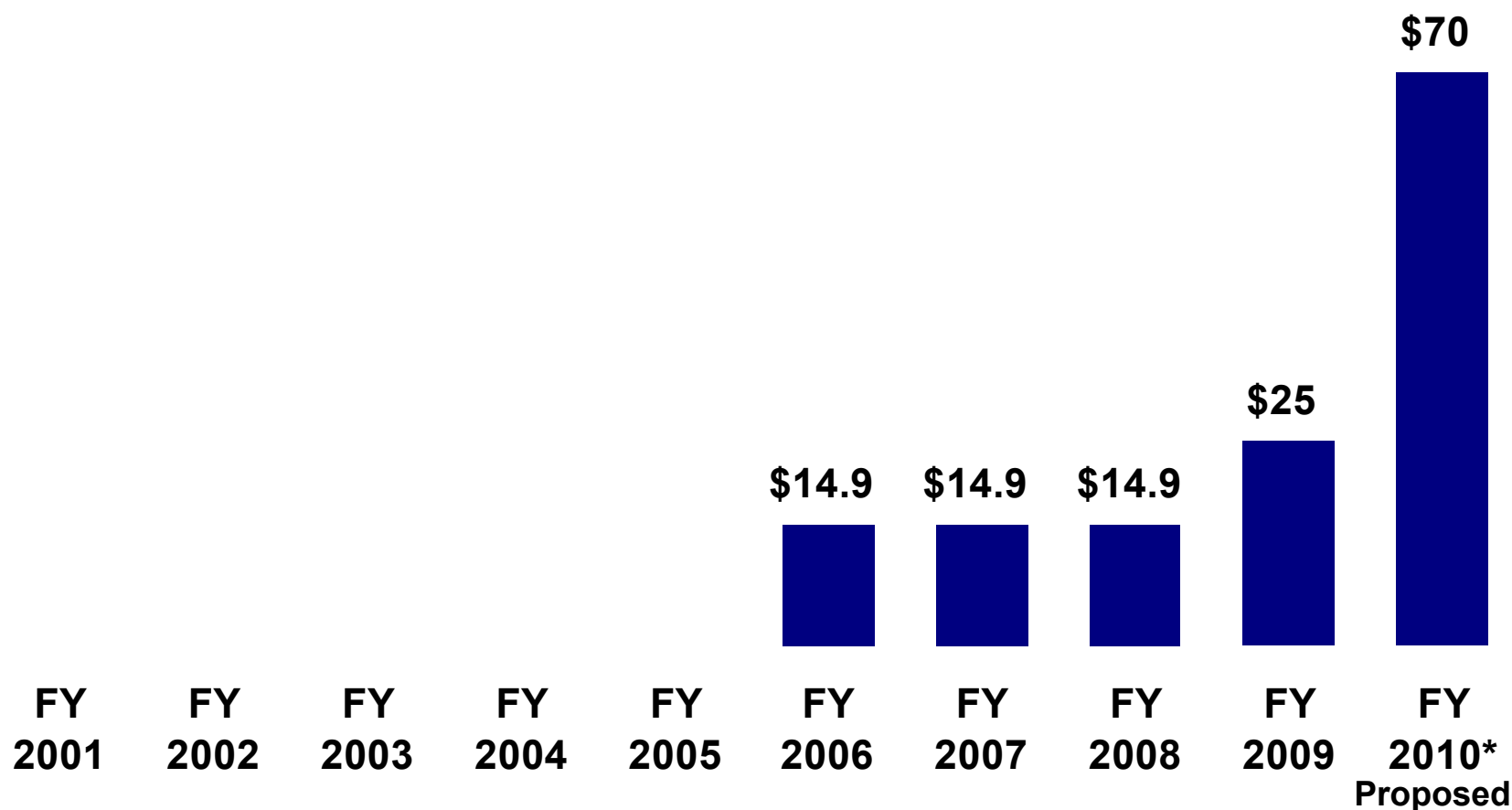
*FY 2010 represents the President's budget request only.

Note: The GHI was created as an initiative in FY 2009, and FY 2009 and FY 2010 amounts are included in its proposal. All prior years represent funding the same programs and accounts which were not yet referred to as the GHI.

Source: Kaiser Family Foundation analysis of data from the Office of Management and Budget, Agency Congressional Budget Justifications, Congressional Appropriations Bills, and White House Statement by the President on Global Health Initiative, May 5, 2009.



Figure 13: Funding for Neglected Tropical Diseases**, FY 2006- FY 2010* (in millions)



*FY 2010 represents the President's budget request only. **Funding for NTDs was first earmarked by Congress in FY 2006.

Note: The GHI was created as an initiative in FY 2009, and FY 2009 and FY 2010 amounts are included in its proposal. All prior years represent funding the same programs and accounts which were not yet referred to as the GHI.

Source: Kaiser Family Foundation analysis of data from the Office of Management and Budget, Agency Congressional Budget Justifications, Congressional Appropriations Bills, and White House Statement by the President on Global Health Initiative, May 5, 2009.

Figure 14: Funding for Maternal & Child Health,
FY 2001- FY 2010* (in millions)**

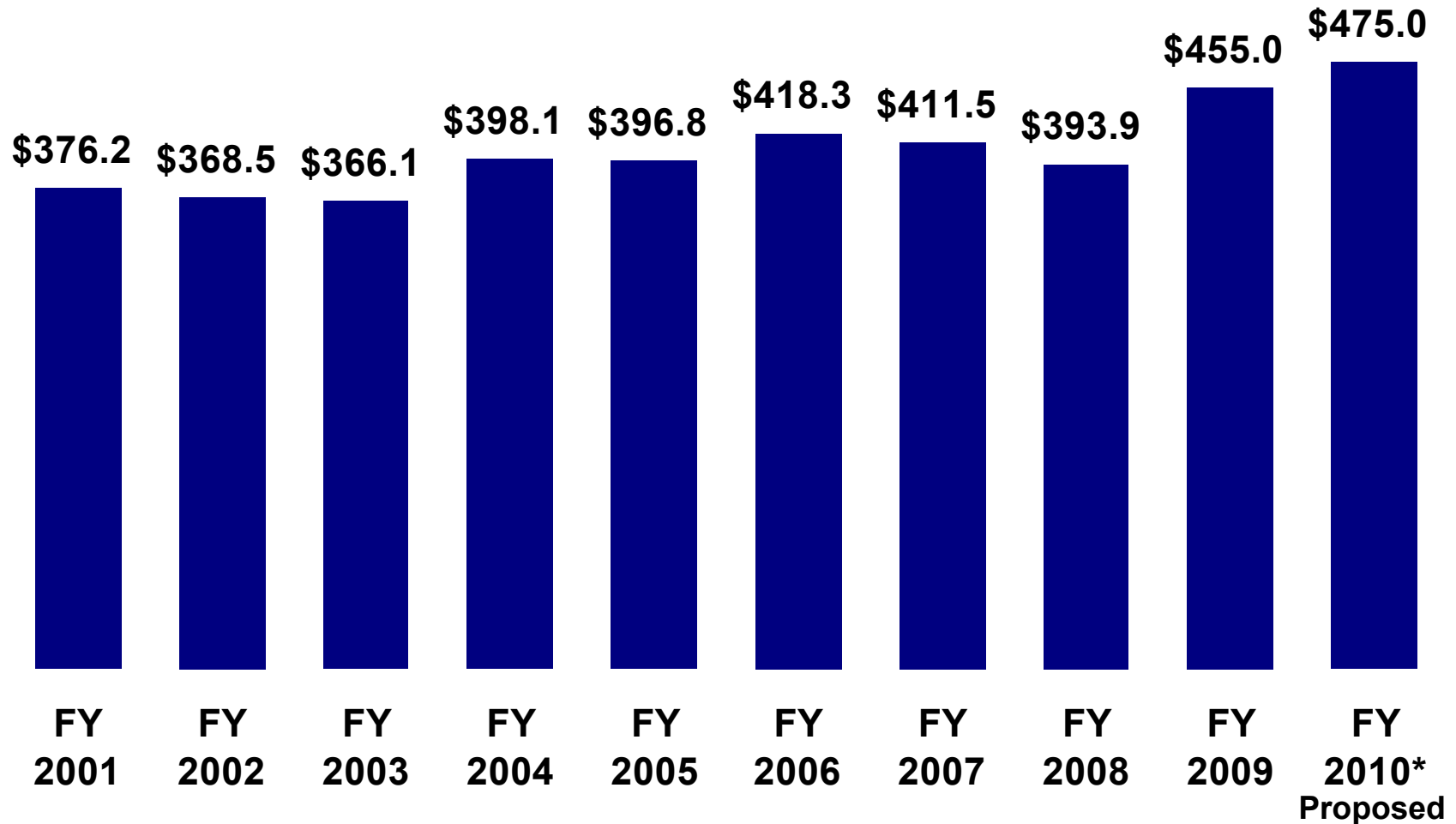


*FY 2010 represents the President's budget request only. **Represents funding earmarked for MCH only, which includes funding for polio and GAVI.

Note: The GHI was created as an initiative in FY 2009, and FY 2009 and FY 2010 amounts are included in its proposal. All prior years represent funding the same programs and accounts which were not yet referred to as the GHI.

Source: Kaiser Family Foundation analysis of data from the Office of Management and Budget, Agency Congressional Budget Justifications, Congressional Appropriations Bills, and White House Statement by the President on Global Health Initiative, May 5, 2009.

Figure 15: Funding for Family Planning/Reproductive Health**, FY 2001- FY 2010* (in millions)

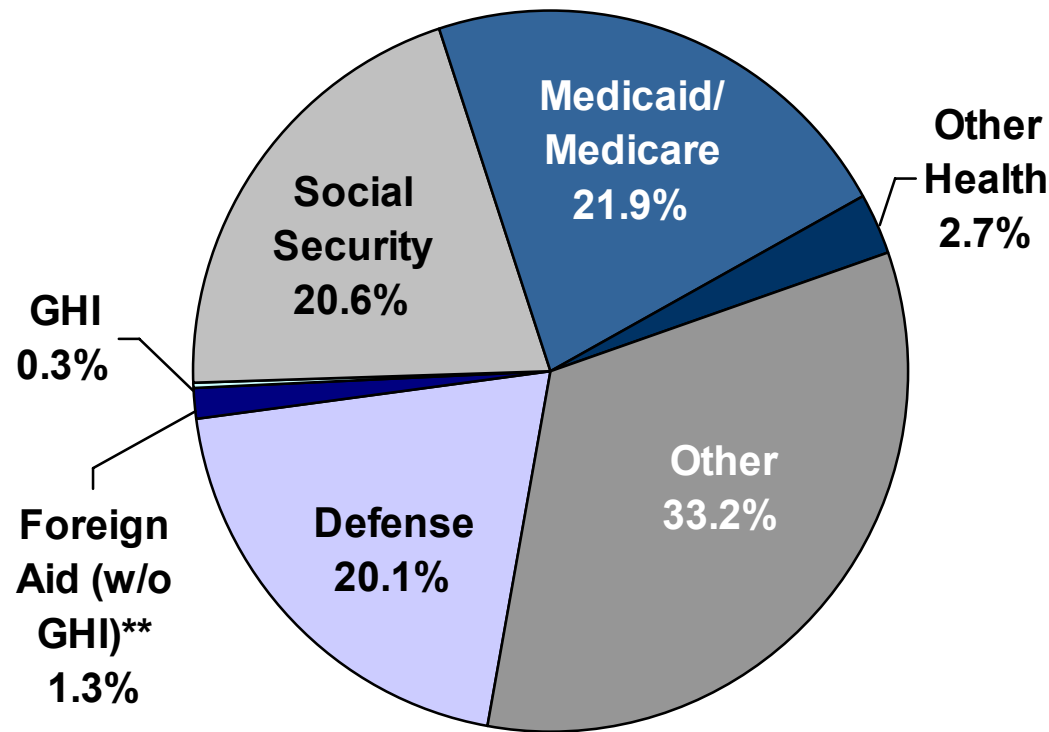


*FY 2010 represents the President's budget request only. **Represents funding earmarked for FP/RH only.

Note: The GHI was created as an initiative in FY 2009, and FY 2009 and FY 2010 amounts are included in its proposal. All prior years represent funding the same programs and accounts which were not yet referred to as the GHI.

Source: Kaiser Family Foundation analysis of data from the Office of Management and Budget, Agency Congressional Budget Justifications, Congressional Appropriations Bills, and White House Statement by the President on Global Health Initiative, May 5, 2009.

Figure 16: Funding for the U.S. Global Health Initiative as Share of Federal Budget Request, FY 2010*



Federal Budget Request
\$3.4 trillion

*FY 2010 represents the President's budget request only. **International Affairs "150 Account" excluding the portion of the GHI that is funded through the 150 Account. Also excludes international financial programs (SF155).

Source: Kaiser Family Foundation analysis of data from the Office of Management and Budget, Agency Congressional Budget Justifications, Congressional Appropriations Bills, and White House Statement by the President on Global Health Initiative, May 5, 2009. Federal budget data by major category were obtained from Historical Tables of the Federal Budget, Table 5.1, "Budget Authority by Function and Subfunction: 1976-2014".



The Henry J. Kaiser Family Foundation

Headquarters

2400 Sand Hill Road
Menlo Park, CA 94025
Phone: (650) 854-9400 Fax: (650) 854-4800

Washington Offices and
Barbara Jordan Conference Center
1330 G Street, NW
Washington, DC 20005
Phone: (202) 347-5270 Fax: (202) 347-5274

www.kff.org

Copies of this publication (#8009-C) and accompanying Policy Brief (#8009) are available on the Kaiser Family Foundation's website at www.kff.org.

The Kaiser Family Foundation is a non-profit, private operating foundation based in Menlo Park, California, dedicated to producing and communicating the best possible analysis and information on health issues.