



**Chartpack**

***Kaiser Health Tracking Poll: August 2009***

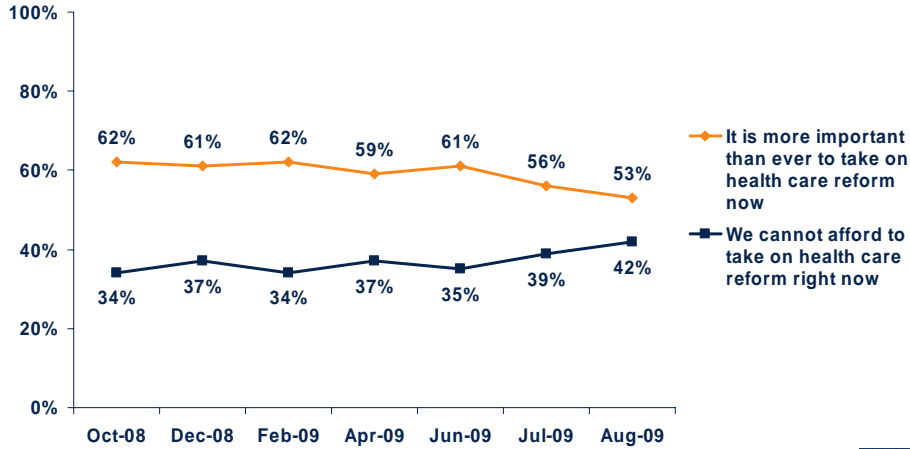
**August 2009**

---

CHART 1

## Health Care Reform... Is Now the Right Time?

Which comes closer to describing your own views? Given the serious economic problems facing the country...



Note: "Don't know/Refused" responses not shown.  
Sources: Kaiser Family Foundation surveys

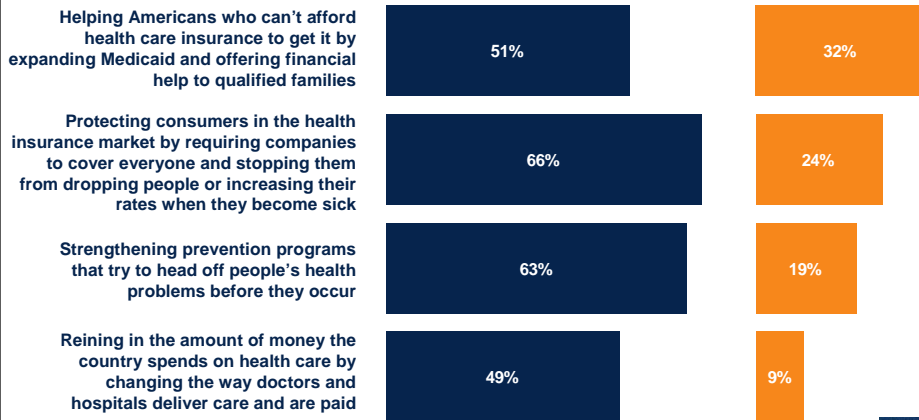


CHART 2

## Ranking the Big Goals of Reform

Percent who say each of the following elements of health care reform currently being discussed is "very important" to them personally\*

Percent who say each element is the MOST important element of health care reform:



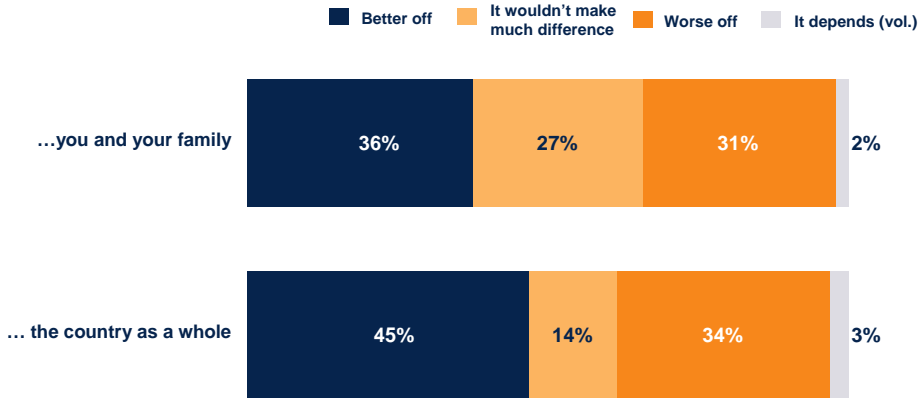
\*Response options abbreviated.  
Source: Kaiser Family Foundation *Health Tracking Poll* (conducted August 4-11, 2009)



CHART 3

## Reform's Impact on Own Family, Country

Do you think (you and your family/the country as a whole) would be better off or worse off if the president and Congress passed health care reform, or don't you think it would make much difference?



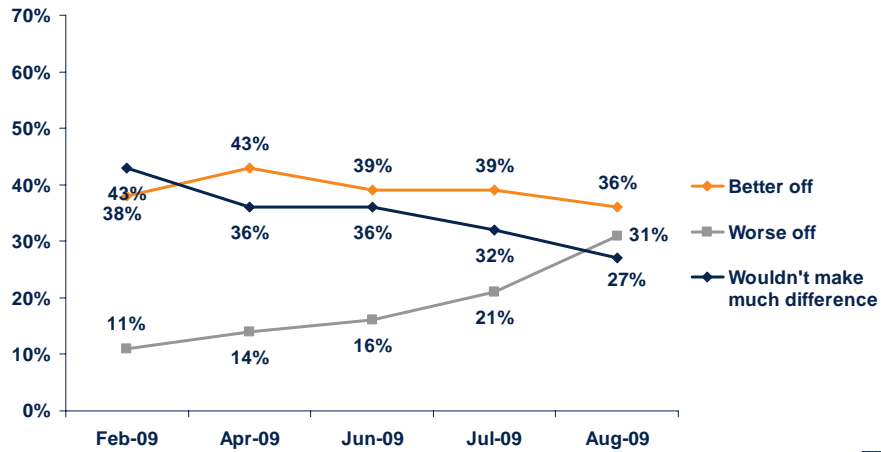
Note: "Don't know/Refused" responses not shown.  
Source: Kaiser Family Foundation *Health Tracking Poll* (conducted August 4-11, 2009)



CHART 4

## Impact on Own Family: Time Trend

Do you think you and your family would be better off or worse off if the president and Congress passed health care reform, or don't you think it would make much difference?



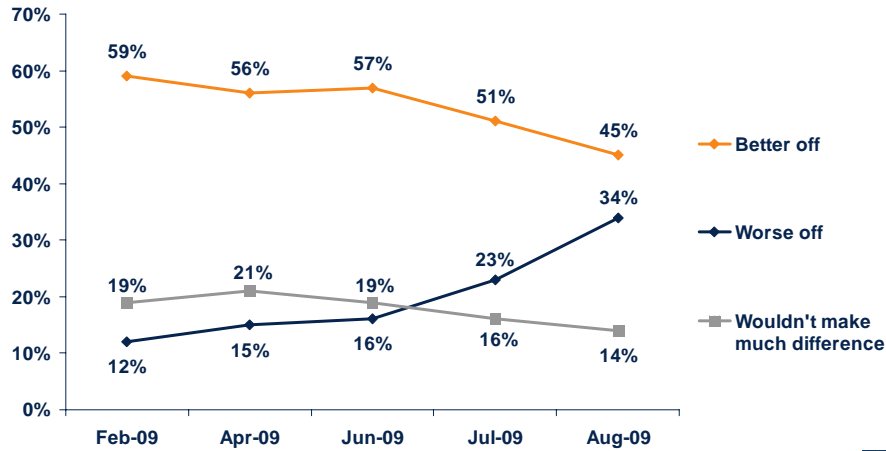
Note: "Don't know/Refused" and "It depends (vol.)" responses not shown.  
Sources: Kaiser Family Foundation surveys



CHART 5

## Impact on Country: Time Trend

Do you think the country as a whole would be better off or worse off if the president and Congress passed health care reform, or don't you think it would make much difference?



Note: "Don't know/Refused" and "It depends (vol.," responses not shown.  
Sources: Kaiser Family Foundation surveys



CHART 6

## More Detailed Look: Impact of Reform on Cost, Quality

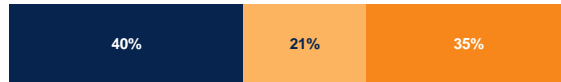
■ Better    ■ Stay about same    ■ Worse

If the president and Congress do pass health care reform, do you think that would make the cost of health care better, worse or would it stay about the same?

...for you and your family



...for the country overall

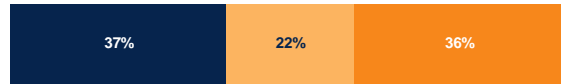


If the president and Congress do pass health care reform, do you think that would make the quality of health care better, worse or would it stay about the same?

...for you personally



...in America



Note: Items asked of separate half samples. "Don't know/Refused" and "It depends (vol.," responses not shown.  
Source: Kaiser Family Foundation *Health Tracking Poll* (conducted August 4-11, 2009)

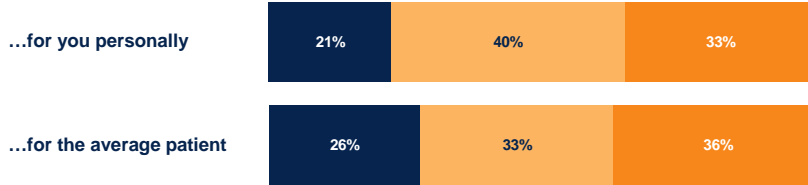


CHART 7

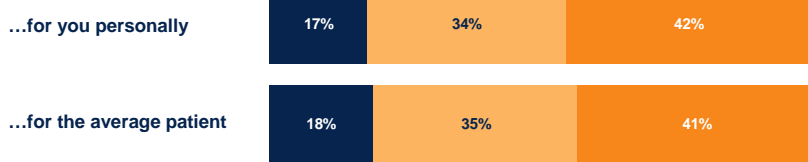
## Impact of Reform on Choice, Wait Times

■ Better     ■ Stay about same     ■ Worse

**If the president and Congress do pass health care reform, do you think that would make the choice of doctors and hospitals better, worse or would it stay about the same?**



**If the president and Congress do pass health care reform, do you think that would make the waiting time for non-emergency procedures and treatments better, worse or would it stay about the same?**



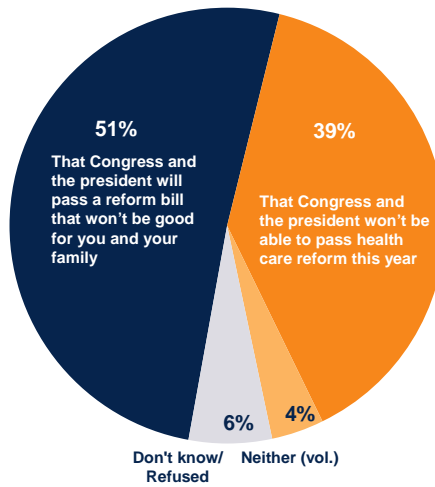
Note: Items asked of separate half samples. "Don't know/Refused" and "It depends (vol.\*)" responses not shown.  
 Source: Kaiser Family Foundation *Health Tracking Poll* (conducted August 4-11, 2009)



CHART 8

## More Worry About Negative Effects Than About Passage

Which worries you more?



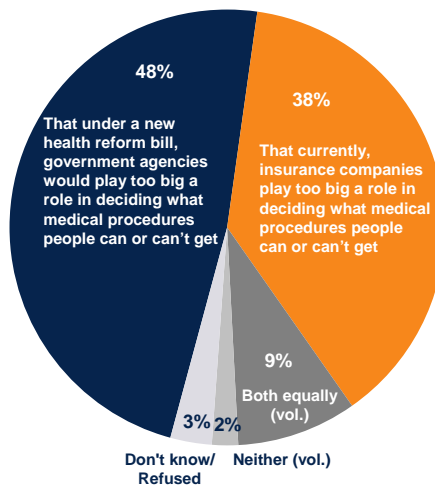
Source: Kaiser Family Foundation *Health Tracking Poll* (conducted August 4-11, 2009)



CHART 9

## Whose Meddling Is Worse: Gov't or Insurance Companies?

Which worries you more?



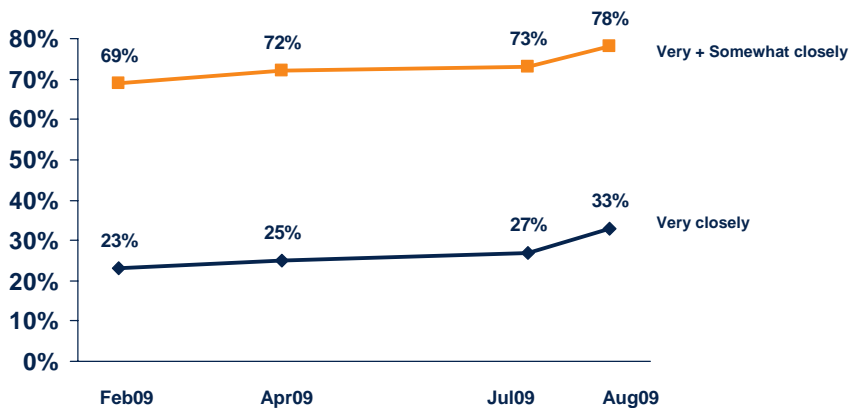
Source: Kaiser Family Foundation Health Tracking Poll (conducted August 4-11, 2009)



CHART 10

## Public Attention Ticks Up

How closely have you been following discussions in Washington about health care reform?



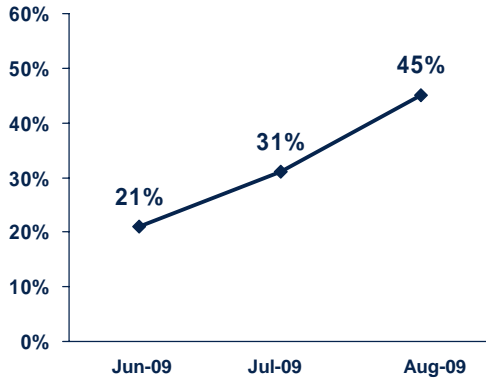
Source: Kaiser Family Foundation Health Tracking Poll



CHART 11

## Nearly Half Have Seen an Ad

Percent who say during the past seven days, they have seen, heard or read any advertisements having to do with proposed changes in the health care system



Source: Kaiser Family Foundation Health Tracking Poll

AMONG THOSE WHO SAY THEY HAVE SEEN, HEARD, OR READ ANY HEALTH REFORM ADS: As far as you could tell, were those ads in favor of or opposed to passing some sort of health care reform this year? (August 09)

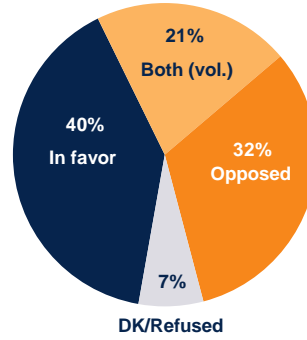
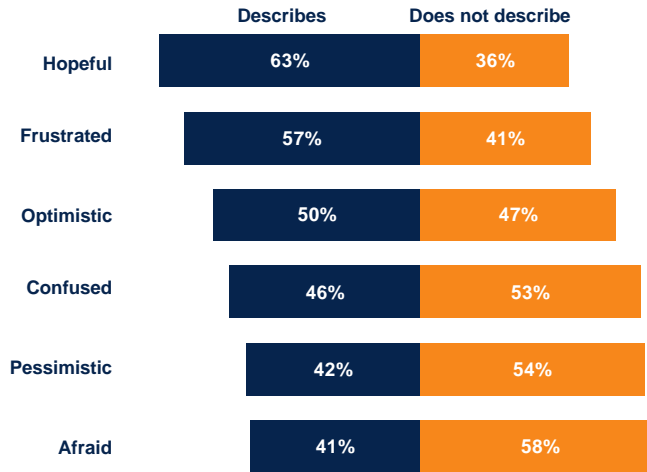


CHART 12

## Hope and Frustration Surround Health Care Debate

Please tell me if each of the following terms does or does not describe your own feelings about the health care reform plans being discussed in Washington.



Note: "Don't know/Refused" responses not shown.  
Source: Kaiser Family Foundation Health Tracking Poll (conducted August 4-11, 2009)



CHART 13

## Feelings Differ Based on Perceived Urgency of Reform

Please tell me if each of the following does or does not describe your own feelings about the health care reform plans being discussed in Washington.

Among those who want reform now	Among those who are opposed to reform now
Hopeful (82%)	Frustrated (69%)
Optimistic (70)	Afraid (62)
Frustrated (48)	Pessimistic (57)
Confused (45)	Confused (47)
Pessimistic (30)	Hopeful (40)
Afraid (25)	Optimistic (29)



Source: Kaiser Family Foundation Health Tracking Poll (conducted August 4-11, 2009)

CHART 14

## Seniors Less Convinced Reform Will Benefit Them


■ Better off  
 ■ Wouldn't make much difference  
 ■ Worse off  
 ■ It depends (vol.)  
 ■ DK/Refused

Do you think you and your family would be better off or worse off if the president and Congress passed health care reform, or don't you think it would make much difference?

Under 65 years old



65 years and older



Do you think the Medicare program for seniors would be better off or worse off if the president and Congress passed health care reform, or don't you think it would make much difference?

Under 65 years old



65 years and older



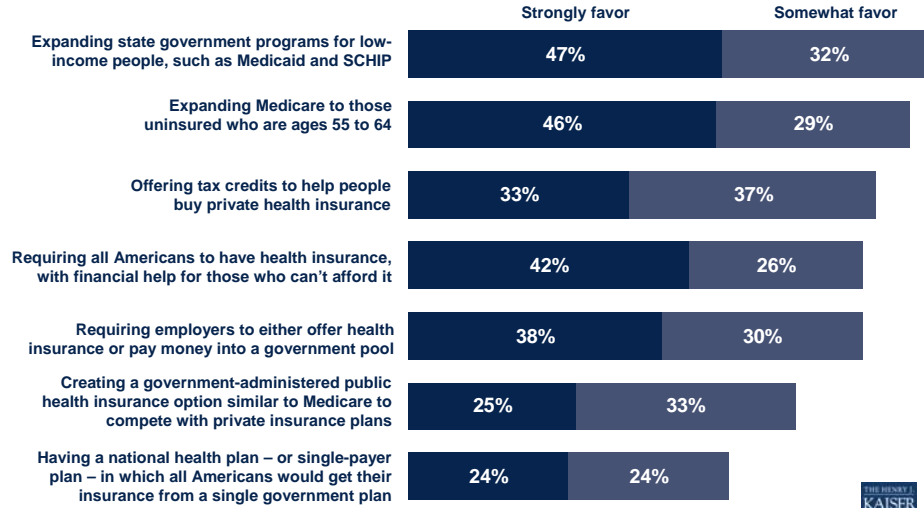
Source: Kaiser Family Foundation Health Tracking Poll (conducted August 4-11, 2009)



CHART 15

## Support Remains for Many Ways of Expanding Coverage

Now I'm going to read you some different ways to increase the number of Americans covered by health insurance. Please tell me whether you would favor or oppose it.




Note: Various items based on half samples.  
Source: Kaiser Family Foundation *Health Tracking Poll* (conducted August 4-11, 2009)



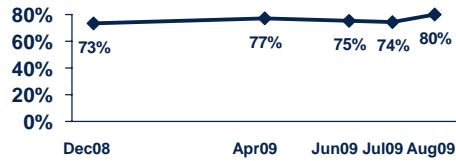
CHART 16

## Examples of Continuing Support

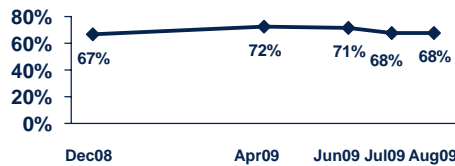
Percent who favor a public option:



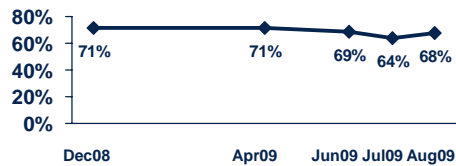
Percent who favor expansion of state programs:



Percent who favor an individual mandate:



Percent who favor an employer mandate:



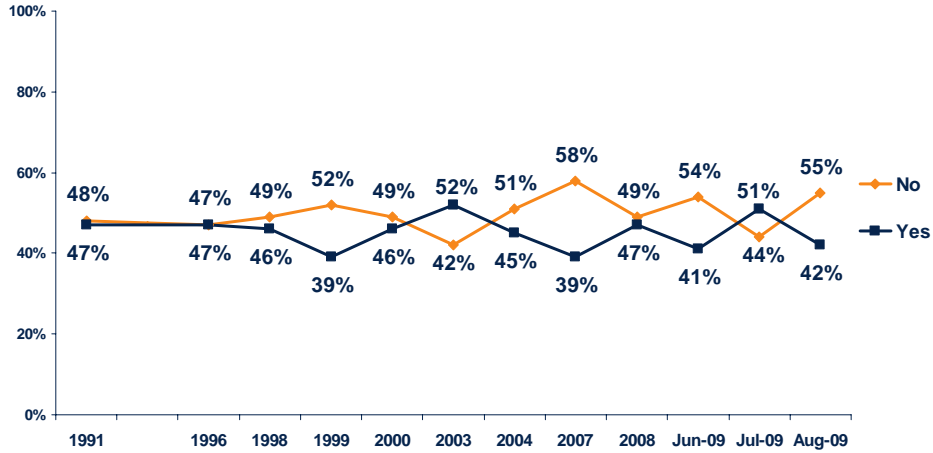
Source: Kaiser Family Foundation *Health Tracking Poll*



CHART 17

## Willing to Pay More

Would you be willing to pay more -- either in higher health insurance premiums or higher taxes -- in order to increase the number of Americans who have health insurance, or not?



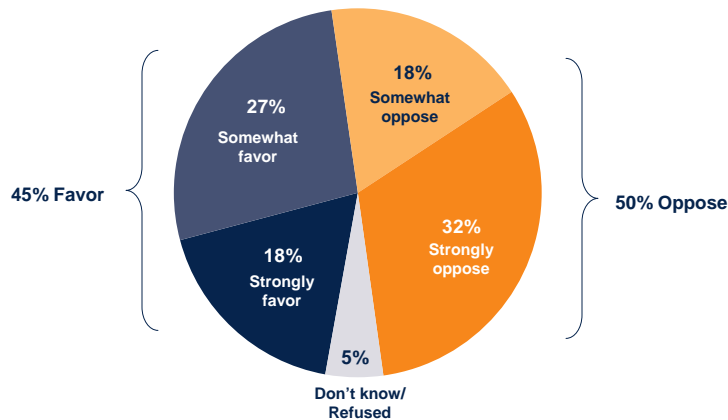
Note: Asked of half sample in July and August 2009. "Don't know/Refused" responses not shown.  
 Sources: NBC News/Wall Street Journal Poll (Jun. 1991), KFF/HSPH Polls (Nov. 1996; Nov. 1998; Oct. 1999; Nov. 2000; Feb. 2003; and Nov. 2004), Washington Post/KFF/HSPH Survey (May 2007), KFF/HSPH *The Public's Health Care Agenda for the New President and Congress* (Dec. 2008); Kaiser Family Foundation *Health Tracking Poll* (Jun, Jul, and Aug 2009)



CHART 18

## Changing Tax Treatment of Employer Health Benefits

Right now, workers do not pay taxes on the money that their employer puts into their health insurance benefits. Some policymakers are proposing that workers with the most generous health care benefits should pay taxes on a share of the money the employer puts into that health insurance, with those taxes helping to pay for health care reform including covering more of the uninsured. Do you favor or oppose changing the law so that workers with the most generous health care benefits would pay taxes on the money their employer puts toward their coverage?



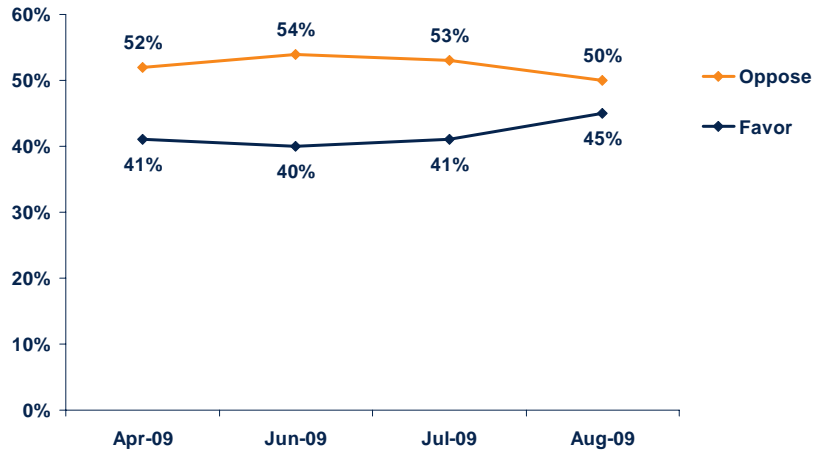
Source: Kaiser Family Foundation *Health Tracking Poll* (conducted August 4-11, 2009)



CHART 19

## Changing Tax Treatment of Employer Health Benefits: Time Trend

Do you favor or oppose changing the law so that workers with the most generous health care benefits would pay taxes on the money their employer puts toward their coverage?



Source: Kaiser Family Foundation surveys

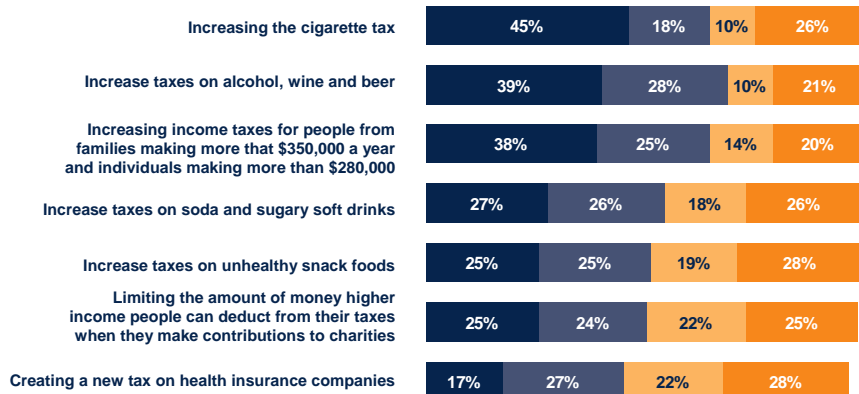


CHART 20

## Other Tax Options

Please tell me if you would favor or oppose each of the following to help pay for health care reform and provide coverage for more of the uninsured.

Strongly favor
  Somewhat favor
  Somewhat oppose
  Strongly oppose



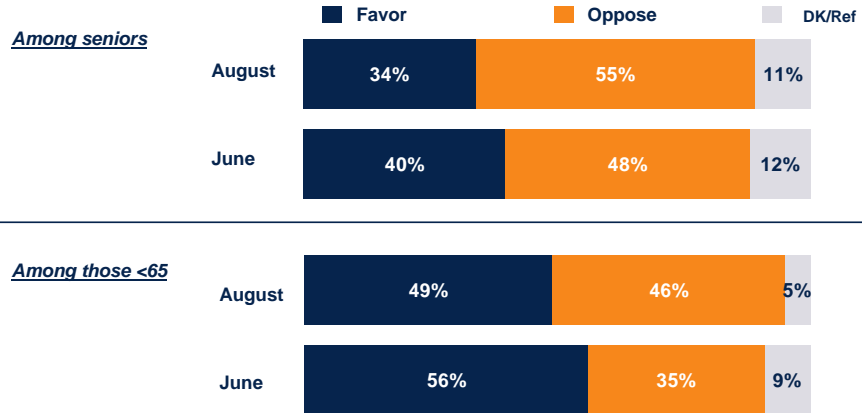
Note: Asked of half sample. "Don't know/Refused" responses not shown.  
Source: Kaiser Family Foundation *Health Tracking Poll* (conducted August 4-11, 2009)



CHART 21

## Support for Limiting Medicare Payments Slips

Currently, the government determines how much doctors and hospitals get paid to treat people on Medicare. Would you favor or oppose limiting future increases in these payments as a way to help pay for health care reform?



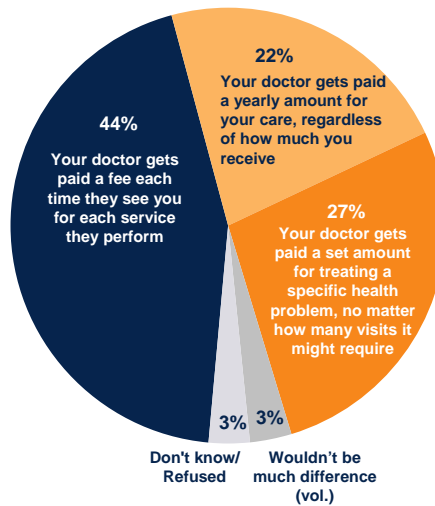
Source: Kaiser Family Foundation *Health Tracking Poll* (conducted August 4-11, 2009); *KFF Health Tracking Poll* (conducted June 1-8, 2009)



CHART 22

## How to Reimburse Physicians?

Which of the following do you think is the best way to pay doctors for the work they do?



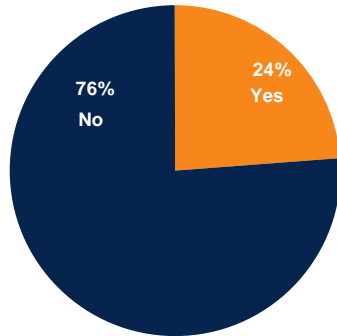
Source: Kaiser Family Foundation *Health Tracking Poll* (conducted August 4-11, 2009)



CHART 23

## Financial Consequences of Medical Bills

In the past twelve months, did you or another family member in your household have any problems paying medical bills, or not?



In the past twelve months, have you done each of the following because of medical bills, or not?



Did ANY of the above 19%

Source: Kaiser Family Foundation *Health Tracking Poll* (conducted August 4-11, 2009)



CHART 24

### Methodology


This *Kaiser Health Tracking Poll* was designed and analyzed by public opinion researchers at the Kaiser Family Foundation led by Mollyann Brodie, Ph.D., including Claudia Deane and Carolina Gutiérrez. The survey was conducted August 4 through August 11, 2009, among a nationally representative random sample of 1,203 adults ages 18 and older. Telephone interviews conducted by landline (801) and cell phone (402, including 123 who had no landline telephone) were carried out in English and Spanish by Princeton Survey Research Associates.

The margin of sampling error for the total sample is plus or minus 3 percentage points. For results based on subgroups, the margin of sampling error is higher. Note that sampling error is only one of many potential sources of error in this or any other public opinion poll.

"VOL" indicates that a response was volunteered by respondent, not an explicitly offered choice.

Due to rounding, percentages may not add to 100.





## **The Henry J. Kaiser Family Foundation**

Headquarters  
2400 Sand Hill Road  
Menlo Park, CA 94025  
Phone: (650) 854-9400 Fax: (650) 854-4800

Washington Offices and  
Barbara Jordan Conference Center  
1330 G Street, NW  
Washington, DC 20005  
Phone: (202) 347-5270 Fax: (202) 347-5274

**[www.kff.org](http://www.kff.org)**

This publication (#7965) is available on the  
Kaiser Family Foundation website at [www.kff.org](http://www.kff.org).

*The Kaiser Family Foundation is a non-profit private operating foundation, based in Menlo Park, California, dedicated to producing and communicating the best possible analysis and information on health issues.*