

*Chartpack*

## ***Kaiser Health Tracking Poll: June 2009***

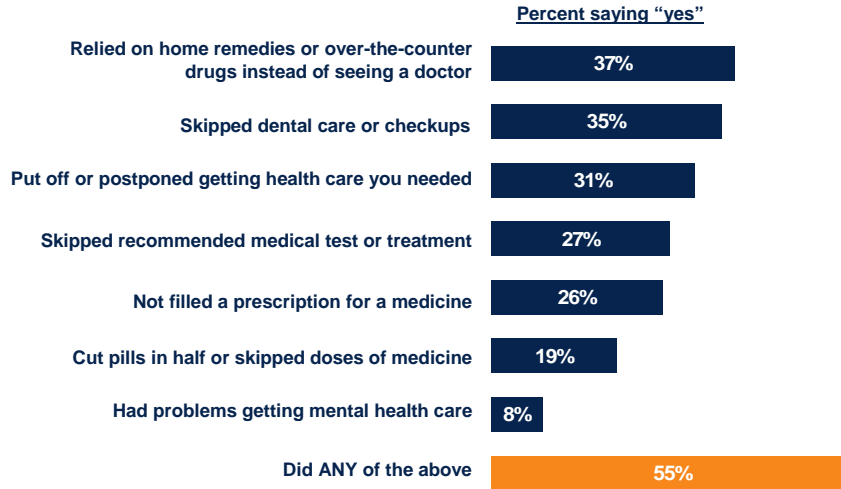
**June 2009**

---

CHART 1

## Putting Off Care Because of Cost

In the past 12 months, have you or another family member living in your household... because of the COST, or not?



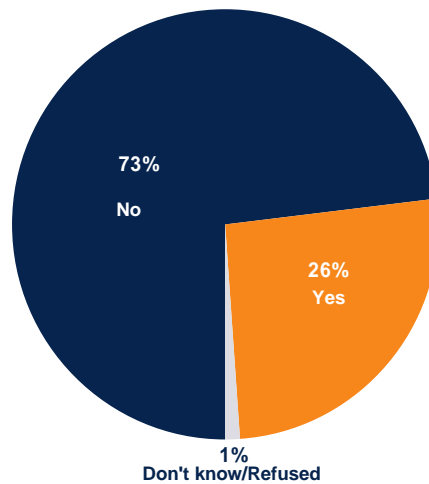
Source: Kaiser Family Foundation *Health Tracking Poll* (conducted June 1-8, 2009)



CHART 2

## Problems Paying Medical Bills

In the past 12 months, did you or another family member in your household have any problems paying medical bills, or not?



Source: Kaiser Family Foundation *Health Tracking Poll* (conducted June 1-8, 2009)

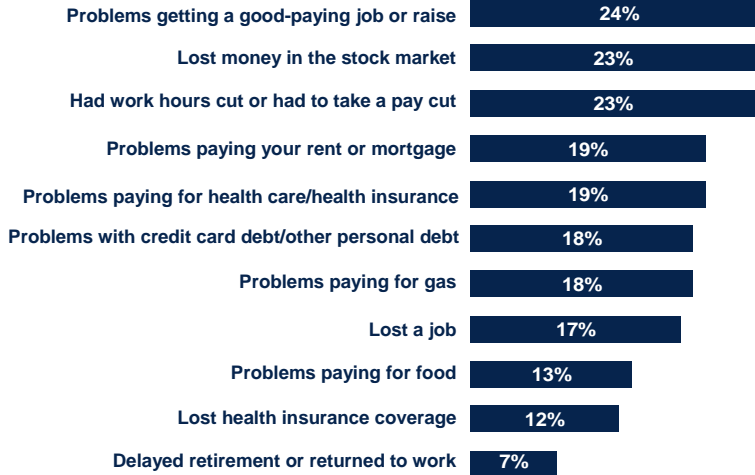


CHART 3

## Recession-Related Problems

Have you or your family experienced any of the following problems as a result of the economic downturn, or not? If yes: Was this a serious problem, or not?

Percent of the total public saying each was a "serious problem"



Source: Kaiser Family Foundation *Health Tracking Poll* (conducted June 1-8, 2009)

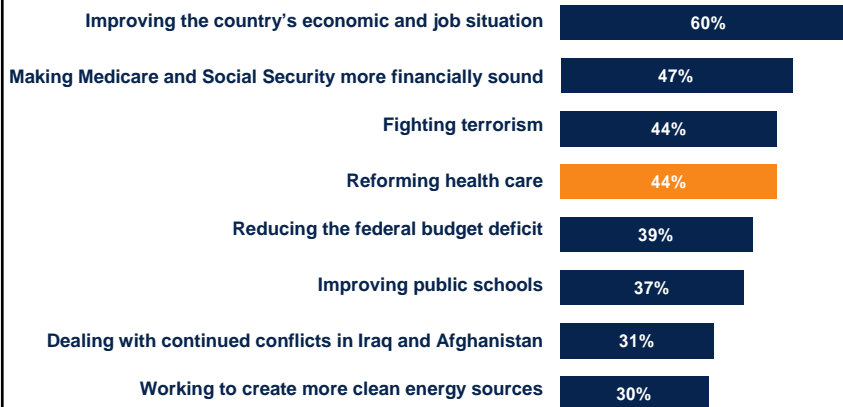


CHART 4

## Priorities for the President and Congress

I'm going to read you a list of some different things the new president and Congress might try to act on this year. As I read each one, tell me if you think it should be one of their top priorities, very important but not a top priority, somewhat important, or not that important.

Percent saying each should be a top priority



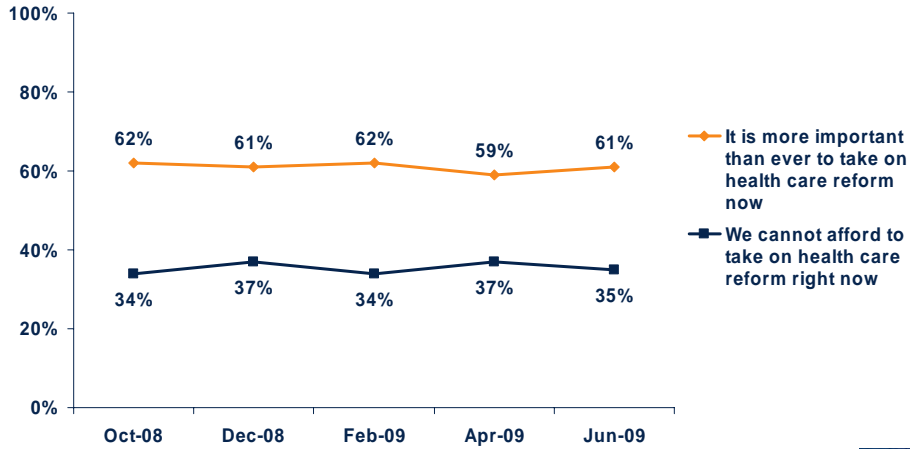
Note: Various items asked of separate half samples.  
Source: Kaiser Family Foundation *Health Tracking Poll* (conducted June 1-8, 2009)



CHART 5

## Health Care Reform... Is Now the Right Time?

Which comes closer to describing your own views? Given the serious economic problems facing the country...



Note: "Don't know/Refused" responses not shown.  
Sources: Kaiser Family Foundation surveys

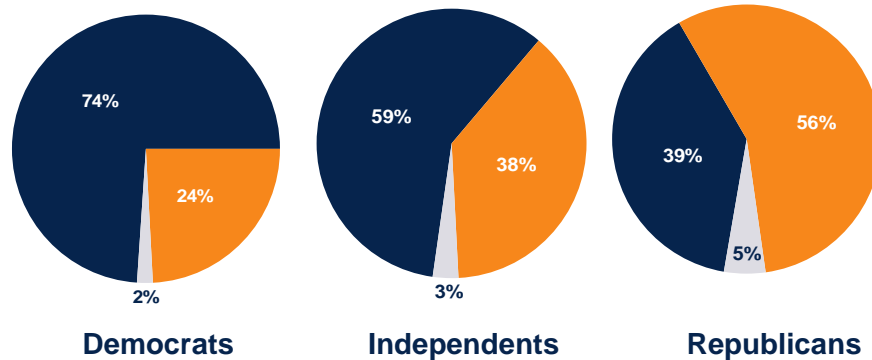


CHART 6

## Democrats, Independents Say Reform Now

Which comes closer to describing your own views? Given the serious economic problems facing the country...

■ It is *more important than ever* to take on health care reform now ■ We *cannot afford* to take on health care reform right now ■ Don't know/Refused



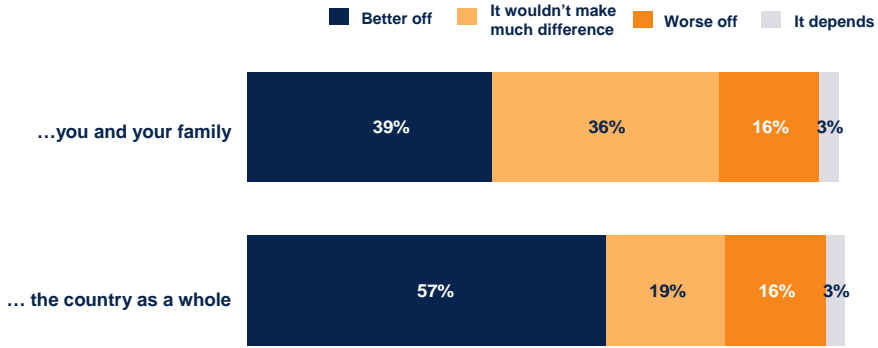
Source: Kaiser Family Foundation *Health Tracking Poll* (conducted June 1-8, 2009)



CHART 7

## Reform's Impact on Own Family, Country

Do you think (you and your family/the country as a whole) would be better off or worse off if the president and Congress passed health care reform, or don't you think it would make much difference?



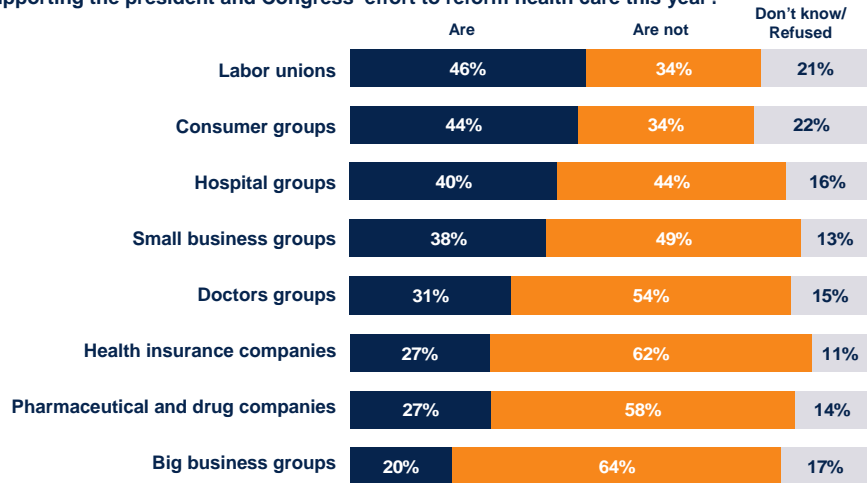
Note: "Don't know/Refused" responses not shown.  
Source: Kaiser Family Foundation *Health Tracking Poll* (conducted June 1-8, 2009)



CHART 8

## Views of Interest Groups' Support for Reform

To the best of your knowledge, do you think each of the following groups are or are not supporting the president and Congress' effort to reform health care this year?



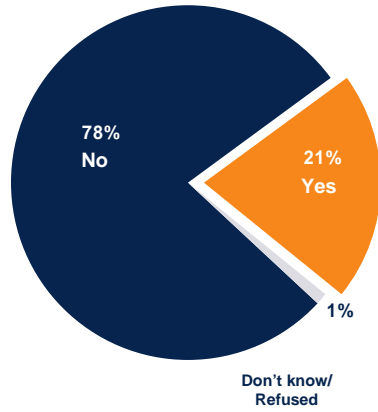
Note: Items asked of separate half samples.  
Source: Kaiser Family Foundation *Health Tracking Poll* (conducted June 1-8, 2009)



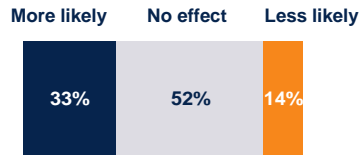
CHART 9

## Advertising and Reported Impact

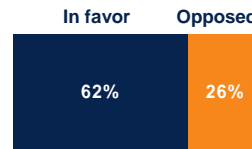
During the past seven days, did you see, hear or read any advertisements having to do with proposed changes in the health care system?



Did these advertisements make you more or less likely to believe that major changes are needed in the health care system?\*



As far as you could tell, were those ads in favor of or opposed to passing some sort of health care reform this year?\*



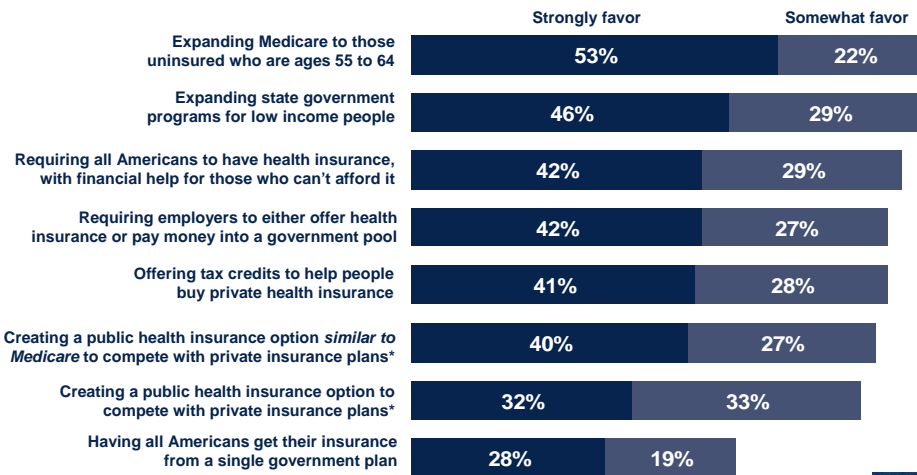
\*Note: Based on those who have seen advertisements; "Don't know/Refused" responses not shown  
Source: Kaiser Family Foundation *Health Tracking Poll* (conducted June 1-8, 2009)



CHART 10

## Public Supports Many Ways of Expanding Coverage

Now I'm going to read you some different ways to increase the number of Americans covered by health insurance. Please tell me if you would favor or oppose each option.



Note: Various items based on half samples. Items marked with an \* asked of two separate half samples as a wording experiment  
Source: Kaiser Family Foundation *Health Tracking Poll* (conducted June 1-8, 2009)



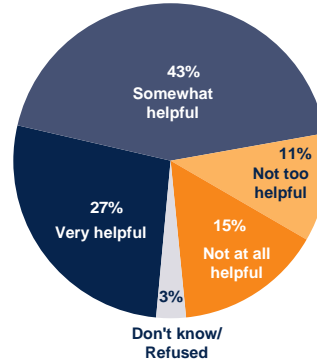
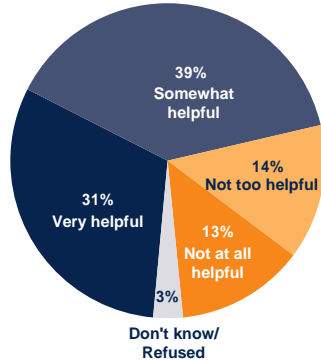
CHART 11

## Insurance Exchange: How Helpful?

If you had to get health insurance on your own, how helpful would you find an independent organization or exchange that provides a range of health insurance plans...

... to choose from while also guaranteeing that participating plans would not deny coverage to those with pre-existing conditions or charge higher premiums to those who are in poorer health?

... approved by the government – do you think it would be very helpful, somewhat helpful, not too helpful, or not at all helpful to you?



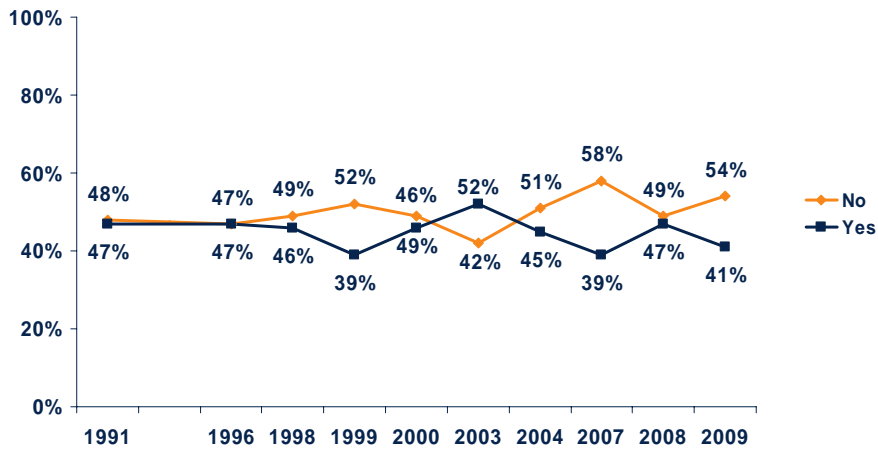
Source: Kaiser Family Foundation *Health Tracking Poll* (conducted June 1-8, 2009)



CHART 12

## Willing to Pay More?

Would you be willing to pay more -- either in higher health insurance premiums or higher taxes -- in order to increase the number of Americans who have health insurance, or not?



Note: "Don't know/Refused" responses not shown.

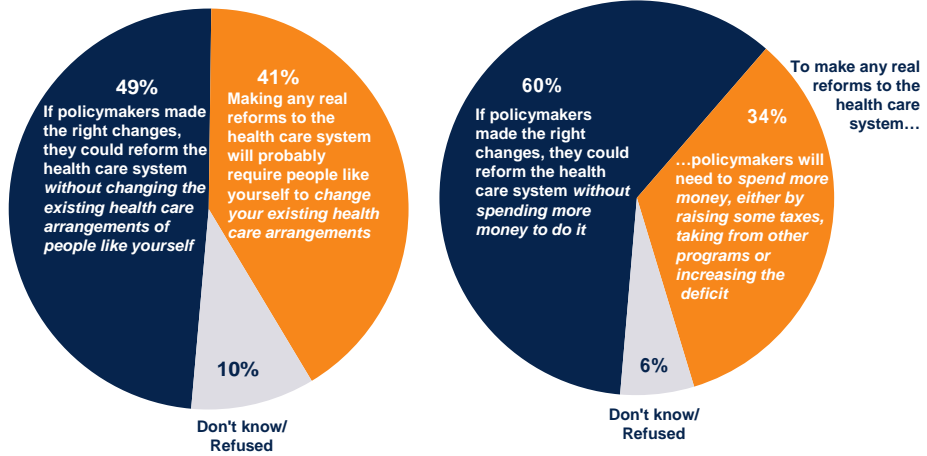
Sources: NBC News/Wall Street Journal Poll (Jun. 1991), KFF/HSPH/Harvard School of Public Health Polls (Nov. 1996; Nov. 1998; Oct. 1999; Nov. 2000; Feb. 2003; and Nov. 2004), Washington Post/KFF/Harvard Survey (May 2007), KFF/HSPH *The Public's Health Care Agenda for the New President and Congress* (Dec. 2008); Kaiser Family Foundation *Health Tracking Poll* (conducted June 1-8, 2009)



CHART 13

## Majority Say Reform Can Happen Without Sacrifice

Which comes closer to your opinion...?



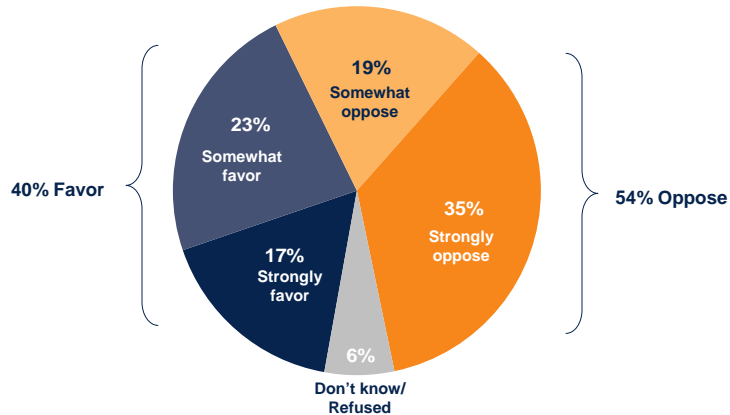
Source: Kaiser Family Foundation Health Tracking Poll (conducted June 1-8, 2009)



CHART 14

## Changing Tax Treatment of Employer Health Benefits

Right now, workers do not pay taxes on the money that their employer puts into their health insurance benefits. Some policymakers are proposing that workers with the most generous health care benefits should pay taxes on a share of the money the employer puts into that health insurance, with those taxes helping to pay for health care reform, including covering more of the uninsured. Do you favor or oppose changing the law so that workers with the most generous health care benefits would pay taxes on the money their employer puts toward their coverage?



Source: Kaiser Family Foundation Health Tracking Poll (conducted June 1-8, 2009)



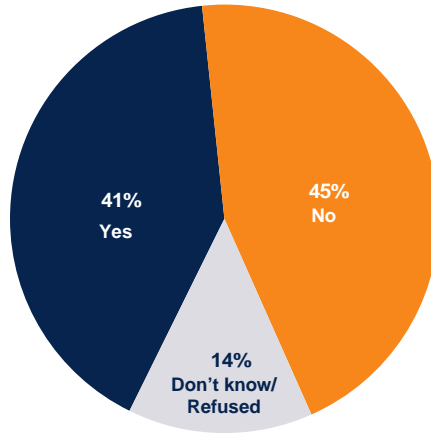


CHART 15

## Percent Who Identify as Having Generous Benefits

AMONG THE 52% WITH EMPLOYER-SPONSORED HEALTH INSURANCE:

Do you think your health insurance plan would be considered among the most generous and be subject to the new tax, or not?



Source: Kaiser Family Foundation *Health Tracking Poll* (conducted June 1-8, 2009)

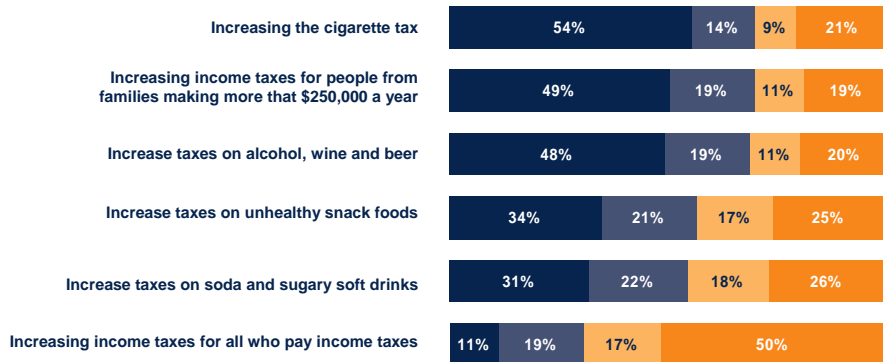


CHART 16

## Other Tax Options

Please tell me if you would favor or oppose each of the following to help pay for health care reform and provide coverage for more of the uninsured.

■ Strongly favor
 ■ Somewhat favor
 ■ Somewhat oppose
 ■ Strongly oppose



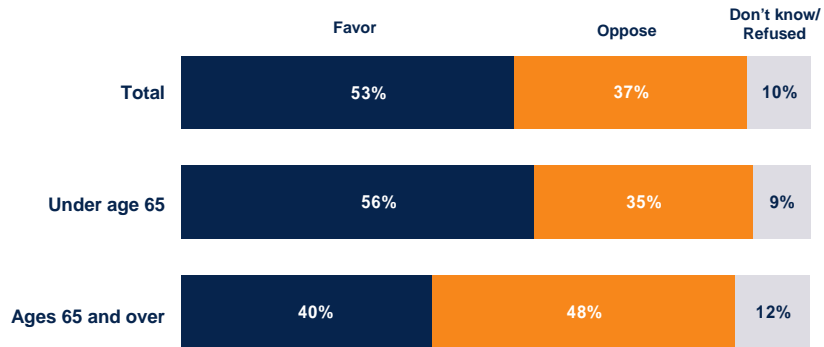
Note: "Don't know/Refused" responses not shown.  
Source: Kaiser Family Foundation *Health Tracking Poll* (conducted June 1-8, 2009)



CHART 17

## Reducing Medicare Payments to Fund Reform

Currently, the government determines how much doctors and hospitals get paid to treat people on Medicare. Would you favor or oppose limiting future increases in these payments as a way to help pay for health care reform?



Source: Kaiser Family Foundation Health Tracking Poll (conducted June 1-8, 2009)



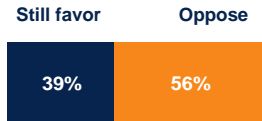
CHART 18

## Taxing Soft Drinks

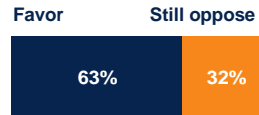
Please tell me if you would favor or oppose increasing taxes on soda and sugary soft drinks to help pay for health care reform and provide coverage for more of the uninsured.



**Supporters were asked:** What if you heard that this kind of tax increase would hit low income people the hardest?



**Opponents were asked:** What if you heard that this increase would raise money for health care reform while also tackling the health problems that stem from being overweight?



Note: Follow up question on left asked of those who initially favored. Graph below it based on total, where "oppose" includes those who initially opposed along with those who opposed after hearing the follow up. Follow up question on right asked of those who initially opposed. Graph below it based on total, where "favor" includes those who initially favored along with those who favored after hearing the follow up. "Don't know/Refused" responses not shown.

Source: Kaiser Family Foundation Health Tracking Poll (conducted June 1-8, 2009)



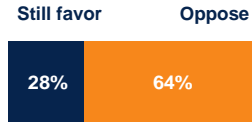
CHART 19

## Employer Mandate

Would you favor or oppose requiring employers to offer health insurance to their workers or pay money into a government fund that will pay to cover those without insurance?



**Supporters were asked:** What if you heard that paying for this may cause some employers to lay off some workers?



**Opponents were asked:** What if you heard that this would be more fair because today some employers pay for health insurance and some do not?



Note: Follow up question on left asked of those who initially favored. Graph below it based on total, where "oppose" includes those who initially opposed along with those who opposed after hearing the follow up. Follow up question on right asked of those who initially opposed. Graph below it based on total, where "favor" includes those who initially favored along with those who favored after hearing the follow up. "Don't know/Refused" responses not shown.

Source: Kaiser Family Foundation *Health Tracking Poll* (conducted June 1-8, 2009)



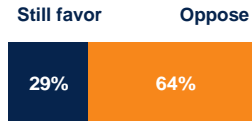
CHART 20

## Individual Mandate

Would you favor requiring all Americans to have health insurance, either from their employer or from another source, with financial help for those who can't afford it?



**Supporters were asked:** What if you heard that this could mean that some people would be required to buy health insurance that they find too expensive or did not want?



**Opponents were asked:** What if you heard that without such a requirement, insurance companies would still be allowed to deny coverage to people who are sick?



Note: Follow up question on left asked of those who initially favored. Graph below it based on total, where "oppose" includes those who initially opposed along with those who opposed after hearing the follow up. Follow up question on right asked of those who initially opposed. Graph below it based on total, where "favor" includes those who initially favored along with those who favored after hearing the follow up. "Don't know/Refused" responses not shown.

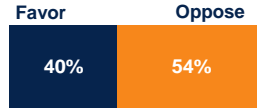
Source: Kaiser Family Foundation *Health Tracking Poll* (conducted June 1-8, 2009)



CHART 21

## Changing Tax Treatment: Arguments for Supporters

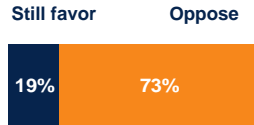
Do you favor or oppose changing the law so that workers with the most generous health care benefits would pay taxes on the money their employer puts toward their coverage?



ASKED OF THOSE WHO FAVOR CHANGING THE LAW:

What if you heard that changing the tax treatment of workers' health benefits would ...

... mean fewer employers would offer health insurance?



... be unfair because it is taking away a benefit that people accepted in place of higher wages?



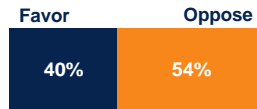
Note: Follow up questions asked of those who initially favored. Responses shown on bottom graphs are based on total, where "oppose" includes those who initially opposed and those who opposed after hearing the follow up. "Don't know/Refused" responses not shown. Source: Kaiser Family Foundation *Health Tracking Poll* (conducted June 1-8, 2009)



CHART 22

## Changing Tax Treatment: Arguments for Opponents

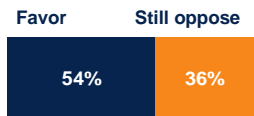
Do you favor or oppose changing the law so that workers with the most generous health care benefits would pay taxes on the money their employer puts toward their coverage?



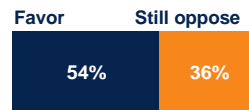
ASKED OF THOSE WHO OPPOSE CHANGING THE LAW:

What if you heard that the current policy...

... is unfair because, right now, those Americans who buy their own health insurance instead of getting it through an employer don't get a tax break?



... is unfair because higher-workers get a bigger tax break than lower-wage workers?



Note: Follow up questions asked of those who initially opposed. Responses shown on bottom graphs are based on total, where "favor" includes those who initially favored and those who favored after hearing the follow up. "Don't know/Refused" responses not shown. Source: Kaiser Family Foundation *Health Tracking Poll* (conducted June 1-8, 2009)



## Methodology

This *Kaiser Health Tracking Poll* was designed and analyzed by public opinion researchers at the Kaiser Family Foundation led by Mollyann Brodie, Ph.D., including Claudia Deane and Carolina Gutiérrez. The survey was conducted June 1 through June 8, 2009, among a nationally representative random sample of 1,205 adults ages 18 and older. Telephone interviews conducted by landline (804) and cell phone (401, including 157 who had no landline telephone) were carried out in English and Spanish by Princeton Survey Research Associates.

The margin of sampling error for the total sample is plus or minus 3 percentage points. For results based on subgroups, the margin of sampling error is higher. Note that sampling error is only one of many potential sources of error in this or any other public opinion poll.



## **The Henry J. Kaiser Family Foundation**

Headquarters  
2400 Sand Hill Road  
Menlo Park, CA 94025  
Phone: (650) 854-9400 Fax: (650) 854-4800

Washington Offices and  
Barbara Jordan Conference Center  
1330 G Street, NW  
Washington, DC 20005  
Phone: (202) 347-5270 Fax: (202) 347-5274

**[www.kff.org](http://www.kff.org)**

This publication (#7924) is available on the  
Kaiser Family Foundation website at [www.kff.org](http://www.kff.org).

*The Kaiser Family Foundation is a non-profit private operating foundation, based in Menlo Park, California, dedicated to producing and communicating the best possible analysis and information on health issues.*