

Chartpack

Kaiser Health Tracking Poll: February 2009

February 2009

Methodology

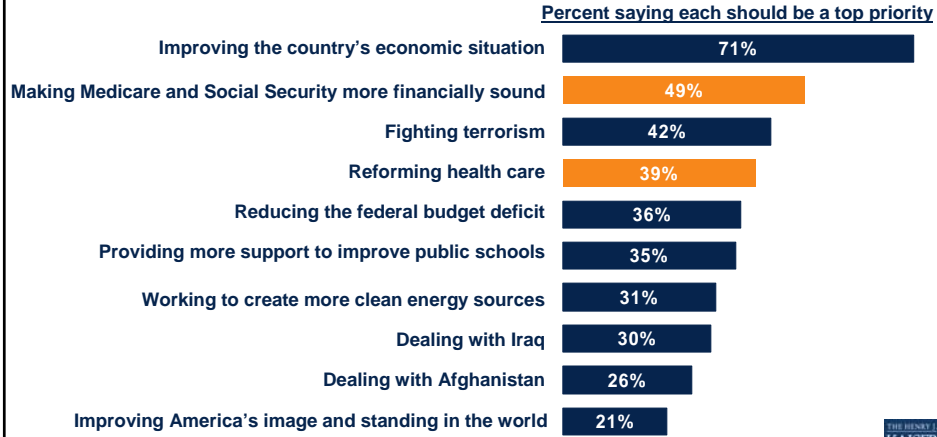
This *Kaiser Health Tracking Poll* was designed and analyzed by public opinion researchers at the Kaiser Family Foundation led by Mollyann Brodie, Ph.D., including Claudia Deane and Carolina Gutiérrez. The survey was conducted February 3 through February 12, 2009, among a nationally representative random sample of 1,204 adults ages 18 and older. Telephone interviews conducted by landline (903) and cell phone (301, including 123 who had no landline telephone) were carried out in English and Spanish by Princeton Survey Research Associates.

The margin of sampling error for the total sample is plus or minus 3 percentage points. For results based on subgroups, the margin of sampling error is higher. Note that sampling error is only one of many potential sources of error in this or any other public opinion poll.

CHART 1

Priorities for the President and Congress

I'm going to read you a list of some different things the new president and Congress might try to act on.... As I read each one, tell me if you think it should be one of their top priorities, very important but not a top priority, somewhat important, or not that important.



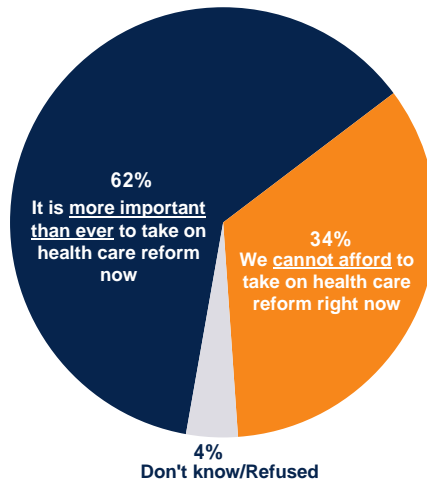
Note: Various items asked of separate half samples.
Source: Kaiser Health Tracking Poll (conducted Feb. 3-12, 2009)



CHART 2

Health Care Reform in Economic Hard Times

Which comes closer to describing your own views? Given the serious economic problems facing the country...



Source: Kaiser Health Tracking Poll (conducted Feb. 3-12, 2009)

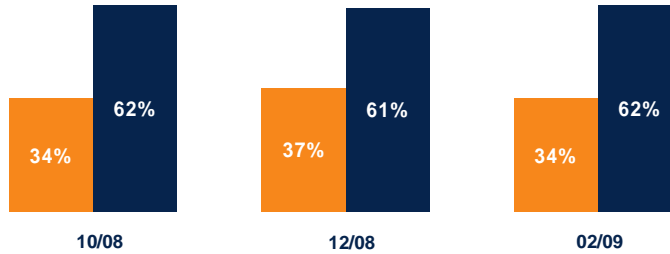


CHART 3

Support Consistently High Despite Bad News

Which comes closer to describing your own views? Given the serious economic problems facing the country...

- We cannot afford to take on health care reform right now
- It is more important than ever to take on health care reform now



Note: "Don't know/Refused" not shown
Source: Kaiser Health Tracking Poll (conducted Feb. 3-12, 2009)

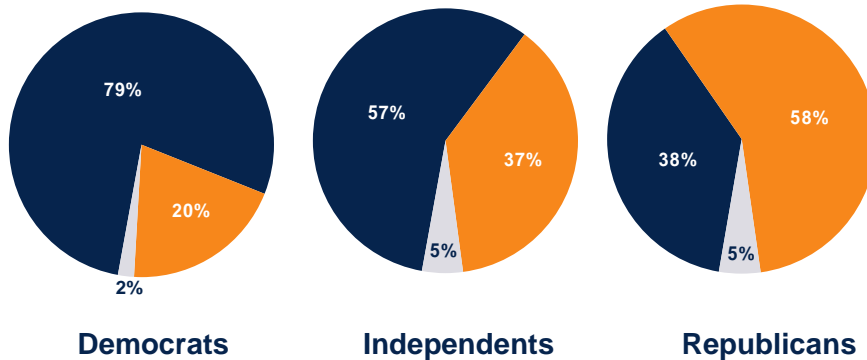


CHART 4

Democrats, Independents See Need for Reform Now

Which comes closer to describing your own views? Given the serious economic problems facing the country...

- It is more important than ever to take on health care reform now
- We cannot afford to take on health care reform right now
- Don't know/Refused



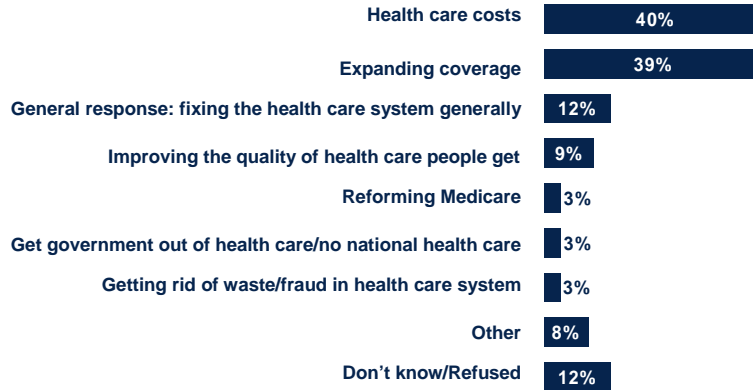
Source: Kaiser Health Tracking Poll (conducted Feb. 3-12, 2009)



CHART 5

What Does 'Health Care Reform' Mean to You?

And when you hear people talking about health care reform, what does that mean to you, in your own words? (open-end)



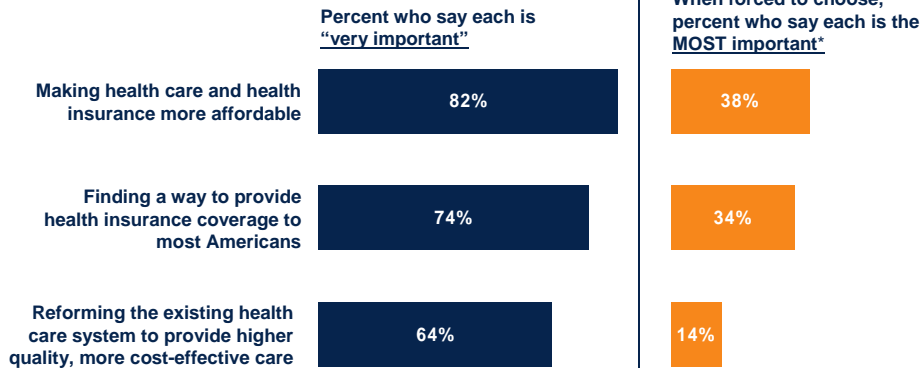
Note: Table will add to more than 100% due to multiple responses.
Source: Kaiser Health Tracking Poll (conducted Feb. 3-12, 2009)



CHART 6

Goals of Health Care Reform

If the new president and Congress decide to take on health care reform, how important is each of the following as a goal of any health care reform plan?



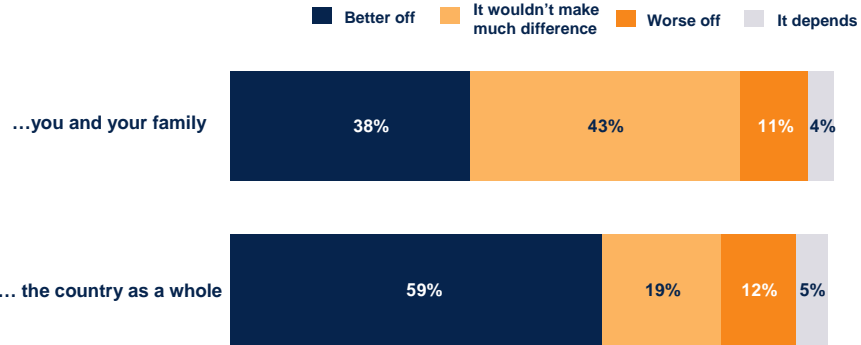
*Note: Includes those who said only one factor was "very important."
*Combination/All of these, "Other/None of these," and "Don't know/Refused" responses not shown.
Source: Kaiser Health Tracking Poll (conducted Feb. 3-12, 2009)



CHART 7

Reform Would Help Country, Not Sure About Selves

Do you think (you and your family/the country as a whole) would be better off or worse off if the president and Congress passed health care reform, or don't you think it would make much difference?



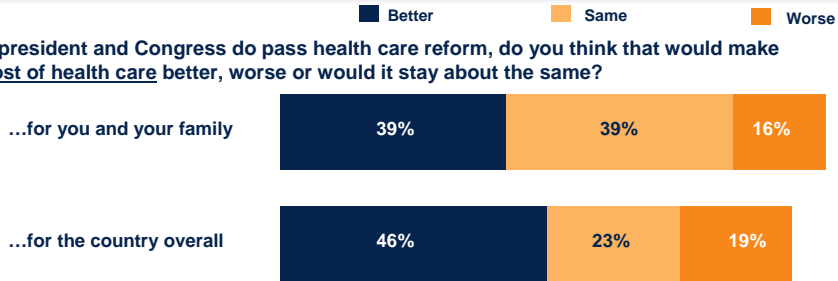
Note: "Don't know/Refused" responses not shown.
Source: Kaiser Health Tracking Poll (conducted Feb. 3-12, 2009)



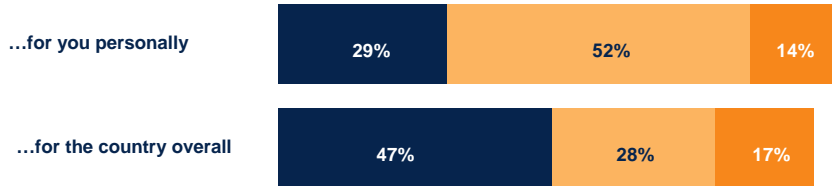
CHART 8

Impact of Reform on Cost and Quality

If the president and Congress do pass health care reform, do you think that would make the cost of health care better, worse or would it stay about the same?



If the president and Congress do pass health care reform, do you think that would make the quality of health care better, worse or would it stay about the same?



Note: Items asked of separate half samples. "Don't know/Refused" responses not shown.
Source: Kaiser Health Tracking Poll (conducted Feb. 3-12, 2009)

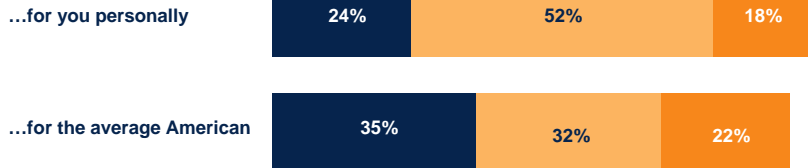


CHART 9

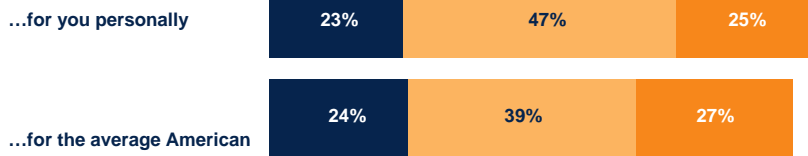
Impact of Reform on Choice, Wait Times

■ Better ■ Same ■ Worse

If the president and Congress do pass health care reform, do you think that would make the choice of doctors and hospitals better, worse or would it stay about the same?



If the president and Congress do pass health care reform, do you think that would make the waiting time for non-emergency procedures and treatments better, worse or would it stay about the same?



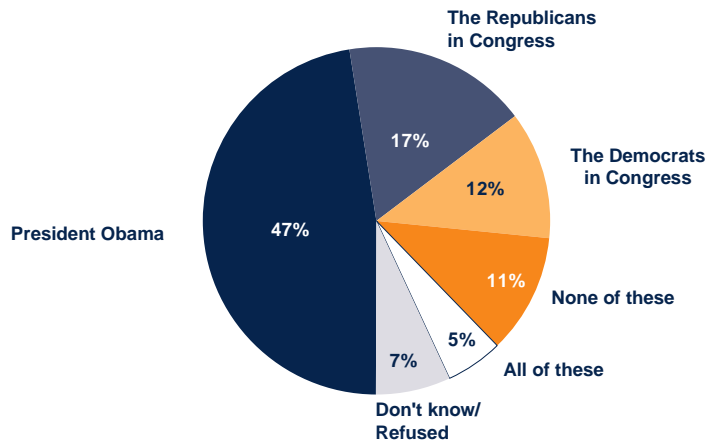
Note: Items asked of separate half samples. "Don't know/Refused" responses not shown.
Source: Kaiser Health Tracking Poll (conducted Feb. 3-12, 2009)



CHART 10

Obama Garners More Trust than Congress

Who do you trust to do a better job handling health care reform?



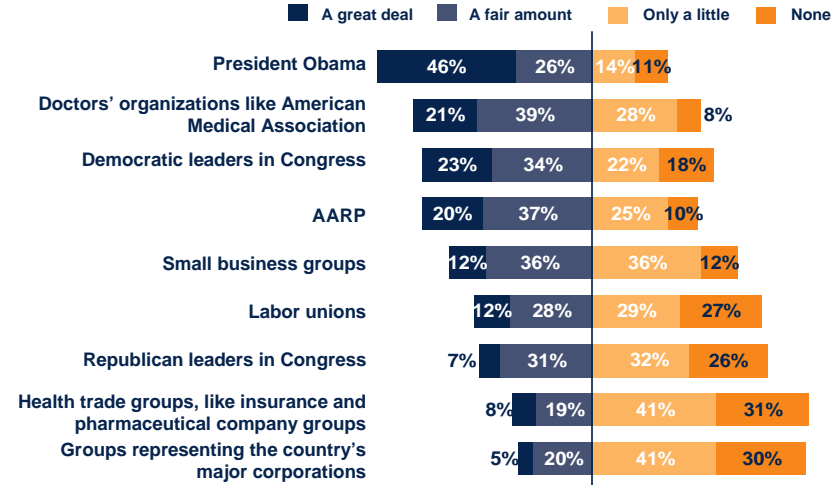
Source: Kaiser Health Tracking Poll (conducted Feb. 3-12, 2009)



CHART 11

Whose Recommendations Do You Trust?

As I read the names of some people and groups, please tell me how much confidence you have in each of them to do or recommend the right thing for health care reform.



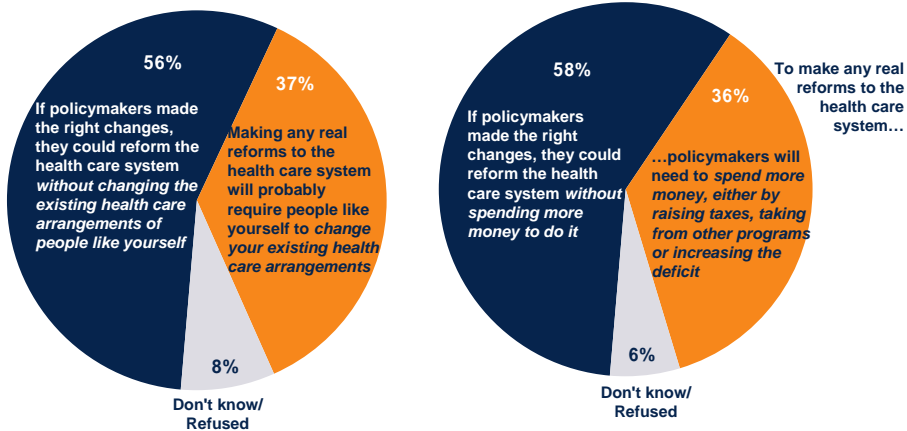
Note: Items asked of separate half samples. "Don't know/Refused" responses not shown.
Source: Kaiser Health Tracking Poll (conducted Feb. 3-12, 2009)



CHART 12

Majority Say Reform Can Happen Without Sacrifice

Which comes closer to your opinion...?



Source: Kaiser Health Tracking Poll (conducted Feb. 3-12, 2009)

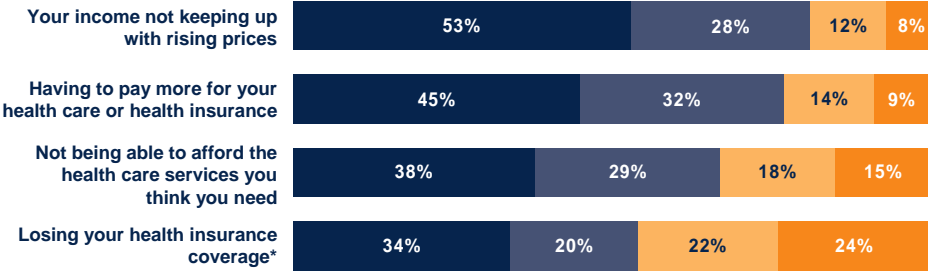


CHART 13

Paying for Health Care a Widespread Worry

Next, I'm going to read you a list of things that some people worry about and others do not. I'd like you to tell me how worried you are about each of the following things.

Very worried Somewhat worried Not too worried Not at all worried



*Asked of those who say they are currently covered by health insurance
 Note: "Don't know/Refused" responses not shown.
 Source: Kaiser Health Tracking Poll (conducted Feb. 3-12, 2009)

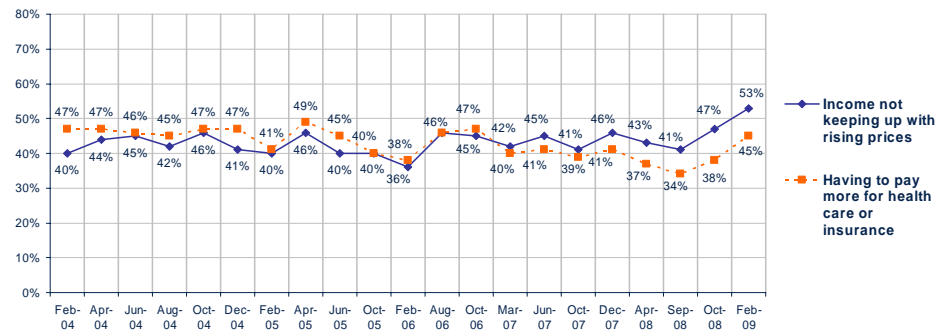


CHART 14

Worries About Buying Power at Five-Year High

Next, I'm going to read you a list of things that some people worry about and others do not. I'd like you to tell me how worried you are about each of the following things.

Percent saying "very worried"



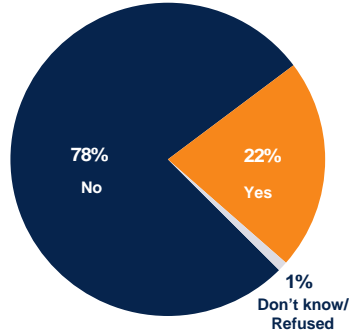
Source: Kaiser Health Tracking Poll (conducted Feb. 3-12, 2009)



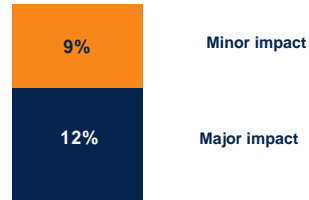
CHART 15

Problems Paying Medical Bills

In the last 12 months, did you or another family member in your household have any problems paying medical bills, or not?



How much of an impact have these bills had on you or your family? (Based on total)*



Source: Kaiser Health Tracking Poll (conducted Feb. 3-12, 2009)

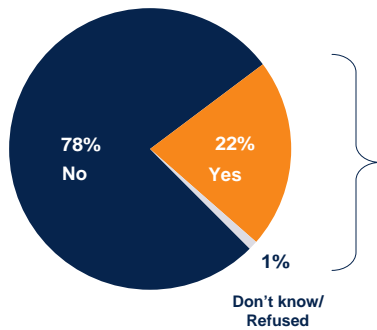
*Note: "Don't know/Refused" and "No impact" responses are less than 1%. Data not shown.



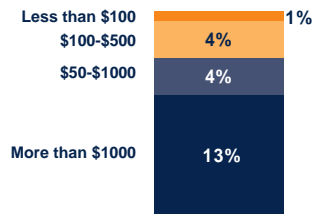
CHART 16

Many Problem Medical Bills Total Over \$1000

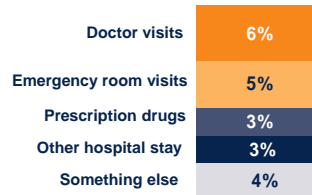
In the last 12 months, did you or another family member in your household have any problems paying medical bills, or not?



Would you say the amount of these medical bills was: (Based on total)*



Were these bills mainly for: (Based on total)*



Source: Kaiser Health Tracking Poll (conducted Feb. 3-12, 2009)

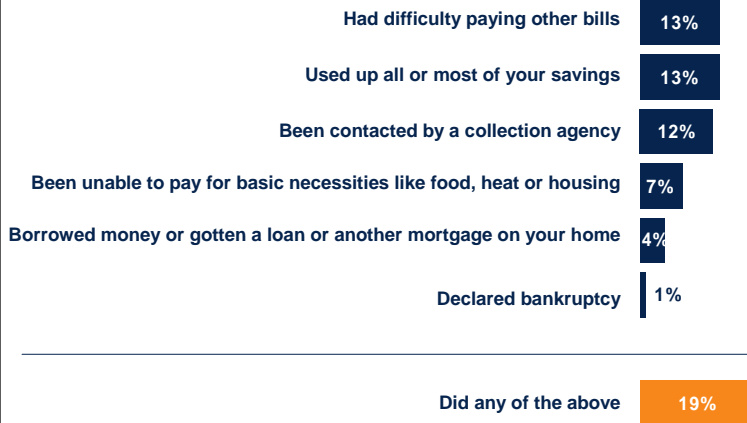
*Note: "Don't know/Refused" responses not shown.



CHART 17

Financial Consequences of Medical Bills

In the past twelve months, have you done each of the following because of medical bills, or not?



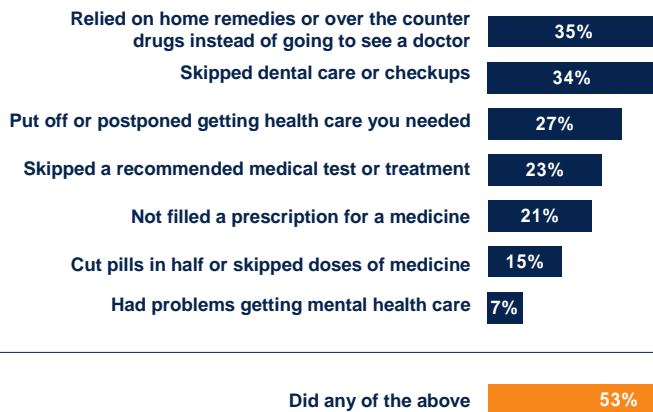
Source: Kaiser Health Tracking Poll (conducted Feb. 3-12, 2009)



CHART 18

Consequences of Health Care Costs

In the past 12 months, have you or another family member living in your household done each of the following because of the cost, or not?



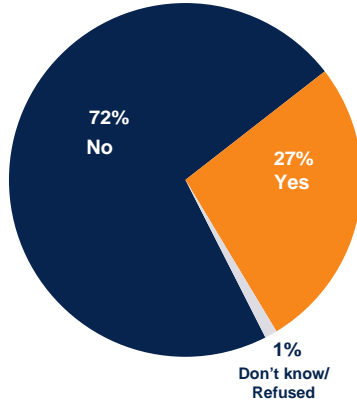
Source: Kaiser Health Tracking Poll (conducted Feb. 3-12, 2009)



CHART 19

Preventive Care and Minor Ills First to Be Sacrificed

In the past twelve months, have you or another family member living in your household put off or postponed getting health care you needed because of the COST, or not?



Source: Kaiser Health Tracking Poll (conducted Feb. 3-12, 2009)

Thinking about the TYPE of health care you or a family member put off or postponed in the past 12 months, tell me if it included any of the following. (Based on total)

Percent saying "yes" to each

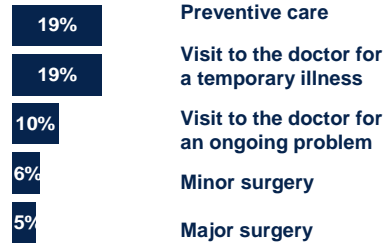
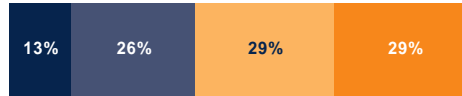


CHART 20

Many Feel Insecure About Jobs

Very likely
 Somewhat likely
 Not too likely
 Not at all likely

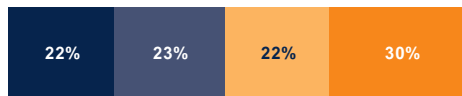
Thinking about the next 12 months, how likely do you think it is that you or someone living in your household will lose a job or be laid off?



If you or someone living in your household were to lose a job, how likely is it that you would find another job that is just as good?




Thinking about the next 12 months, how likely do you think it is that you or someone living in your household will have work hours cut back?



Note: Among those with someone in household employed. "Don't know/Refused" responses not shown. Source: Kaiser Health Tracking Poll (conducted Feb. 3-12, 2009)





The Henry J. Kaiser Family Foundation

Headquarters
2400 Sand Hill Road
Menlo Park, CA 94025
Phone: (650) 854-9400 Fax: (650) 854-4800

Washington Offices and
Barbara Jordan Conference Center
1330 G Street, NW
Washington, DC 20005
Phone: (202) 347-5270 Fax: (202) 347-5274

www.kff.org

This publication (#7868) is available on the
Kaiser Family Foundation website at www.kff.org.

The Kaiser Family Foundation is a non-profit private operating foundation, based in Menlo Park, California, dedicated to producing and communicating the best possible information, research and analysis on health issues.