

Iraq, followed by health care, economy, immigration are top issues the public wants candidates to discuss

With the first presidential primaries quickly approaching, Iraq continues to top the list of issues the public wants to hear presidential candidates discuss, with more than a third (35 percent) naming the war as one of the top two issues in an open-ended question. Health care (30 percent) ranks second, and is the top domestic issue people want to hear about from candidates, followed by the economy (21 percent) and immigration (17 percent). Health care continues to rank second behind Iraq for Republicans, Democrats, and independents alike. However, while health ranks clearly ahead of the economy and immigration for Democrats, it is more tightly packed with these issues for Republicans.

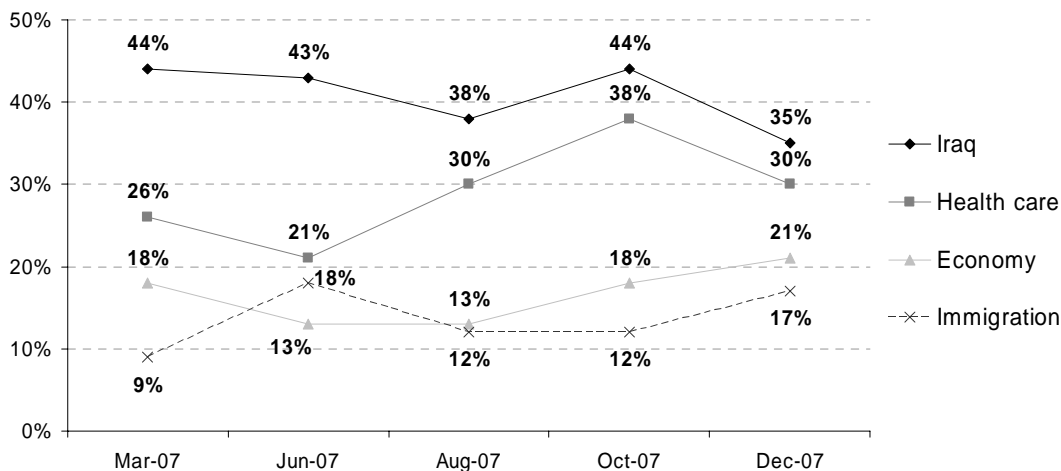
Thinking about the campaign for the presidential election in 2008, what two issues would you most like to hear the presidential candidates talk about? (open-ended)

Issue Rank	Total	Republicans	Democrats	Independents
1	Iraq (35%)	Iraq (30%)	Iraq (39%)	Iraq (37%)
2	Health care (30)	Health care (26)	Health care (37)	Health care (28)
3	Economy (21)	Immigration (24)	Economy (22)	Economy (21)
4	Immigration (17)	Economy (19)	Immigration (11)	Immigration (21)†
5	Taxes (8)	Terrorism (12)	Education (8)	Taxes (10)
6	Gas prices/energy (7)	Morality issues (10)	Taxes (6)	Gas prices/energy (7)

† indicates a tie with item directly above

Since we began tracking this question in March 2007, the top four issues the public wants to hear about from candidates have remained the same – Iraq, health care, the economy, and immigration (though the order of the last two has switched in some months). Between October and December 2007, there was a decline in the shares saying they want to hear about Iraq and health care, and a slight increase in the shares naming the economy and immigration.

Thinking about the campaign for the presidential election in 2008, what two issues would you most like to hear the presidential candidates talk about? (open-ended, top 4 responses shown)



Several other recent polls have indicated increasing anxiety about the economy, and an increase in the importance of the economy as an issue in the campaign. In addition to the trend above, we find other evidence from our December Health Security Watch tracking poll that economic security may be on the rise; in December, 46 percent of the public says they are “very worried” about their income not keeping up with rising prices, up from 41 percent in the October Health Security Watch.

Iraq, followed by health care and economy are top voting issues...

When asked instead about the issues that will affect their vote for President in 2008, the list of issues is similar to those the public wants to hear candidates discuss – Iraq (29 percent), followed by health care and the economy (tied at 21 percent), with immigration (12 percent) somewhat further behind. Mentions of frustration with government (corruption, partisan politics, and a sense that leaders need to “get things done”) also rank relatively high on this question, just one percentage point behind immigration.

Iraq is the top voting issue for Republicans, Democrats, and independents alike. For Democrats, health care (28 percent) and the economy (23 percent) are the clear top domestic issues, each mentioned by more than twice the share who mention immigration, the fourth-ranked issue for Democrats. For Republicans, the list of voting issues behind Iraq is more mixed, with the economy (18 percent) ranking just ahead of health care (16 percent), and several other issues within just a few percentage points (terrorism, morality issues, frustration with government, and immigration). For independents, the economy (22 percent) ranks just ahead of health care (20 percent) as a voting issue, with immigration (16 percent) coming in fourth.

Thinking ahead to the November 2008 presidential election, what is the single most important issue in your choice for president? Is there one other issue that’s nearly as important? (open-ended)

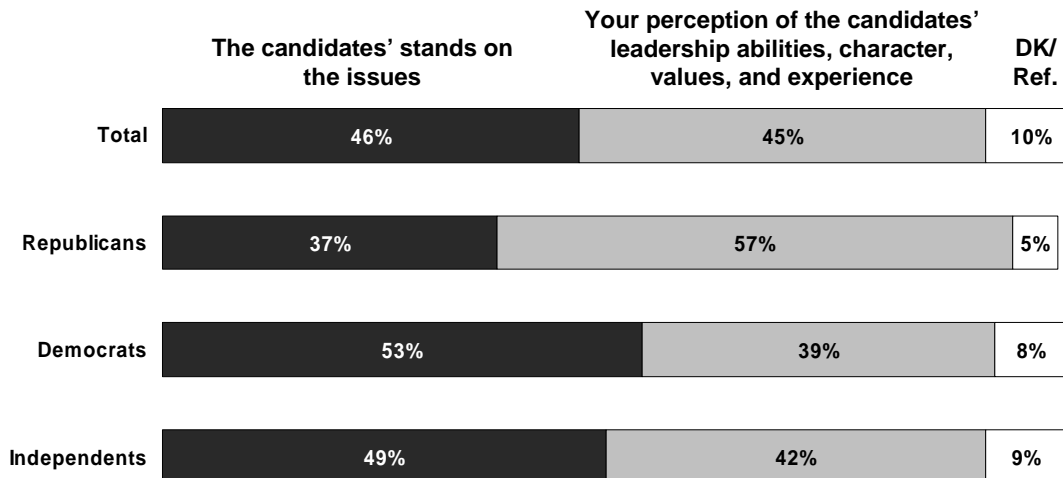
Issue Rank	Total	Republicans	Democrats	Independents
1	Iraq (29%)	Iraq (25%)	Iraq (35%)	Iraq (30%)
2	Health care (21)	Economy (18)	Health care (28)	Economy (22)
3	Economy (21)†	Health care (16)	Economy (23)	Health care (20)
4	Immigration (12)	Terrorism (15)	Immigration (10)	Immigration (16)
5	Frustration w/gov’t (11)	Morality issues (14)	Frustration w/gov’t (9)	Frustration w/gov’t (10)
6	Terrorism (8)	Frustration w/gov’t (14)†	Gas prices/energy (6)	Terrorism (9)
7	Taxes (6)	Immigration (13)	Education (5)	Taxes (9)†

† indicates a tie with item directly above

...But issues are only part of what matters at the voting booth

While the relative ranking of issues is illuminating, it’s important to keep in mind that issues are only one factor in people’s decisions about how to vote. When asked which will be more important in their voting decision, the public is evenly split between the candidates’ stands on the issues (46 percent) and their perception of the candidates’ leadership abilities, character, values, and experience (45 percent). Republicans pick character and experience over issues by 20 percentage points, while Democrats are more likely to pick issues over character, and independents are more evenly split.

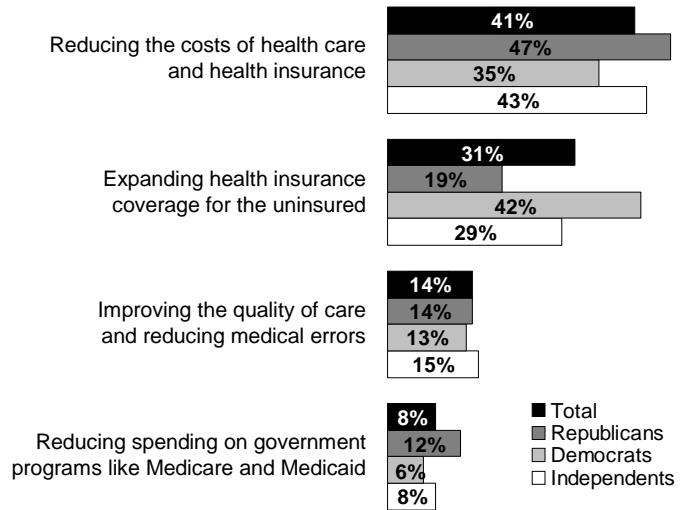
Overall, which of the following will be MOST important to you when you decide who to vote for?
(Dec. 2007)



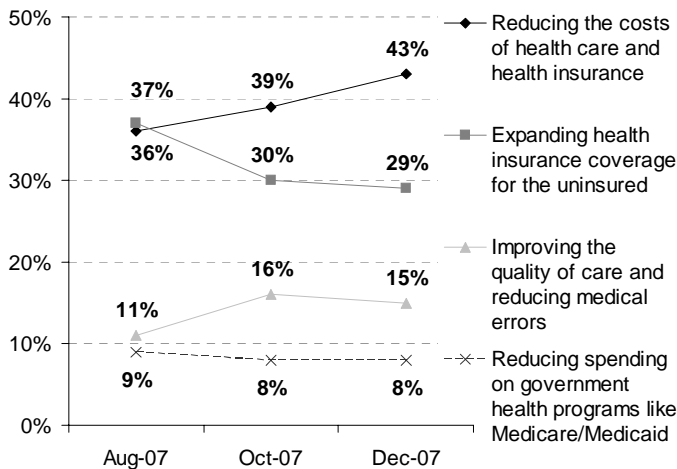
Within health care, Republicans and independents focus on cost, while Democrats more interested in coverage

While Democrats, Republicans, and independents all express interest in hearing presidential candidates talk about health care, they want to hear about different things. When asked to pick from a list of issues, Republicans by a better than two-to-one margin say they would rather hear about reducing health care costs (47 percent) than expanding coverage for the uninsured (19 percent). Democrats are more split, with a somewhat higher share saying they'd rather hear about increasing coverage (42 percent) rather than reducing costs (35 percent). Fewer people say they want to hear candidates discuss quality of care and medical errors (14 percent overall), or reducing government spending on health programs (8 percent).

Which ONE of the following health care issues would you most like to hear the presidential candidates talk about? (Dec. 2007)



Which ONE of the following health care issues would you most like to hear the presidential candidates talk about? (Among independents only)

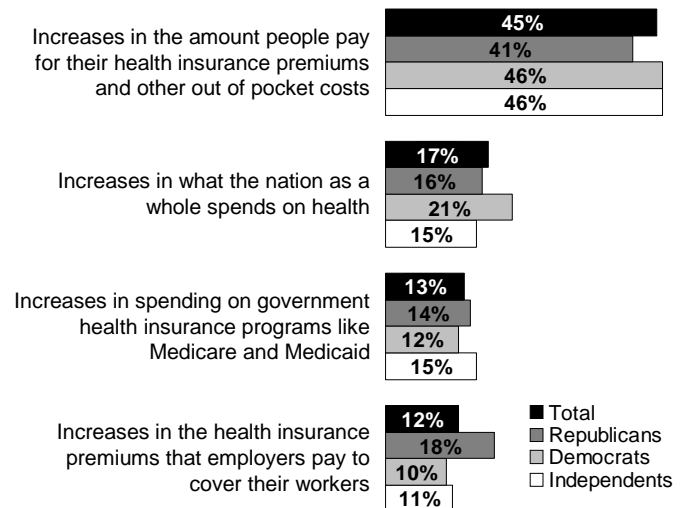


In this latest tracking poll, independents pick costs over coverage by a 14 point margin (43 percent compared with 29 percent), a gap that has been increasing in recent months. Independents were about evenly split between costs and coverage in August, and in October, costs were 9 points ahead of coverage for independents.

Health care cost concerns centered around out-of-pocket expenses

We asked people what concerns them most when thinking about rising health care costs. For nearly half the public, their biggest health care cost-related concern has to do with increases in the amount people pay out of their own pockets for health care and insurance (45 percent, up from 38 percent in June, the last time the question was asked). This is true for Republicans, Democrats, and independents alike. Behind out-of-pocket costs, smaller shares say they are most concerned about increases in what the nation as a whole spends on health (17 percent), increased spending on government health insurance programs and (13 percent), and increases in insurance premiums paid by employers (12 percent).

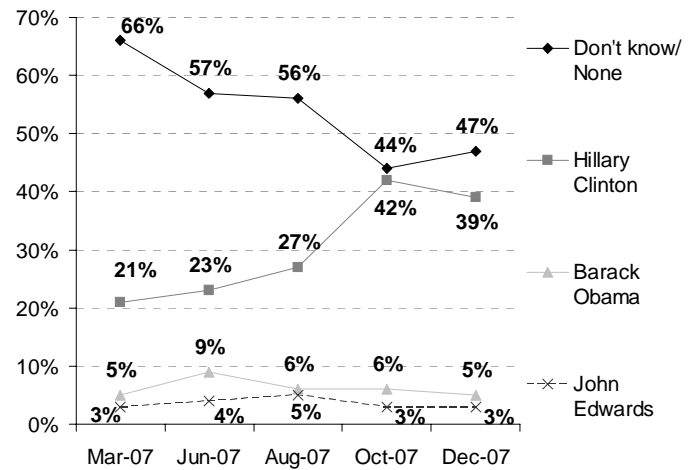
When thinking about rising health care costs, which ONE of the following concerns you most...? (Dec. 2007)



Clinton remains candidate who stands out most on health

In our latest tracking poll, Senator Hillary Clinton maintains her lead as the candidate most associated with the health care issue, with 39 percent saying she is the candidate who is “placing the biggest emphasis on health care issues.” While the share naming Senator Clinton on this question increased dramatically between the August and October tracking polls (corresponding with the unveiling of her detailed health plan in mid-September), it leveled off at around four in ten between October and December. No other candidate, Democrat or Republican, is mentioned by more than 5 percent of the public on this question, though two Democrats receive token mention: Senator Barack Obama at 5 percent, and former Senator John Edwards at 3 percent.

Thinking about all of the candidates for president for 2008, regardless of political party or who you intend to vote for, which candidate do you think is placing the biggest emphasis on health care issues?



On the separate question of which candidate best represents their own health care views, fewer than half the public is able to name a candidate. Hillary Clinton also takes the lead on this question, but other candidates also get recognition, particularly among different subgroups. Senator Clinton is named by 22 percent of the public overall, and by nearly four in ten Democrats and one in five independents. Senator Barack Obama ranks a distant second on this question, with 7 percent of the public overall and 14 percent of Democrats saying he best represents their health care views. These numbers have remained relatively stable since the last tracking poll in October.

December 2007	Thinking about all of the candidates for president, regardless of political party and whether or not you agree with their views, which candidate do you think is placing the BIGGEST EMPHASIS on health care issues?				Thinking about all of the candidates for president in 2008, regardless of political party or who you intend to vote for, which candidate BEST represents your own views on health care?			
	Total	Rep	Dem	Ind	Total	Rep	Dem	Ind
Don't know/Can't name/None	47%	51%	38%	47%	53%	58%	37%	60%
Named a candidate	53	49	62	53	47	42	63	40
Hillary Clinton	39	33	47	39	22	9	38	18
Barack Obama	5	3	8	4	7	2	14	4
John Edwards	3	3	2	4	3	2	3	3
Mitt Romney	2	4	1	1	3	6	1	3
Rudy Giuliani	1	2	<1	2	5	9	2	4
Fred Thompson	<1	<1	0	<1	2	5	<1	1
Mike Huckabee	<1	1	0	0	2	4	<1	1

Note: candidates named by less than 2 percent on both questions not shown. See trends in back of document for detailed data.

Though chosen by a relatively small share of the public overall, Rudy Giuliani is the top pick among Republican candidates, with 5 percent of the public and 9 percent of Republicans saying he best represents their health care views. Interestingly, as many Republicans name Senator Clinton as the candidate who best represents their views on health as name Giuliani (9 percent). Giuliani is followed by Mitt Romney, who is named by 3 percent of the public and 6 percent of Republicans. Again, the numbers for Republican candidates have remained relatively stable since the October tracking poll.

Methodology

This *Kaiser Health Tracking Poll: Election 2008*, the fifth in a series, was designed and analyzed by public opinion researchers at the Kaiser Family Foundation led by Mollyann Brodie, Ph.D. and Elizabeth Hamel. A nationally representative random sample of 1,221 adults was interviewed by telephone between November 28 and December 9, 2007¹. The margin of sampling error for the survey is plus or minus 3 percentage points; for results based on subgroups, the sampling error is higher.

October trends are from the fourth survey in the *Kaiser Health Tracking Poll: Election 2008* series, and are based on a nationally representative random sample of 1,204 adults interviewed October 1-10, 2007 (margin of sampling error plus or minus 3 percentage points).

August trends are from the third survey in the *Kaiser Health Tracking Poll: Election 2008* series, and are based on a nationally representative random sample of 1,500 adults interviewed August 2-8, 2007 (margin of sampling error plus or minus 3 percentage points).

June trends are from the second survey in the *Kaiser Health Tracking Poll: Election 2008* series, and are based on a nationally representative random sample of 1,203 adults interviewed May 31-June 5, 2007 (margin of sampling error plus or minus 3 percentage points).

March trends are from the first survey in the *Kaiser Health Tracking Poll: Election 2008* series, and are based on a nationally representative random sample of 1,233 adults interviewed March 8-13, 2007 (margin of sampling error plus or minus 3 percentage points).

Trends

1. Thinking about the campaign for the presidential election in 2008, what two issues would you most like to hear the presidential candidates talk about? IF R GIVES ONE ISSUE PROBE FOR SECOND: Is there another issue you'd like to hear about? (OPEN-END)
(Note: mentions less than 5 percent not shown)

	TOTAL	REP	DEM	IND
Iraq				
Dec07	35	30	39	37
Oct07	44	42	48	44
Aug07	38	32	42	43
Jun07	43	43	52	37
Mar07	44	42	51	44
Health care				
Dec07	30	26	37	28
Oct07	38	30	45	39
Aug07	30	21	42	25
Jun07	21	18	21	24
Mar07	26	22	30	26
Economy				
Dec07	21	19	22	21
Oct07	18	16	21	18
Aug07	13	15	12	14
Jun07	13	12	18	10
Mar07	18	18	20	20

(continued next page)

¹ Questions 1a, 1b, and 2b come from a parallel survey of a nationally representative random sample of 2,005 adults interviewed by telephone between November 28 and December 10, 2007, which has a margin of sampling error of plus or minus 3 percentage points. These questions were asked on a separate survey because of the desire to track opinions about the most important problem for the president and Congress to address, as well as the issues people most want to hear candidates discuss, and the public's top issues in their choice for president. In order to avoid biasing answers to any of these questions by asking them all of the same group, and to preserve a large enough sample for subgroup analysis, the questions were asked of separate samples on separate surveys.

Immigration				
Dec07	17	24	11	21
Oct07	12	15	9	13
Aug07	12	15	7	16
Jun07	18	20	14	20
Mar07	9	8	7	9
Taxes				
Dec07	8	9	6	10
Oct07	7	10	4	7
Aug07	7	10	6	6
Jun07	4	5	3	3
Mar07	3	4	3	6
Gas prices/energy				
Dec07	7	8	4	7
Oct07	3	3	3	2
Aug07	4	8	2	3
Jun07	12	12	11	13
Mar07	3	4	5	3
Education				
Dec07	6	6	8	4
Oct07	7	8	8	8
Aug07	7	2	9	8
Jun07	4	1	6	5
Mar07	6	8	7	3
Terrorism/nat'l security				
Dec07	6	12	2	5
Oct07	6	12	1	8
Aug07	7	16	3	7
Jun07	7	16	2	6
Mar07	6	14	3	6
Social Security				
Dec07	5	6	5	5
Oct07	6	5	6	7
Aug07	4	4	5	3
Jun07	4	6	1	6
Mar07	6	6	7	4
Morality issues				
Dec07	5	10	3	2
Oct07	3	7	1	3
Aug07	3	6	1	3
Jun07	3	6	1	3
Mar07	4	6	2	2
Don't know/Refused				
Dec07	13	10	13	12
Oct07	11	9	9	8
Aug07	14	13	12	12
Jun07	9	13	6	8
Mar07	15	17	13	13

2. Now thinking specifically about HEALTH CARE, which ONE of the following health care issues would you most like to hear the presidential candidates talk about? (READ AND RANDOMIZE 1-4)²

	TOTAL	REP	DEM	IND
Reducing the costs of health care and health insurance				
Dec07	41	47	35	43
Oct07	40	44	38	39
Aug07	39	50	36	36
Expanding health insurance coverage for the uninsured				
Dec07	31	19	42	29
Oct07	32	21	41	30
Aug07	34	16	40	37
Improving the quality of care and reducing medical errors				
Dec07	14	14	13	15
Oct07	15	18	12	16
Aug07	13	17	14	11
Reducing spending on gov't health programs like Medicare/Medicaid				
Dec07	8	12	6	8
Oct07	7	11	5	8
Aug07	8	9	6	9
None of these (VOL)				
Dec07	2	4	*	2
Oct07	2	2	1	3
Aug07	3	4	1	2
Other issue (VOL)				
Dec07	2	1	2	1
Oct07	2	3	1	4
Aug07	2	1	1	3
Don't know/Refused				
Dec07	2	3	2	1
Oct07	2	1	1	1
Aug07	2	3	3	2

3. Thinking about all of the candidates for president in 2008, regardless of political party or who you intend to vote for, which candidate BEST represents your own views on health care? (OPEN-END)

(Note: mentions less than 1 percent not shown)

	TOTAL	REP	DEM	IND
Named any candidate (NET)				
Dec07	47	42	63	40
Oct07	50	44	63	45
Aug07	41	32	57	37
Jun07	41	33	58	32
Mar07	32	29	48	27
Hillary Clinton				
Dec07	22	9	38	18
Oct07	23	5	39	20
Aug07	19	4	35	15
Jun07	17	2	33	13
Mar07	14	7	27	9
Barack Obama				
Dec07	7	2	14	4
Oct07	8	3	13	4
Aug07	6	3	9	7
Jun07	9	4	15	7
Mar07	5	3	8	4

(continued next page)

² Question wording from August 2007 poll: Next, thinking about the campaign for the presidential election in 2008, which ONE of the following health care issues would you most like to hear the presidential candidates talk about and focus on in any health reform plan they may develop? (READ AND RANDOMIZE 1-4)

Rudy Giuliani				
Dec07	5	9	2	4
Oct07	5	14	*	5
Aug07	3	8	1	4
Jun07	3	9	1	3
Mar07	3	7	1	4
Mitt Romney				
Dec07	3	6	1	3
Oct07	2	6	*	3
Aug07	2	5	*	2
Jun07	3	6	*	2
Mar07	1	2	*	1
John Edwards				
Dec07	3	2	3	3
Oct07	4	2	5	5
Aug07	4	1	6	3
Jun07	3	1	4	3
Mar07	2	*	4	1
Fred Thompson				
Dec07	2	5	*	1
Oct07	2	6	--	1
Aug07	1	2	--	1
Jun07	*	1	*	1
Mar07	*	*	--	--
Mike Huckabee				
Dec07	2	4	*	1
Oct07	1	3	--	1
Aug07	*	*	--	--
Jun07	--	--	--	--
Mar07	--	--	--	--
John McCain				
Dec07	1	2	1	1
Oct07	1	2	1	2
Aug07	1	2	1	1
Jun07	2	5	1	1
Mar07	2	4	1	2
Ron Paul				
Dec07	1	1	--	1
Oct07	1	*	--	2
Aug07	*	*	--	1
Jun07	*	*	--	*
Mar07	*	--	--	*
Democratic candidate, non-specific				
Dec07	1	--	2	1
Oct07	1	--	2	*
Aug07	2	*	4	1
Jun07	1	*	1	*
Mar07	2	*	4	1
Republican candidate, non-specific				
Dec07	1	3	*	*
Oct07	1	2	1	1
Aug07	1	4	--	1
Jun07	1	3	--	1
Mar07	1	3	--	1
Don't know/No candidate				
Dec07	53	58	37	60
Oct07	50	56	37	55
Aug07	59	68	43	63
Jun07	59	67	42	68
Mar07	68	71	52	73

4. And still thinking about all of the candidates for president, regardless of political party and whether or not you agree with their views, which candidate do you think is placing the BIGGEST EMPHASIS on health care issues? (OPEN-END)
 (Note: mentions less than 5 percent not shown)

	TOTAL	REP	DEM	IND
Named a candidate (NET)				
Dec07	53	49	62	53
Oct07	56	52	65	60
Aug07	44	38	57	43
Jun07	43	36	56	41
Mar07	34	29	48	31
Hillary Clinton				
Dec07	39	33	47	39
Oct07	42	36	49	46
Aug07	27	20	34	27
Jun07	23	17	32	21
Mar07	21	19	28	20
Barack Obama				
Dec07	5	3	8	4
Oct07	6	3	8	6
Aug07	6	4	9	5
Jun07	9	8	12	9
Mar07	5	1	10	5
John Edwards				
Dec07	3	3	2	4
Oct07	3	1	5	2
Aug07	5	2	7	6
Jun07	4	1	6	6
Mar07	3	3	4	2
Mitt Romney				
Dec07	2	4	1	1
Oct07	1	4	--	1
Aug07	1	2	*	1
Jun07	1	2	*	1
Mar07	*	1	--	--
Rudy Giuliani				
Dec07	1	2	*	2
Oct07	1	2	*	3
Aug07	1	3	*	1
Jun07	2	4	1	1
Mar07	1	3	*	1
Dennis Kucinich				
Dec07	1	--	2	1
Oct07	*	*	1	*
Aug07	*	--	1	*
Jun07	*	--	*	*
Mar07	--	--	--	--
Democratic candidate, non-specific				
Dec07	1	1	1	*
Oct07	1	1	1	1
Aug07	2	2	3	1
Jun07	2	*	2	1
Mar07	1	--	3	1
Republican candidate, non-specific				
Dec07	*	1	*	*
Oct07	*	*	--	1
Aug07	1	2	*	*
Jun07	*	1	*	*
Mar07	1	2	*	*
Don't know/No candidate				
Dec07	47	51	38	47
Oct07	44	48	35	40
Aug07	56	62	43	57
Jun07	57	64	44	59
Mar07	66	71	52	59

5. Thinking about how the issue of health care might affect your vote for president, would you ... ? (CATEGORIES READ IN ORDER AND REVERSE ORDER)

	TOTAL	REP	DEM	IND
ONLY vote for a candidate who shares your views on health care				
Dec07	14	11	16	13
Oct07	13	8	17	9
Aug07	11	7	14	11
Jun07	13	9	17	10
Mar07	14	7	17	15
Consider a candidate's position on health care as just one of many important factors				
Dec07	70	72	72	70
Oct07	69	73	68	73
Aug07	74	76	76	74
Jun07	68	67	67	74
Mar07	69	77	70	67
Not see health care as a major issue in your vote				
Dec07	10	12	9	12
Oct07	12	15	11	13
Aug07	11	12	6	12
Jun07	13	21	9	13
Mar07	10	11	7	11
Don't know/Refused				
Dec07	6	5	4	6
Oct07	6	4	4	5
Aug07	4	6	3	3
Jun07	5	2	6	3
Mar07	8	5	6	7

6. Which ONE of the following three things would you like to see in a health care reform proposal from a presidential candidate? Would you want your candidate to propose... (READ)? (READ IF NECESSARY: Which would you want your presidential candidate to propose - a major plan OR a more limited plan OR to keep things as they are?)

	TOTAL	REP	DEM	IND
A new health plan that would make a major effort to provide health insurance for all or nearly all of the uninsured BUT would involve a substantial increase in spending				
Dec07	48	33	59	49
Oct07	51	32	68	47
Aug07	54	35	67	54
Jun07	53	36	72	49
Mar07	52	38	66	52
A new health plan that is more limited and would cover only some groups of the uninsured BUT would involve less new spending				
Dec07	27	31	22	29
Oct07	25	34	19	26
Aug07	23	31	21	24
Jun07	21	29	14	23
Mar07	24	33	18	25
A health plan that would keep things basically as they are				
Dec07	15	26	12	12
Oct07	15	25	7	17
Aug07	13	24	3	13
Jun07	17	26	8	19
Mar07	14	19	9	13
Don't know/Refused				
Dec07	10	9	7	10
Oct07	9	9	6	11
Aug07	10	10	9	9
Jun07	9	9	6	10
Mar07	11	10	8	10

7. When thinking about rising health care costs, which ONE of the following concerns you most... (READ AND RANDOMIZE)?

	TOTAL	REP	DEM	IND
Increases in the amount people pay for their Health insurance premiums and other out-of-pocket costs				
Dec07	45	41	46	46
Jun07	38	35	45	35
Increases in what the nation as a whole spends on health				
Dec07	17	16	21	15
Jun07	18	21	16	20
Increases in spending on government health Insurance programs like Medicare and Medicaid				
Dec07	13	14	12	15
Jun07	18	19	17	19
Increases in the health insurance premiums that employers pay to cover their workers				
Dec07	12	18	10	11
Jun07	13	14	13	14
All of these (VOL)				
Dec07	2	2	2	3
Jun07	4	3	3	5
None of these (VOL)				
Dec07	4	4	2	5
Jun07	3	4	1	4
Don't know/Refused				
Dec07	7	6	7	5
Jun07	5	4	5	4

Note: Questions 1a, 1b, and 2b come from a parallel survey of a nationally representative random sample of 2,005 adults interviewed by telephone between November 28 and December 10, 2007. See page 5 for more details.

1a. (Asked of half-sample in Dec07) To begin... What do you think is the most important problem for the president and Congress to address?³ Is there another problem you think is almost as important for the president and Congress to address? (OPEN-END)

(Note: mentions less than 5 percent not shown)

	TOTAL	REP	DEM	IND
Iraq				
Dec07	46	38	54	46
Oct07	54	53	62	52
Aug07	42	38	53	41
Jun07	43	36	50	45
Mar07	44	43	50	43
Health care				
Dec07	24	21	30	23
Oct07	29	22	36	31
Aug07	27	19	35	25
Jun07	28	18	33	29
Mar07	29	28	31	29
Economy				
Dec07	22	20	26	16
Oct07	16	19	15	16
Aug07	16	13	14	16
Jun07	11	12	10	12
Mar07	13	10	20	10
Immigration				
Dec07	15	23	8	19
Oct07	12	13	9	16
Aug07	13	18	6	14
Jun07	12	20	5	13
Mar07	9	12	4	11
Gas prices/energy				
Dec07	8	6	9	9
Oct07	4	3	4	4
Aug07	6	6	6	5
Jun07	14	15	13	12
Mar07	4	4	5	4
Terrorism/nat'l security				
Dec07	7	15	3	6
Oct07	5	11	1	5
Aug07	11	22	3	12
Jun07	9	17	1	12
Mar07	8	14	4	8
Frustration with gov't/corruption				
Dec07	5	6	3	8
Oct07	6	5	5	7
Aug07	9	10	8	10
Jun07	9	8	8	9
Mar07	7	6	9	7
Taxes				
Dec07	5	8	3	7
Oct07	4	6	3	3
Aug07	5	10	2	4
Jun07	4	5	4	3
Mar07	4	6	3	5
Don't know/Refused				
Dec07	13	10	10	13
Oct07	10	9	7	10
Aug07	8	4	9	9
Jun07	7	8	9	2
Mar07	11	7	8	11

³ Question wording for March, June, and August polls: "To begin... What do you think is the most important problem for the government to address? Is there another problem you think is almost as important for the government to address?"

1b. (Asked of half-sample) Thinking ahead to the November 2008 presidential election, what is the single most important issue in your choice for president? (OPEN-END)
 (Note: mentions less than 5 percent not shown)

	TOTAL	REP	DEM	IND
Iraq				
Dec07	29	25	35	30
Health care				
Dec07	21	16	28	20
Economy				
Dec07	21	18	23	22
Immigration				
Dec07	12	13	10	16
Frustration with gov't/corruption				
Dec07	11	14	9	10
Terrorism/nat'l security				
Dec07	8	15	4	9
Taxes				
Dec07	6	6	3	9
Morality issues				
Dec07	5	14	1	4
Don't know/Refused				
Dec07	17	15	19	15

2a. (Asked of same half-sample as Q1b) Overall, which of the following will be MOST important when you decide who to vote for? Will it be... (ROTATE)?

	TOTAL	REP	DEM	IND
The candidates' stands on the issues				
Dec07	46	37	53	49
Your perceptions of the candidates' leadership abilities, character, values, and experience				
Dec07	45	57	39	42
Don't know/Refused				
Dec07	10	5	8	9

Additional copies of this publication (#7728) are available on the Kaiser Family Foundation's website at www.kff.org.