
Chartpack



The Kaiser Family Foundation

Views about the Quality of Long-Term Care Services In the United States

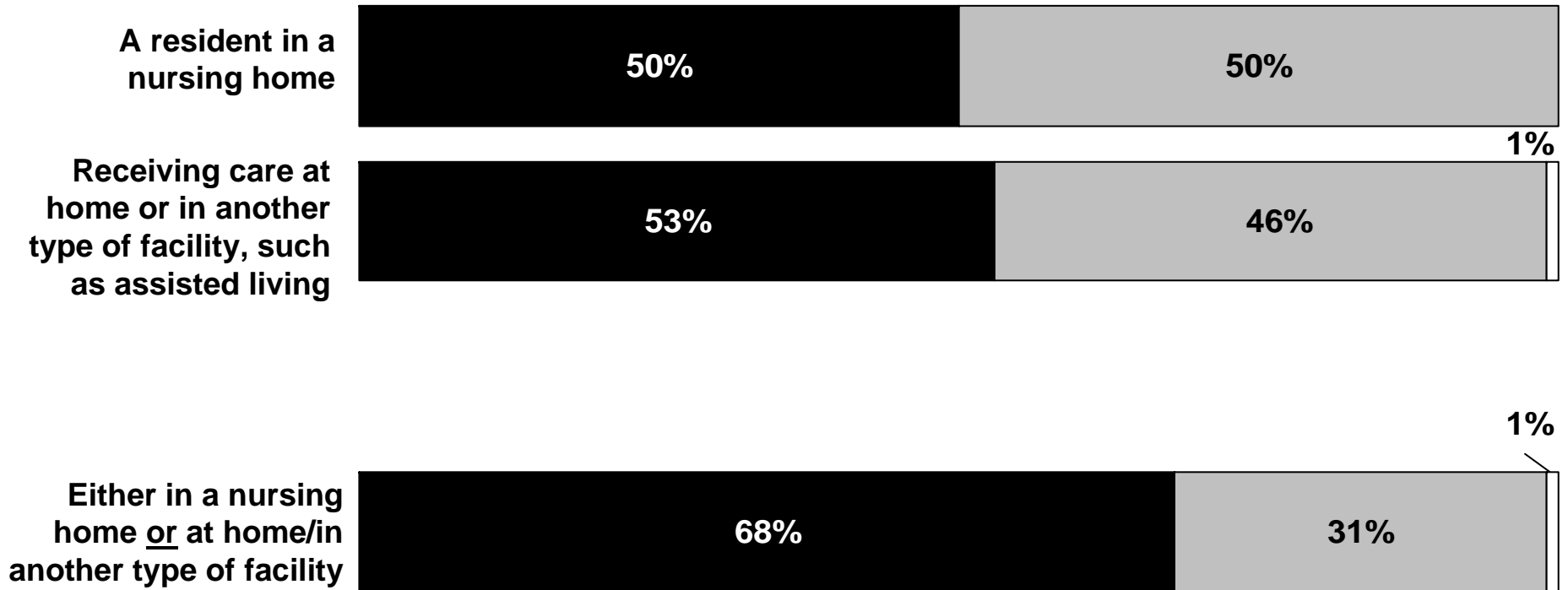
December 2007

Chart 1

Experience with Long-Term Care

At any time during the past 3 years, was a member of your immediate family or someone you know well...

■ Yes □ No □ Don't Know/Refused




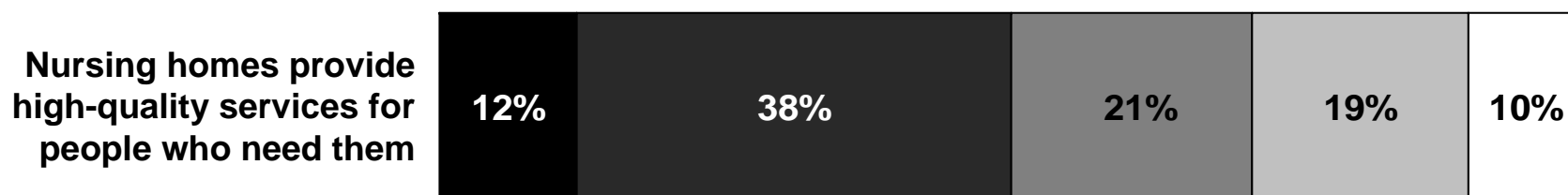
Source: KFF Update on the Public's Views of Nursing Homes and Long-Term Care Services (conducted October 1 – October 10, 2007)

Chart 2

Impressions of Nursing Home Care

Percent who agree/disagree with the following statements...

■ Strongly agree ■ Somewhat agree ■ Somewhat disagree ■ Strongly disagree □ Don't know/Refused



Source: KFF *Update on the Public's Views of Nursing Homes and Long-Term Care Services* (conducted October 1 – October 10, 2007)

Chart 3

Impressions of Nursing Home Staff

Percent who agree/disagree with the following statements...

■ Strongly agree ■ Somewhat agree ■ Somewhat disagree ■ Strongly disagree □ Don't know/Refused

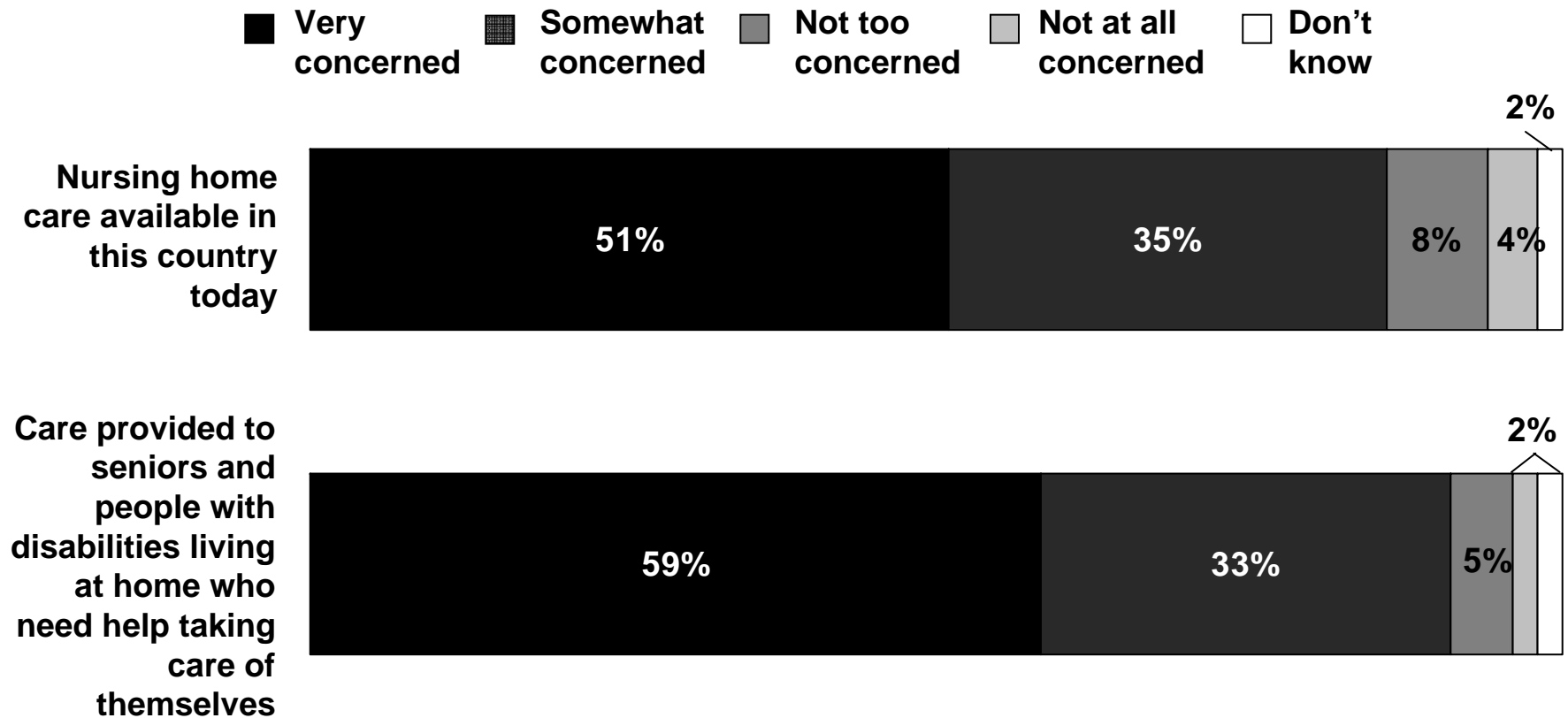


Source: KFF Update on the Public's Views of Nursing Homes and Long-Term Care Services (conducted October 1 – October 10, 2007)

Chart 4

Concerns About the Quality of Long Term Care

How concerned are you, if at all, about the quality of ...

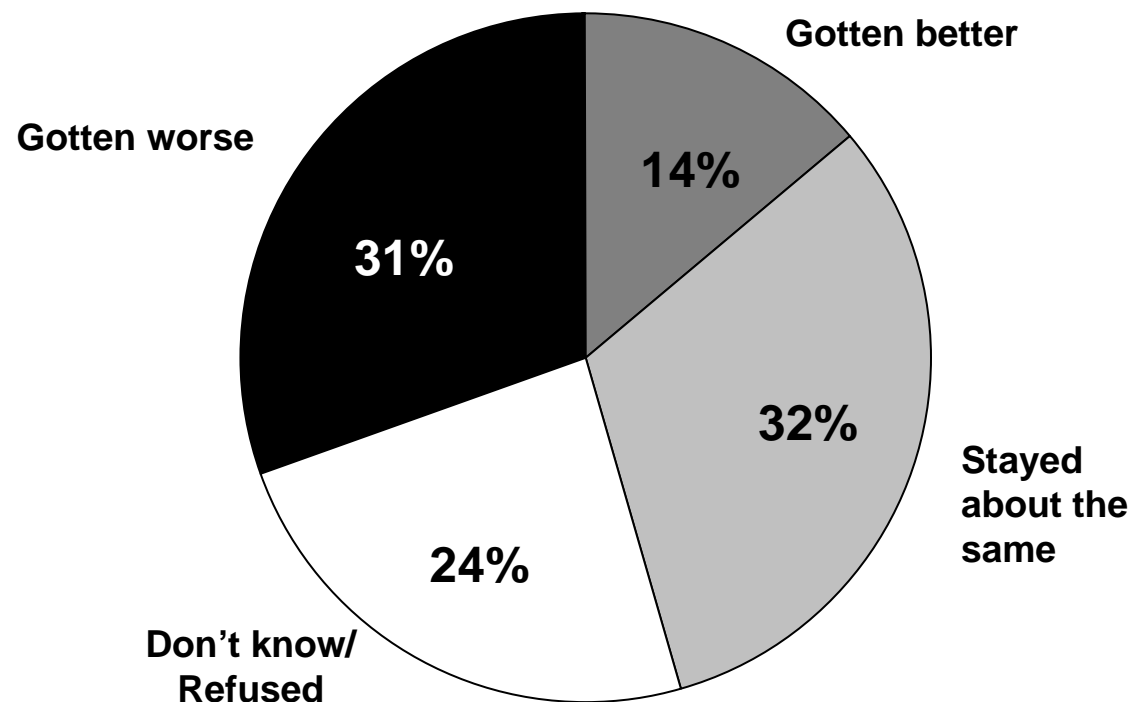


Source: KFF *Update on the Public's Views of Nursing Homes and Long-Term Care Services* (conducted October 1 – October 10, 2007)

Chart 5

Perceived Quality of Nursing Homes

During the past 5 years, do you think that the quality of nursing homes in this country has...

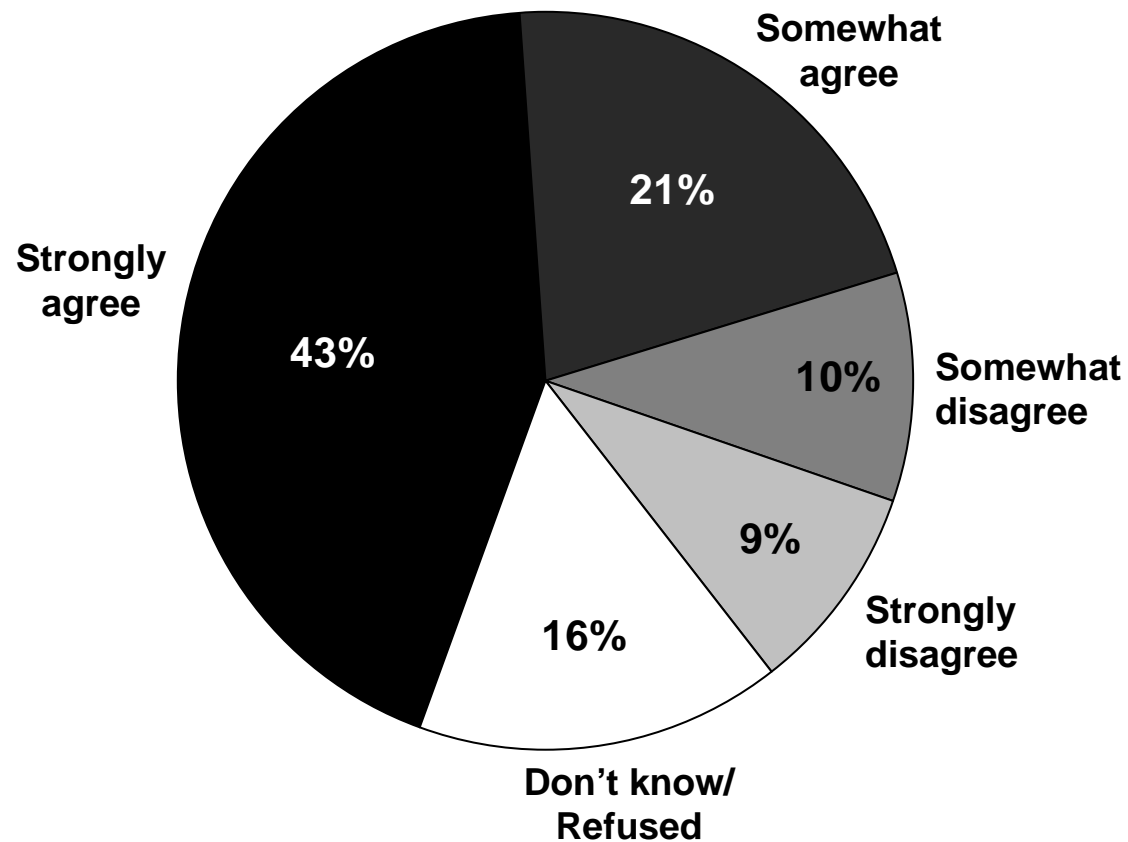


Source: KFF *Update on the Public's Views of Nursing Homes and Long-Term Care Services* (conducted October 1 – October 10, 2007)

Chart 6

Government Regulation of Nursing Homes

Percent who say there is not enough government regulation of the quality of nursing homes...

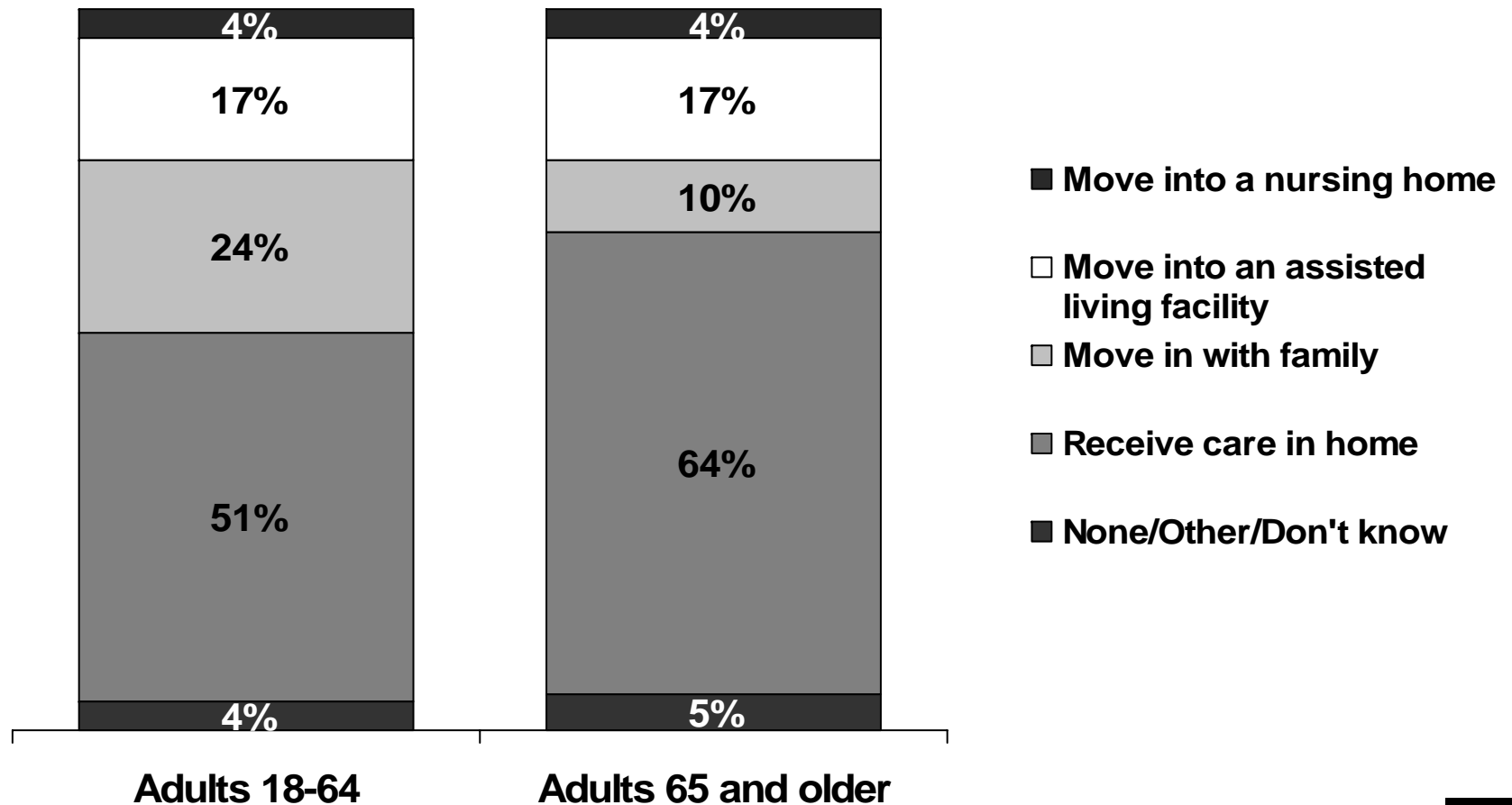


Source: KFF *Update on the Public's Views of Nursing Homes and Long-Term Care Services* (conducted October 1 – October 10, 2007)

Chart 7

Preferences for Long-Term Care

When you get older, if you become unable to care for yourself for an extended period of time, which of the following would you prefer?




Source: KFF *Update on the Public's Views of Nursing Homes and Long-Term Care Services* (conducted October 1 – October 10, 2007)

Methodology

The *Update on the Public's Views of Nursing Homes and Long-Term Care Services* was designed and analyzed by researchers at the Kaiser Family Foundation. The survey was conducted from October 1-10, 2007, among a nationally representative random sample of 1,032 adults ages 18 and older, including 675 adults ages 18-64 and 326 adults ages 65 and older. Telephone interviews were carried out in English and Spanish by Princeton Survey Research Associates.

The margin of sampling error for the full survey is plus or minus 4 percentage points; for results based on subgroups, the margin of sampling error is higher. Note that sampling error is only one of many potential sources of error in this or any other public opinion poll.

Due to rounding, percentages may not add to 100.



The Henry J. Kaiser Family Foundation

Headquarters

2400 Sand Hill Road
Menlo Park, CA 94025
(650) 854-9400 Fax: (650) 854-4800

Washington Offices and
Barbara Jordan Conference Center
1330 G Street, NW
Washington, DC 20005
Phone: (202) 347-5270 Fax: (202) 347-5274

www.kff.org

Additional copies of this publication (#7718) are available on
the Kaiser Family Foundation's website at www.kff.org.

The Kaiser Family Foundation is a non-profit, private operating foundation dedicated to providing information and analysis on health care issues to policymakers, the media, the health care community and the general public.
The Foundation is not associated with Kaiser Permanente or Kaiser Industries.