
Chartpack

Medicare Prescription Drug Benefit Progress Report:

Findings from the Kaiser/Commonwealth/Tufts-New England Medical Center 2006 National Survey of Seniors and Prescription Drugs

August 2007



**Tufts-New England
Medical Center**

Methodology

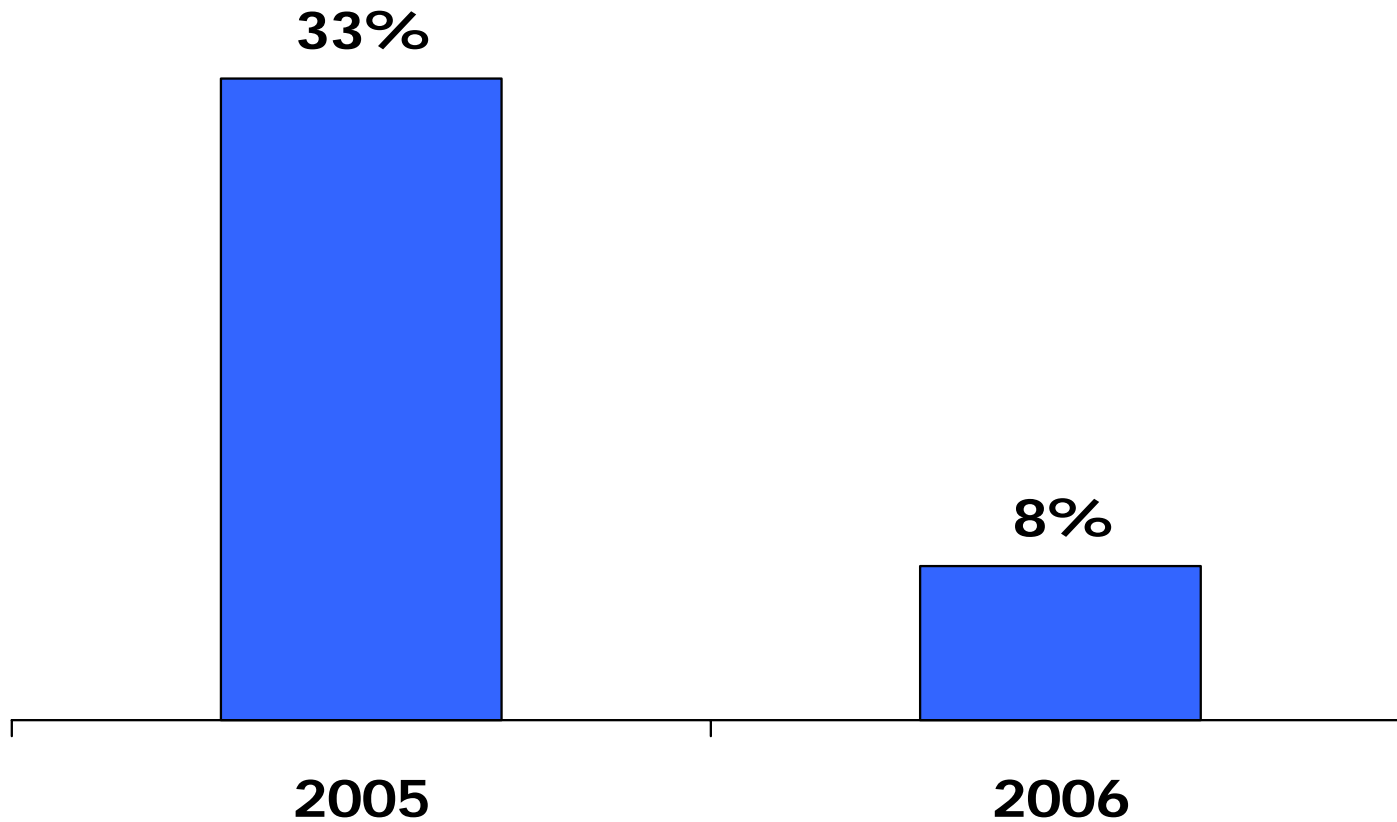
The National Survey of Seniors and Prescription Drugs, 2006 was designed and analyzed by researchers at the Kaiser Family Foundation, The Commonwealth Fund, and Tufts–New England Medical Center. The survey of 16,072 seniors was administered in English and Spanish between October 5 and December 20, 2006, primarily by mail with telephone follow-up. The study used an augmented longitudinal design that included respondents to our 2003 national survey of seniors and a randomly selected nationally representative sample of non-institutionalized Medicare beneficiaries age 65 and older that was provided by the Centers for Medicare and Medicaid Services in June 2006. After accounting for beneficiaries excluded because of death, institutionalization, relocation, non-English/Spanish language, or severe cognitive or physical impairment, the final study sample had a response rate of 56 percent. The survey had a margin of sampling error of less than 1 percent. Bivariate and multivariate methods were used to examine seniors' prescription drug coverage, use, out-of-pocket spending, adherence, and experiences in a Part D plan.

This chartpack is based on an article (published online 21 August 2007) in *Health Affairs*, "Medicare Prescription Drug Benefit Progress Report: Findings from a 2006 National Survey of Seniors" available at <http://content.healthaffairs.org/cgi/content/abstract/hlthaff.26.5.w630> The charts were prepared by Tricia Neuman, Michelle Kitchman Strollo, and Kim Boortz of the Kaiser Family Foundation; Stuart Guterman and Sophie Kasimow of the Commonwealth Fund; Angela Li of the Tufts-New England Medical Center; and Dana Gelb Safran of Blue Cross Blue Shield of Massachusetts.

Prescription Drug Coverage of Non-Institutionalized Seniors

Chart 1

Share of Seniors Who Said They Were Without Drug Coverage in 2005 and 2006



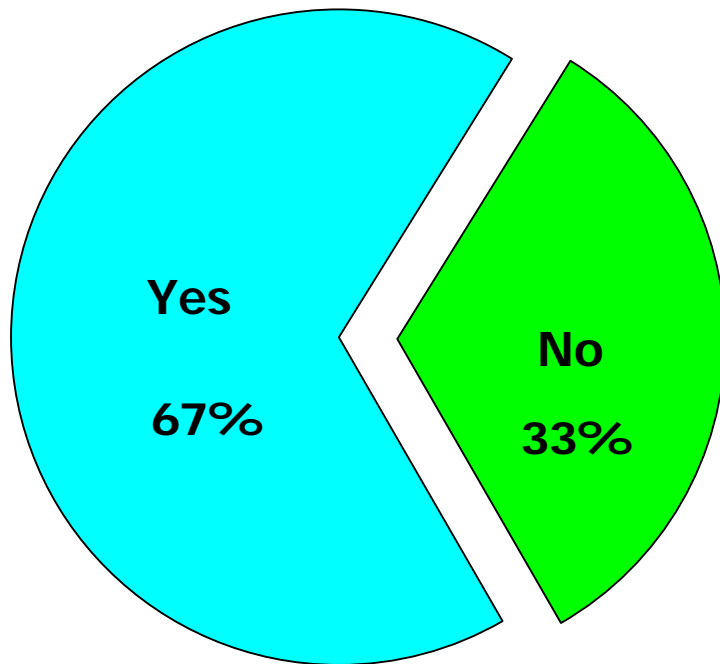
NOTES: Sample excludes institutionalized seniors. Numbers are rounded.

SOURCE: Kaiser/Commonwealth/Tufts-New England Medical Center National Survey of Seniors and Prescription Drugs, 2006.

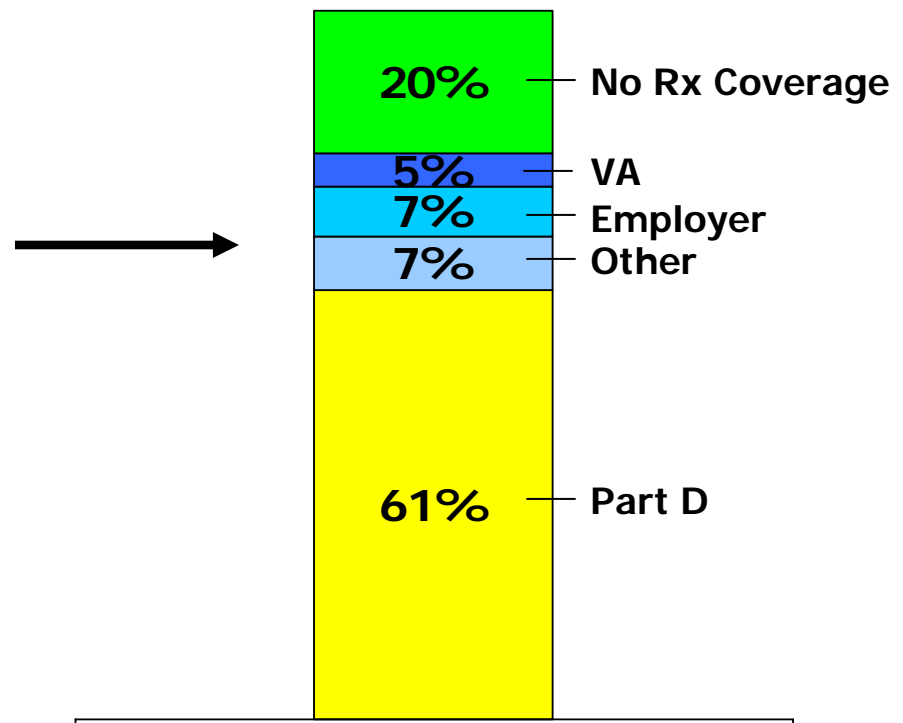
Chart 2

Distribution of Seniors' Drug Coverage in 2006 Among Those Who Did Not Have Drug Coverage in 2005

Drug coverage in 2005:



Source of Drug Coverage in 2006:

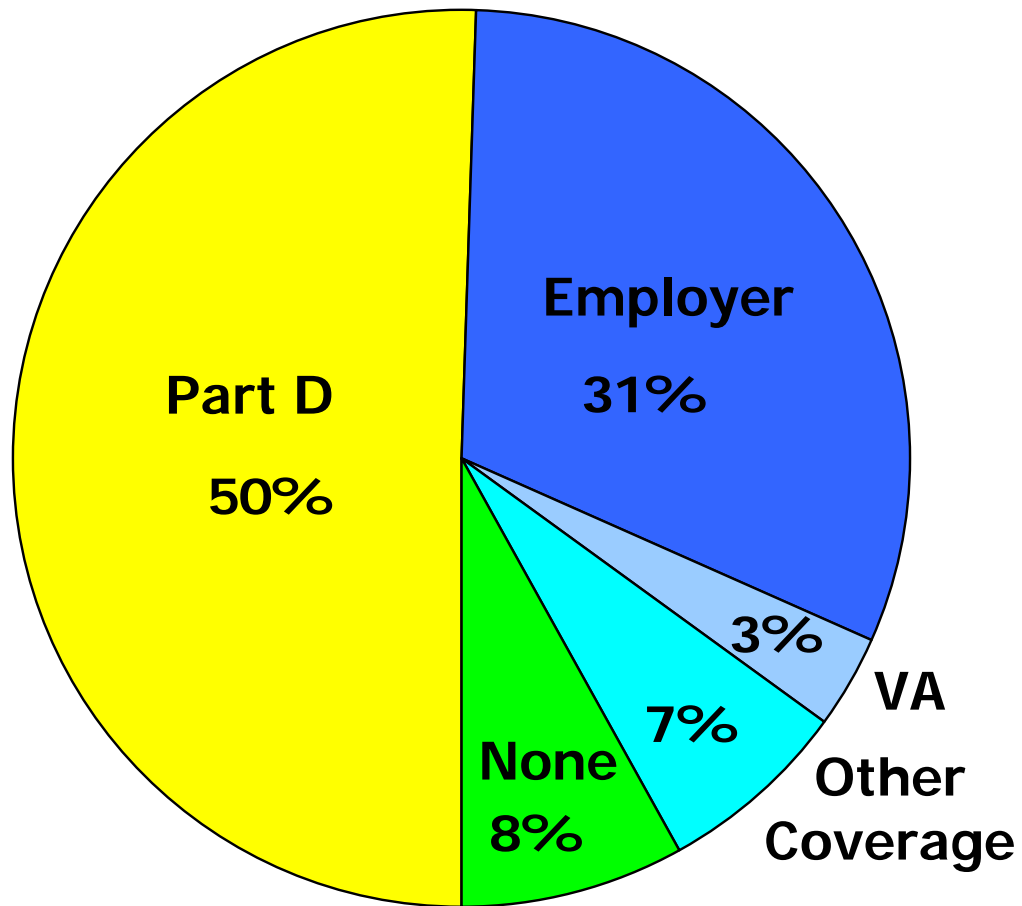


NOTES: Sample excludes institutionalized seniors. VA is Department of Veterans Affairs. Numbers are rounded.

SOURCE: Kaiser/Commonwealth/Tufts-New England Medical Center National Survey of Seniors and Prescription Drugs, 2006.

Chart 3

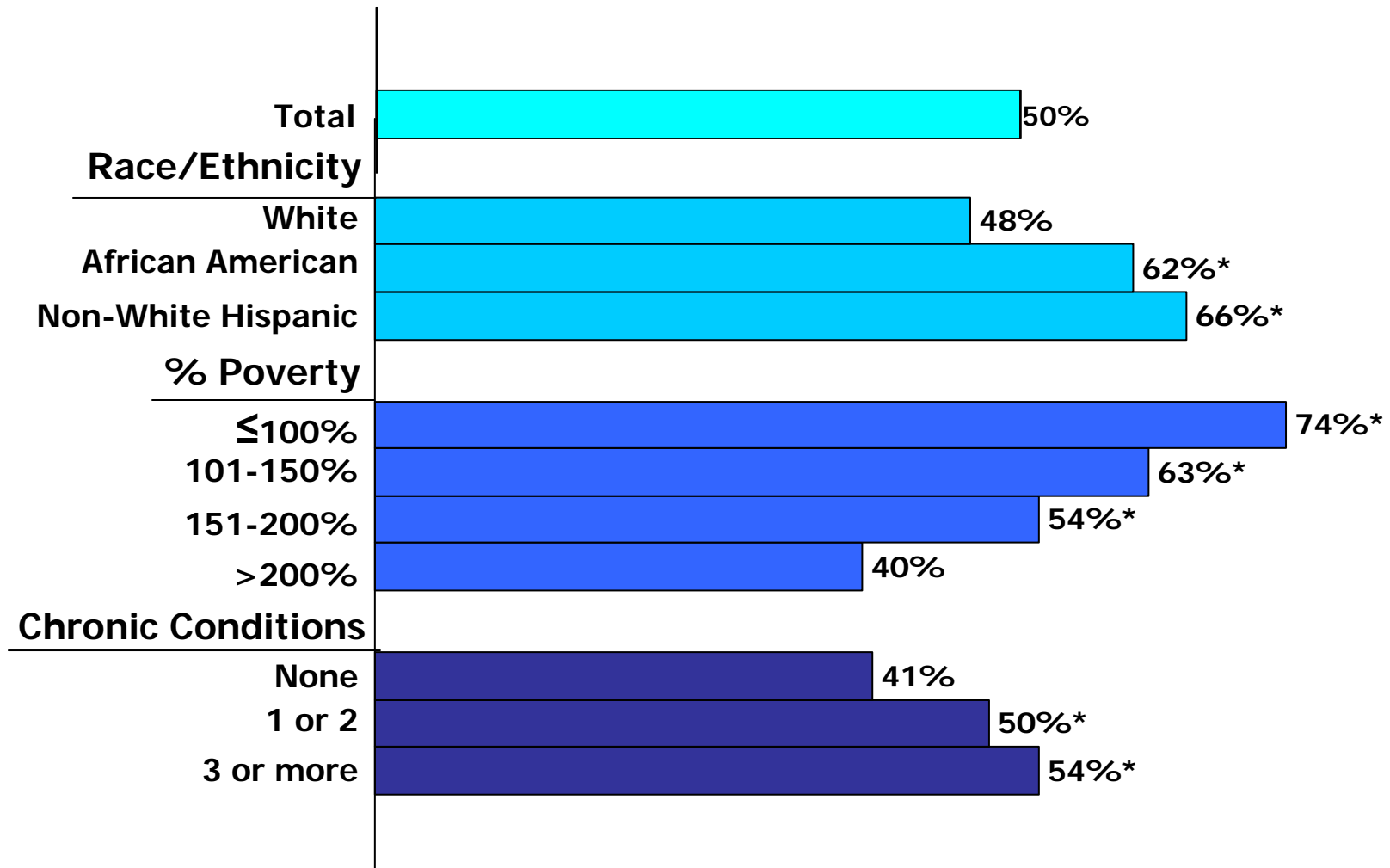
Distribution of Seniors by Primary Source of Drug Coverage, 2006



NOTES: Sample excludes institutionalized seniors. VA is Department of Veterans Affairs. Numbers are rounded.
SOURCE: Kaiser/Commonwealth/Tufts-New England Medical Center National Survey of Seniors and Prescription Drugs, 2006.

Chart 4

Part D Coverage Rates Among Seniors with Selected Characteristics, 2006

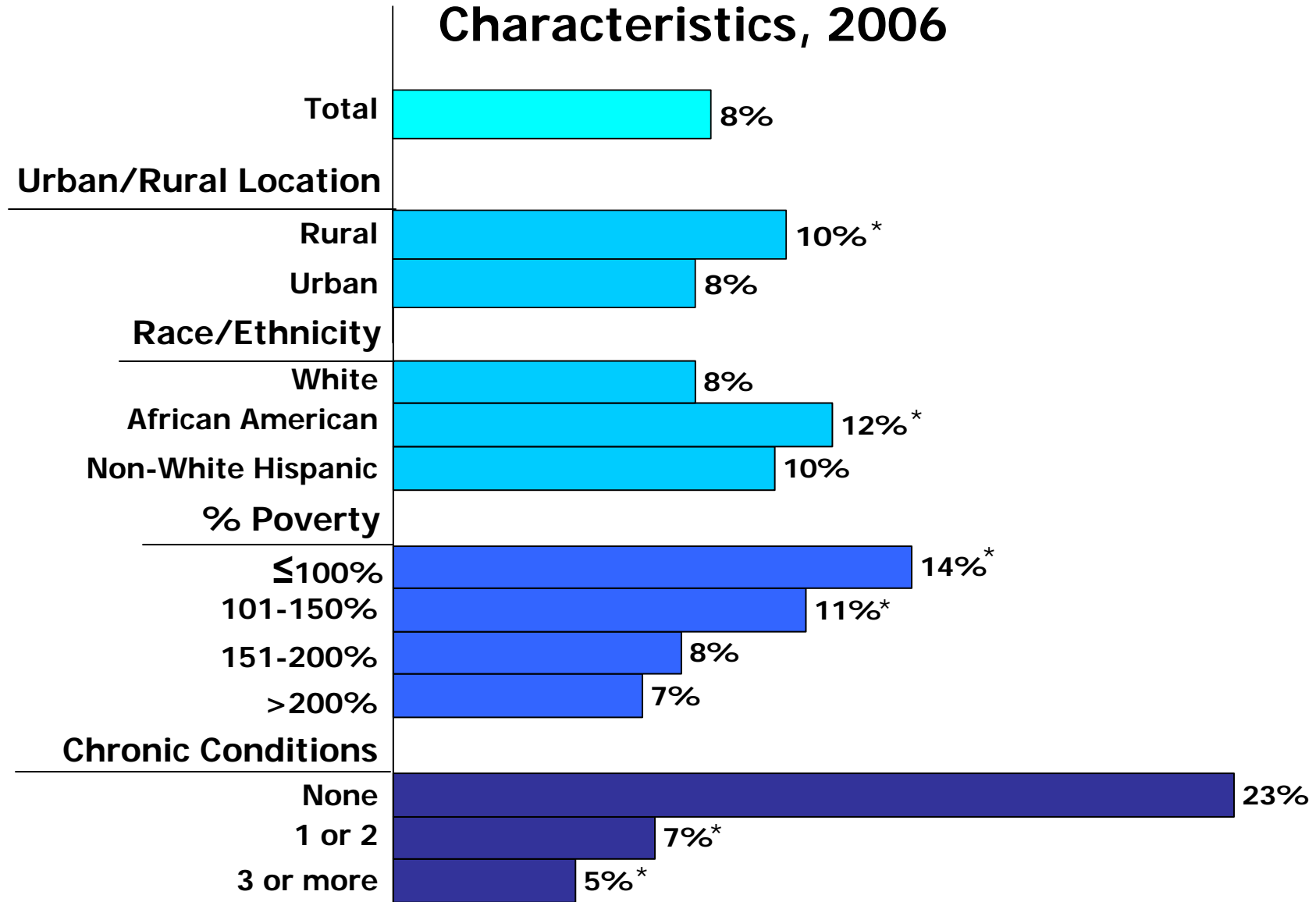


NOTES: Sample excludes institutionalized seniors. Weighted percentages. In 2006, federal poverty level: \$9,800/individual and \$13,200/couple. Reference groups for statistical significance include: white, >200% poverty, and no chronic conditions (*p < 0.05). Numbers are rounded.

SOURCE: Kaiser/Commonwealth/Tufts-New England Medical Center National Survey of Seniors and Prescription Drugs, 2006.

Chart 5

Lack of Any Drug Coverage Among Seniors with Selected Characteristics, 2006

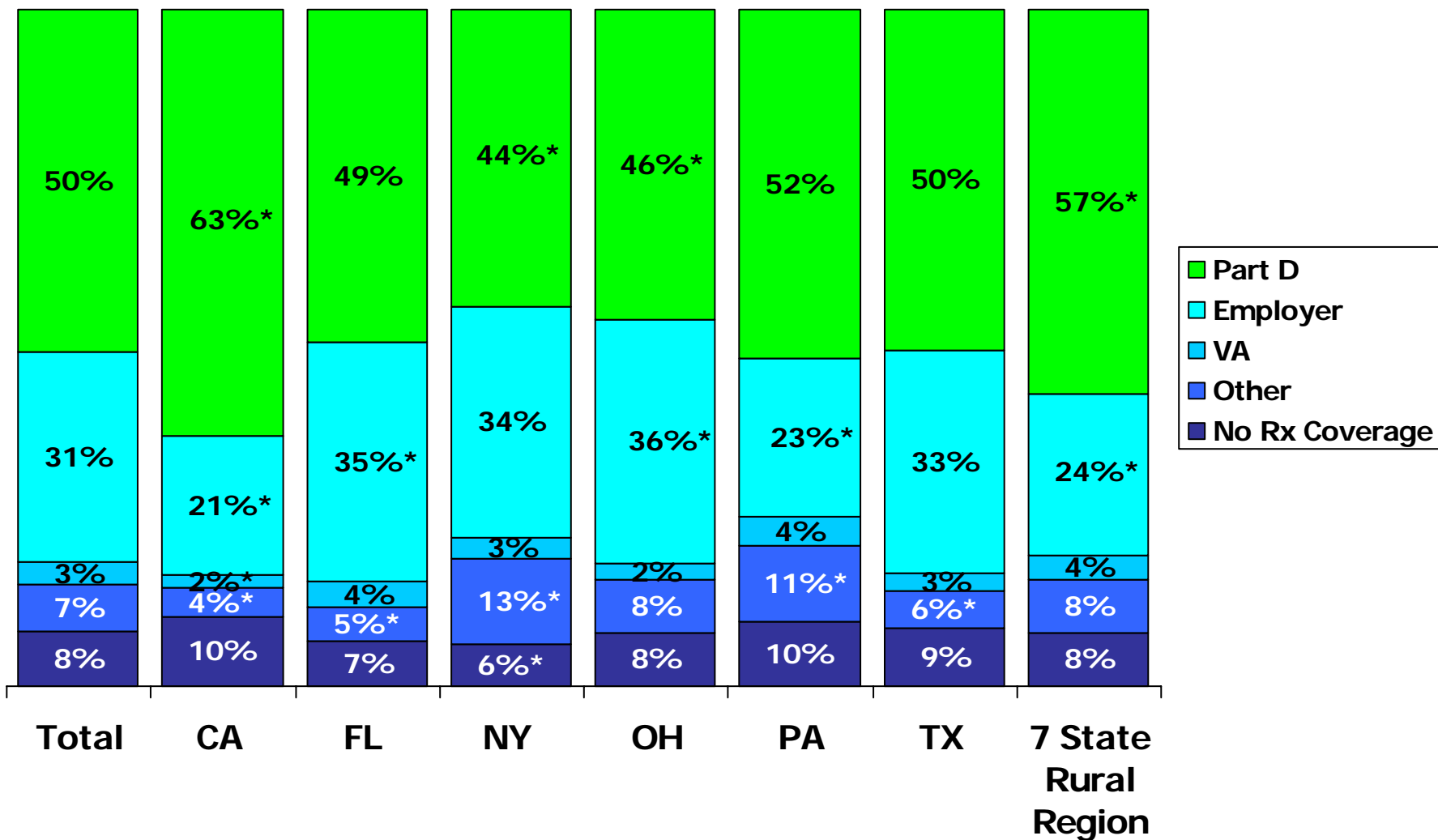


NOTES: Sample excludes institutionalized seniors. Weighted percentages. In 2006, federal poverty level: \$9,800/individual and \$13,200/couple. Reference groups for statistical significance include: white, >200% poverty, and no chronic conditions (*p < 0.05). Numbers are rounded.

SOURCE: Kaiser/Commonwealth/Tufts-New England Medical Center National Survey of Seniors and Prescription Drugs, 2006.

Chart 6

Seniors' Drug Coverage in Selected States, 2006

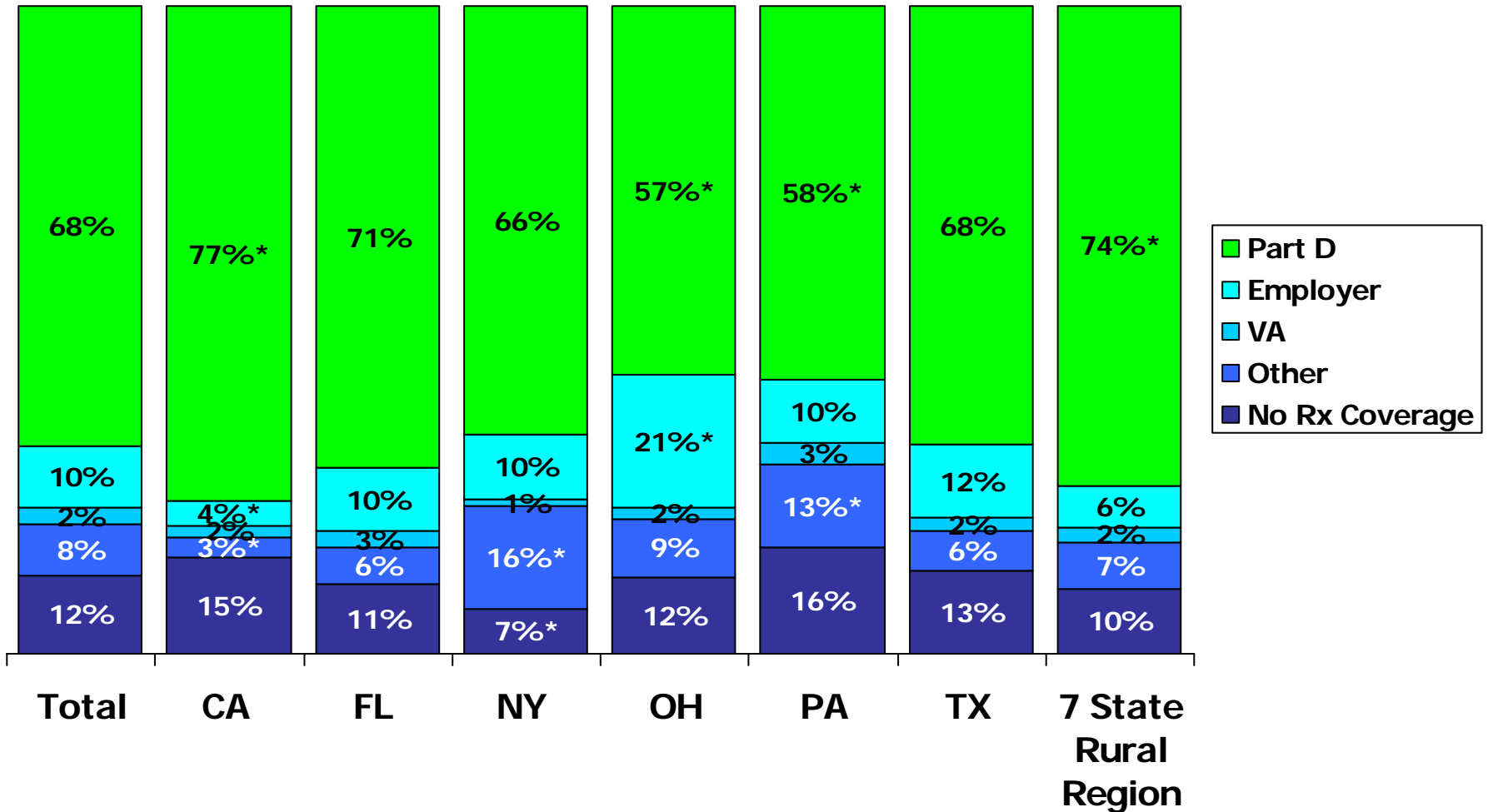


NOTES: Sample excludes institutionalized seniors. VA is Department of Veterans Affairs. Seven state rural region includes: IA, MN, MT, ND, NE, SD, WY. Reference group for statistical significance is Total (*p<0.05). Numbers are rounded.

SOURCE: Kaiser/Commonwealth/Tufts-New England Medical Center National Survey of Seniors and Prescription Drugs, 2006.

Chart 7

Low-Income Seniors' Drug Coverage in Selected States, 2006



NOTES: Sample excludes institutionalized seniors. VA is Department of Veterans Affairs. Seven state rural region includes: IA, MN, MT, ND, NE, SD, WY. Low-income refers to seniors at or below 150% of poverty (<\$14,700/individual and <\$19,800/couple). Reference group for statistical significance is Total (*p<0.05). Numbers are rounded.

SOURCE: Kaiser/Commonwealth/Tufts-New England Medical Center National Survey of Seniors and Prescription Drugs, 2006.

Characteristics of Non- Institutionalized Seniors with Various Sources of Drug Coverage

