



Chartpack

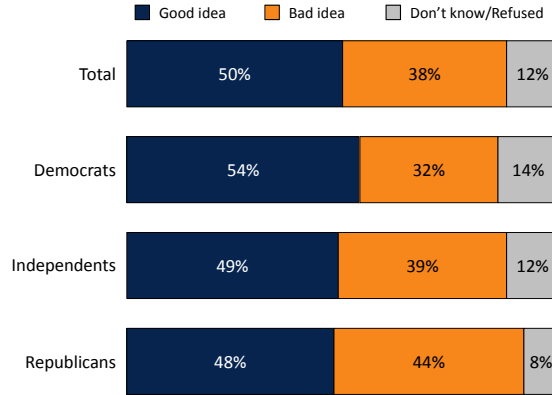
Kaiser Health Tracking Poll: September 2011

September 2011

SLIDE 1

Public Split On Idea Of Super Committee

As you may know, the legislation to raise the federal debt ceiling that was passed by Congress and signed by the president at the end of July calls for the creation of a bipartisan committee, sometimes referred to as the “super committee.” The committee is made up of 12 members of Congress—6 Republicans and 6 Democrats—and must come up with a plan to cut at least \$1.2 trillion from the federal budget deficit over the next 10 years. They must make their recommendations to Congress by November 23. If the committee doesn’t reach consensus, or if Congress doesn’t approve their recommendations by December 23, a series of automatic spending cuts would kick in. **Do you think creating the bipartisan super committee was a good idea or a bad idea?**



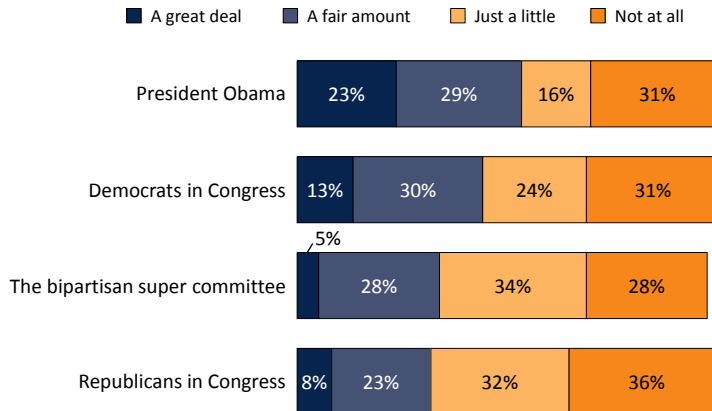
Source: Kaiser Family Foundation Health Tracking Poll (conducted September 7-12, 2011)



SLIDE 2

Majority Expresses Little or No Trust in Super Committee

How much do you trust each of the following to make the right recommendations about ways to reduce the federal budget deficit?



Note: Don't know/Refused answers not shown.

Source: Kaiser Family Foundation Health Tracking Poll (conducted September 7-12, 2011)



SLIDE 3

Partisan Differences in Trust on Dealing With the Deficit

Percent who say they trust each of the following “a great deal” or “a fair amount” to make the right recommendations about ways to reduce the federal budget deficit:

	Total	Democrats	Independents	Republicans
President Obama	52%	83%	45%	13%
Democrats in Congress	43	72	33	15
The bipartisan super committee	33	41	31	28
Republicans in Congress	31	17	30	59

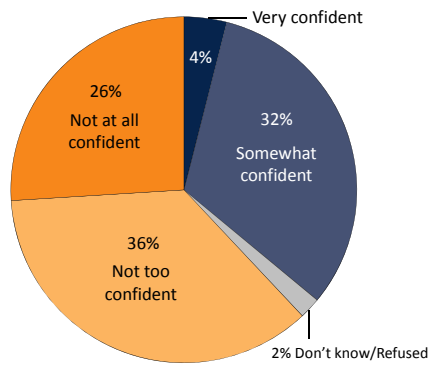
Source: Kaiser Family Foundation Health Tracking Poll (conducted September 7-12, 2011)



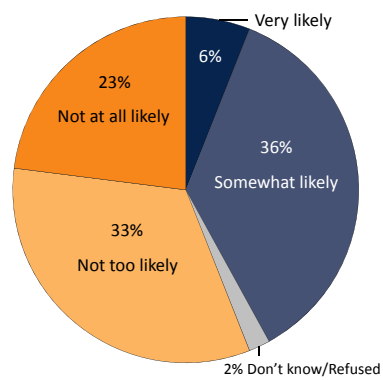
SLIDE 4

Majority Not Confident Super Committee Will Deliver a Passable Proposal

How confident are you that the super committee will be able to come up with a proposal to cut \$1.2 trillion from the federal deficit before the November deadline?



How likely do you think it is that the super committee will be able to come up with a proposal that will get enough support from both parties in Congress in order to pass?



Source: Kaiser Family Foundation Health Tracking Poll (conducted September 7-12, 2011)

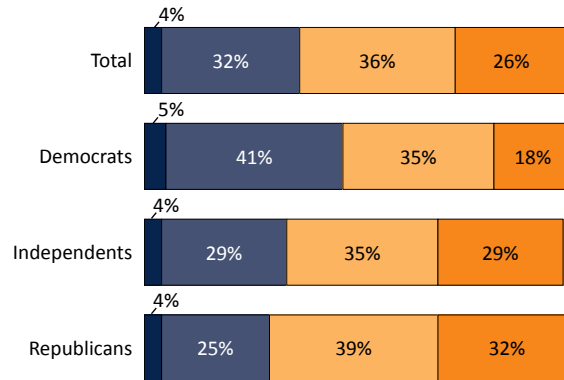


SLIDE 5

Lack Of Confidence In Super Committee

How confident are you that the super committee will be able to come up with a proposal to cut \$1.2 trillion from the federal deficit before the November deadline?

Very confident Somewhat confident Not too confident Not at all confident



Note: Don't know/Refused answers not shown.
Source: Kaiser Family Foundation Health Tracking Poll (conducted September 7-12, 2011)

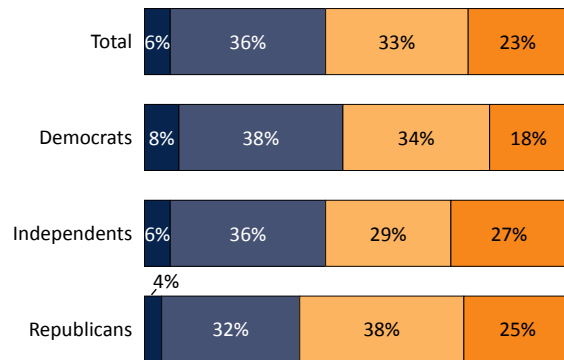


SLIDE 6

Majority Don't Think Super Committee Will Come Up With Passable Plan

How likely do you think it is that the super committee will be able to come up with a proposal that will get enough support from both parties in Congress in order to pass?

Very likely Somewhat likely Not too likely Not at all likely



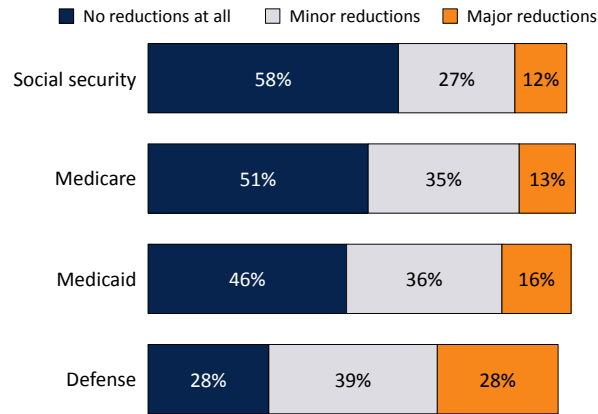
Note: Don't know/Refused answers not shown.
Source: Kaiser Family Foundation Health Tracking Poll (conducted September 7-12, 2011)



SLIDE 7

Majority Of Public Want No Reductions To Social Security Or Medicare

If the super committee recommends reducing the deficit by reducing federal spending, I'd like to know in which areas you would be willing to see spending reduced. For each area I name, please tell me if you would support major spending reductions, minor spending reductions or no reductions at all as a way to reduce the federal deficit.



Note: Don't know/Refused answers not shown.
Source: Kaiser Family Foundation Health Tracking Poll (conducted September 7-12, 2011)



SLIDE 8

Even Among Republicans and Tea Party Supporters, Most Oppose Reductions to Social Security

If the super committee recommends reducing the deficit by reducing federal spending, I'd like to know in which areas you would be willing to see spending reduced. For each area I name, please tell me if you would support major spending reductions, minor spending reductions or no reductions at all as a way to reduce the federal deficit.

	Total	Democrats	Independents	Republicans	Tea Party Supporters (regardless of party affiliation)
Social security					
No reductions	58%	65%	58%	52%	52%
Minor reductions	27	24	27	31	28
Major reductions	12	9	13	14	16
Medicare					
No reductions	51	62	47	40	37
Minor reductions	35	26	37	43	41
Major reductions	13	11	14	15	22
Medicaid					
No reductions	46	56	43	32	30
Minor reductions	36	29	39	45	40
Major reductions	16	14	15	21	29
Defense					
No reductions	28	24	30	38	43
Minor reductions	39	39	38	42	41
Major reductions	28	34	30	18	16

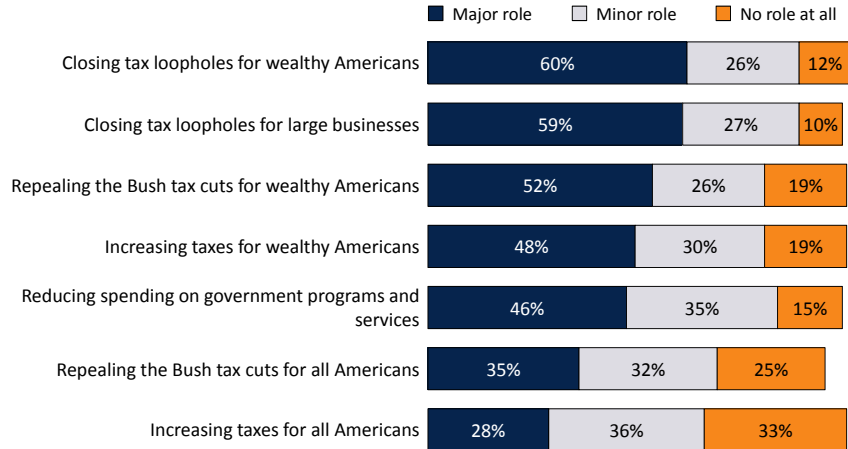
Note: Don't know/Refused answers not shown.
Source: Kaiser Family Foundation Health Tracking Poll (conducted September 7-12, 2011)



SLIDE 9

Most See Role For Tax Increases And Spending Reductions In Super Committee Plan

Thinking about different approaches the super committee might recommend to reduce the federal budget deficit, I'd like to know how big a role you think each of the following should play in an overall deficit reduction strategy.



Note: Various items asked of half sample. Don't know/Refused answers not shown.
Source: Kaiser Family Foundation Health Tracking Poll (conducted September 7-12, 2011)



SLIDE 10

Partisan Disagreement On How Super Committee Should Reduce The Deficit

Percent who say each of the following should play a "major role" in an overall deficit reduction strategy:

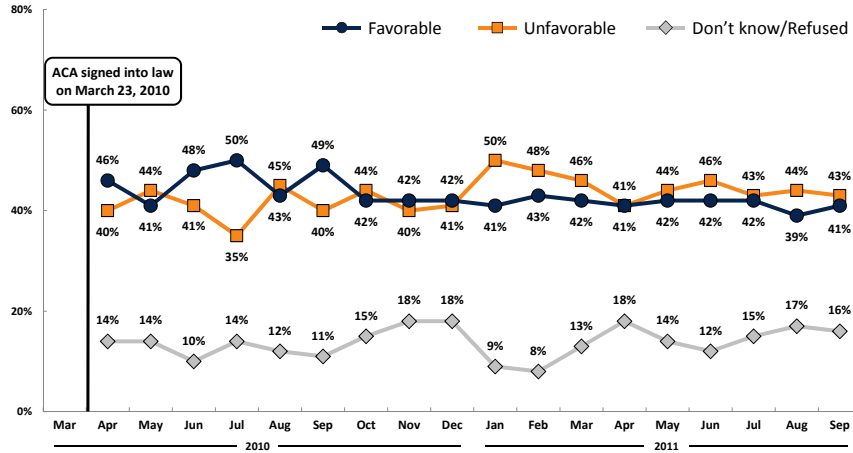
	Total	Democrats	Independents	Republicans
Closing tax loopholes for wealthy Americans	60%	68%	62%	41%
Closing tax loopholes for large businesses	59	61	60	51
Repealing the Bush tax cuts for wealthy Americans	52	69	49	31
Increasing taxes for wealthy Americans	48	64	44	29
Reducing spending on government programs and services	46	40	47	59
Repealing the Bush tax cuts for all Americans	35	45	33	24
Increasing taxes for all Americans	28	36	26	17

Source: Kaiser Family Foundation Health Tracking Poll (conducted September 7-12, 2011)



Views On Health Reform Remain Divided

As you may know, a health reform bill was signed into law early last year. Given what you know about the health reform law, do you have a generally favorable or generally unfavorable opinion of it?

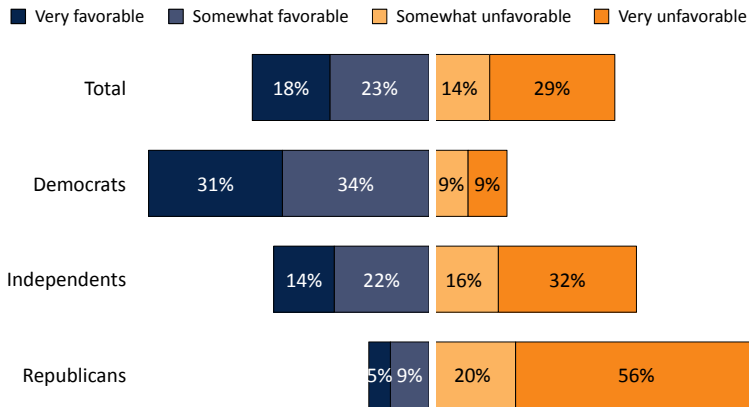


Source: Kaiser Family Foundation Health Tracking Polls



Views On Health Reform Law Differ Sharply By Party Self-Identification

As you may know, a health reform bill was signed into law early last year. Given what you know about the health reform law, do you have a generally favorable or generally unfavorable opinion of it?

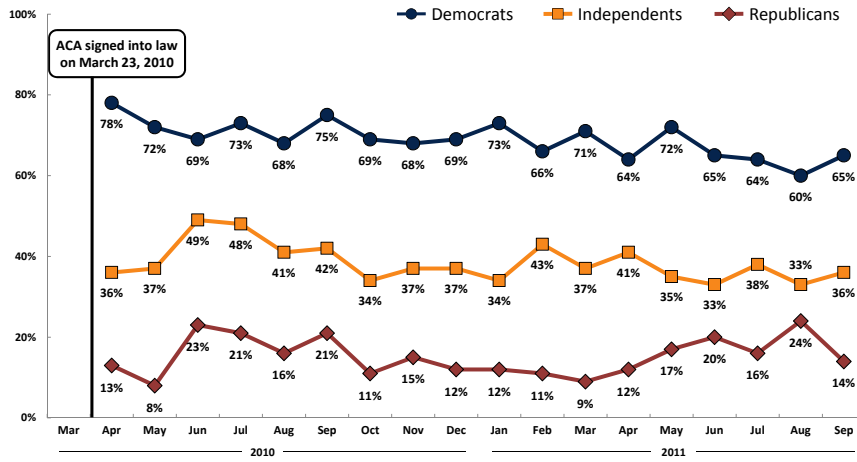


Note: Don't know/Refused answers not shown.
Source: Kaiser Family Foundation Health Tracking Poll (conducted September 7-12, 2011)



Partisan Disagreement Over ACA Continues

Percent who say they have a favorable opinion of the health reform law:

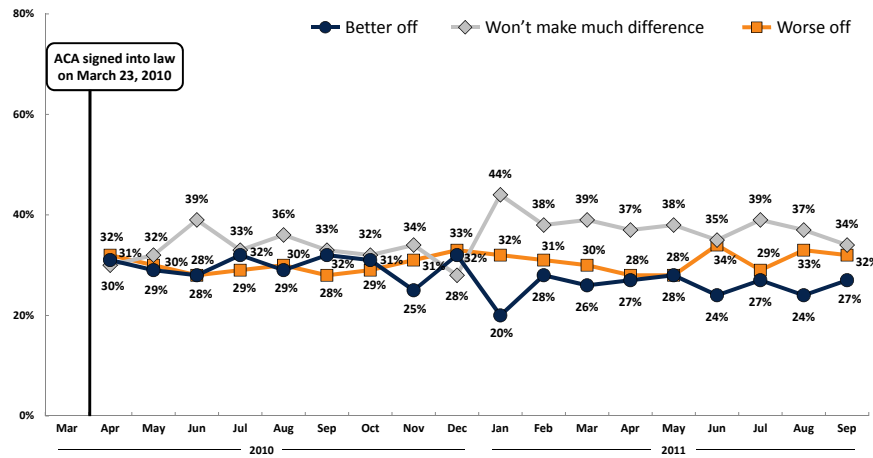


Source: Kaiser Family Foundation Health Tracking Polls



Trend In Perception Of Personal Impact Of Law

Do you think you and your family will be better off or worse off under the health reform law, or don't you think it will make much difference?

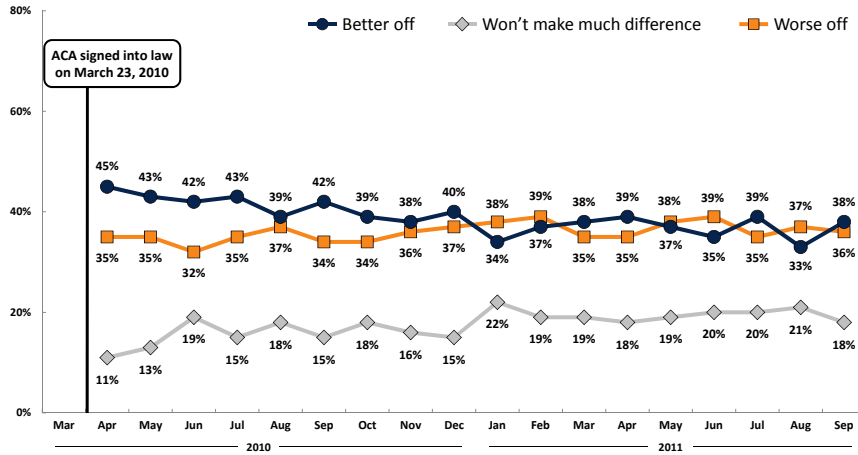


Note: Don't know/Refused answers not shown.
Source: Kaiser Family Foundation Health Tracking Polls



No Agreement As To Whether Country Will Benefit

Do you think the country as a whole will be better off or worse off under the health reform law, or don't you think it will make much difference?

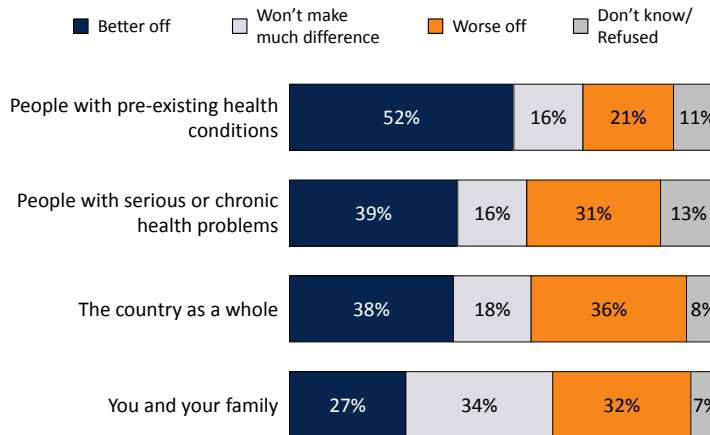


Note: Don't know/Refused answers not shown.
Source: Kaiser Family Foundation Health Tracking Polls



People With Pre-Existing Health Conditions Viewed As Most Likely to Benefit Under ACA

Do you think each of the following will be better off or worse off under the health reform law, or don't you think it will make much difference?

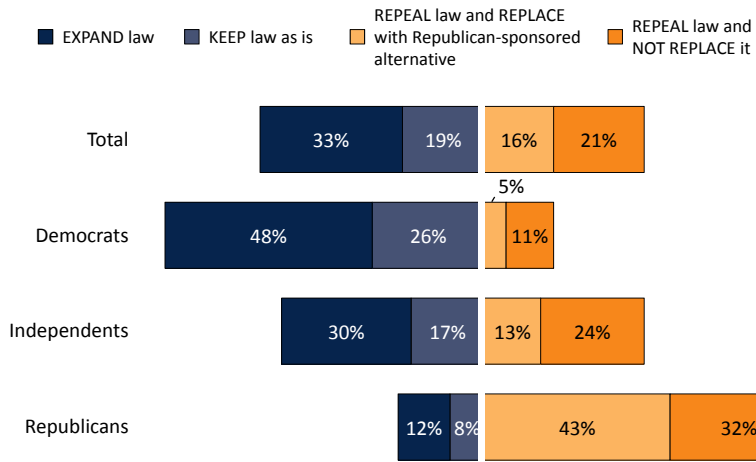


Note: Various items asked of half sample.
Source: Kaiser Family Foundation Health Tracking Poll (conducted September 7-12, 2011)



Partisan Divisions As To 'What Next' For Health Reform

What would you like to see Congress do when it comes to the health care law?

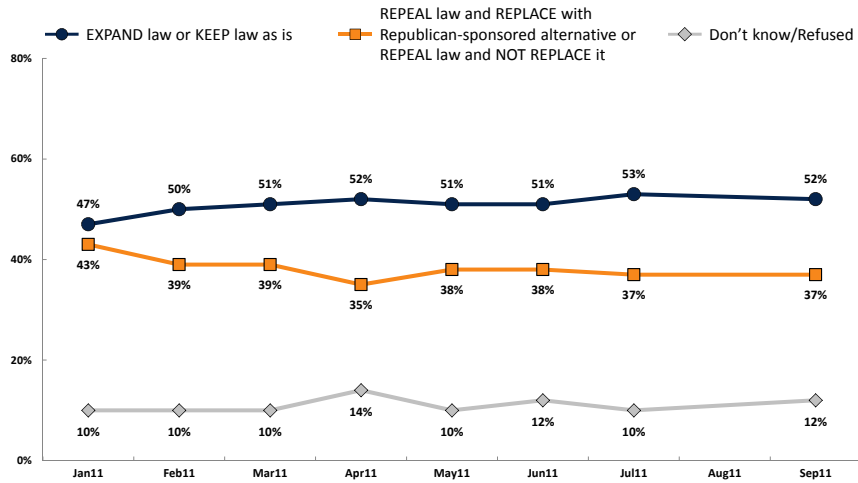


Note: Don't know/Refused answers not shown.
 Source: Kaiser Family Foundation Health Tracking Poll (conducted September 7-12, 2011)



Half Want Health Care Law Kept As Is Or Expanded

What would you like to see Congress do when it comes to the health care law?



Source: Kaiser Family Foundation Health Tracking Polls

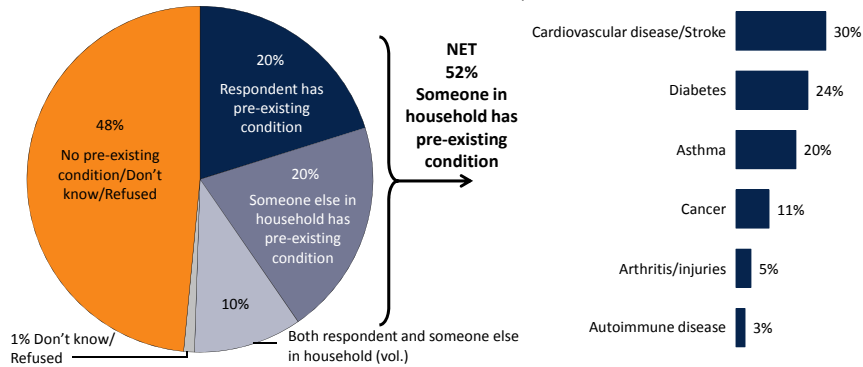


Half Of Americans Say Someone In Household Has Pre-Existing Condition

In general, the term “pre-existing condition” is used by insurance companies to describe an illness or medical condition that a person had before they began looking for insurance. For example, if you were looking to buy health insurance but had a history of asthma, diabetes or high blood pressure, those would be considered pre-existing conditions, along with illnesses such as cancer.

Given that definition, would you say that you or someone else in your household would be considered to have a “pre-existing condition” of some sort, or not?

Among the 52% who say they or someone in their household has a pre-existing health condition: Can you briefly describe what that condition is? [open-end]



Note: Only responses of 3 percent or more shown for follow-up question. Percentages may add to more than 100% due to multiple responses.
Source: Kaiser Family Foundation Health Tracking Poll (conducted September 7-12, 2011)

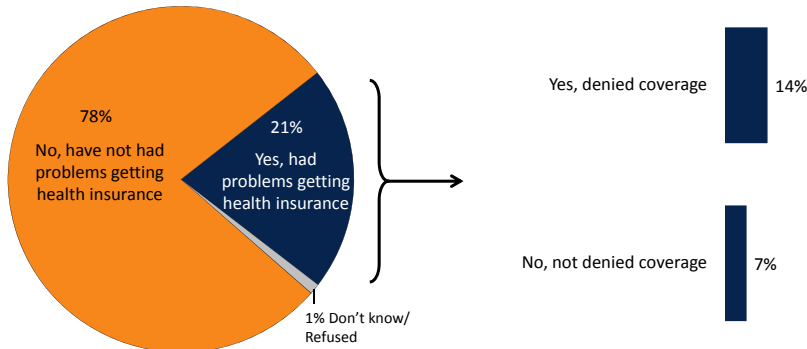


One In Five With Pre-Existing Condition Report Problems Getting Coverage

AMONG THE 52% WHO SAY THEY OR SOMEONE IN THEIR HOUSEHOLD HAS A PRE-EXISTING HEALTH CONDITION

Have you or your family member ever had problems getting health insurance coverage because of a pre-existing condition, or not?

Asked of those who say they had a problem getting health insurance: Were you denied health insurance coverage because of this pre-existing condition, or not?



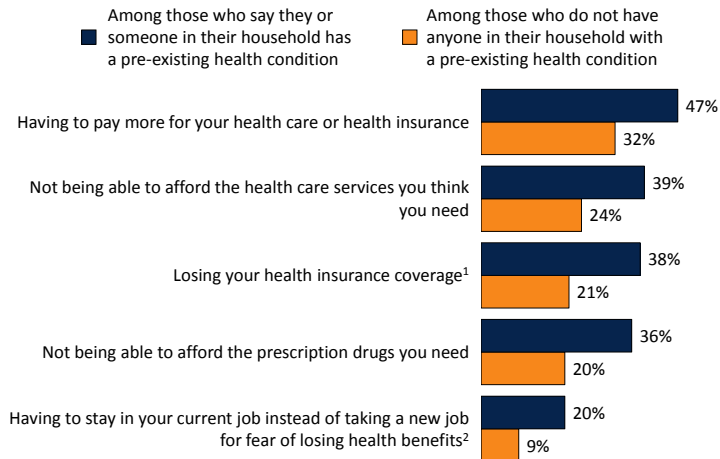
Note: Don't know/Refused answers not shown.
Source: Kaiser Family Foundation Health Tracking Poll (conducted September 7-12, 2011)



SLIDE 21

People With Pre-Existing Conditions More Likely to Worry About Health Care

Percent who say they are “very worried” about each of the following:



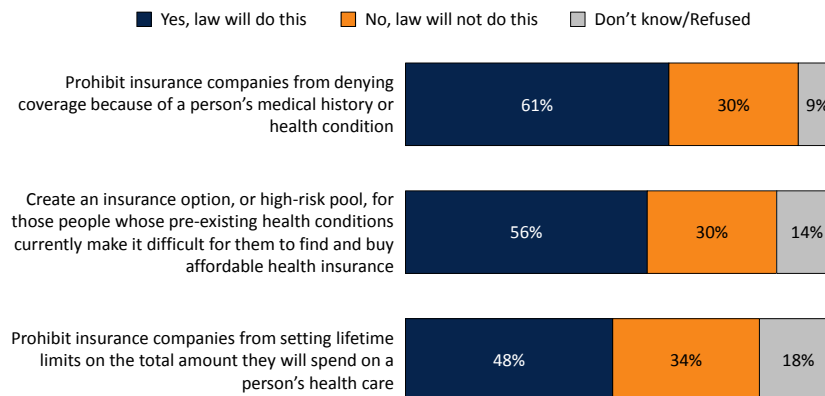
Note: ¹Based on those with health insurance coverage. ²Based on those who are employed with health insurance.
 Source: Kaiser Family Foundation Health Tracking Poll (conducted September 7-12, 2011)



SLIDE 22

Awareness Of Some Consumer Protection Provisions Of ACA

I’m going to read you a list of specific reform proposals. For each, please tell me whether you think it was included in the health reform law, or not.



Source: Kaiser Family Foundation Health Tracking Poll (conducted September 7-12, 2011)

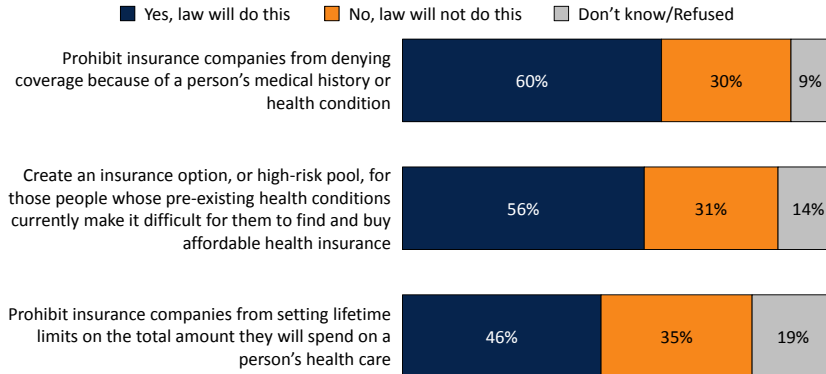


SLIDE 23

Awareness Of ACA Consumer Protection Provisions Among Those With Pre-Existing Conditions

I'm going to read you a list of specific reform proposals. For each, please tell me whether you think it was included in the health reform law, or not.

AMONG THE 52% WHO SAY THEY OR SOMEONE IN THEIR HOUSEHOLD HAS A PRE-EXISTING HEALTH CONDITION



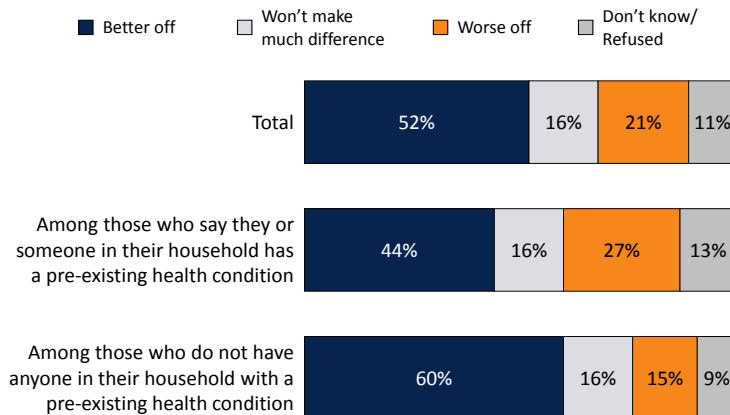
Source: Kaiser Family Foundation Health Tracking Poll (conducted September 7-12, 2011)



SLIDE 24

People With Pre-Existing Conditions Less Optimistic About Impact of Law

Do you think people with pre-existing health conditions will be better off or worse off under the health reform law, or don't you think it will make much difference?



Source: Kaiser Family Foundation Health Tracking Poll (conducted September 7-12, 2011)



Methodology

This *Kaiser Health Tracking Poll* was designed and analyzed by public opinion researchers at the Kaiser Family Foundation led by Mollyann Brodie, Ph.D., including Liz Hamel, Sarah Cho, and Theresa Boston. The survey was conducted September 7 through September 12, 2011, among a nationally representative random sample of 1,207 adults ages 18 and older. Telephone interviews conducted by landline (704) and cell phone (503, including 224 who had no landline telephone) were carried out in English and Spanish by Princeton Survey Research Associates.

The margin of sampling error is plus or minus 3 percentage points. For results based subgroups, the margin of sampling error may be higher. Note that sampling error is only one of many potential sources of error in this or any other public opinion poll.

“VOL” indicates that a response was volunteered by respondent, not an explicitly offered choice.

Due to rounding, percentages may not add to 100.

For full question wording, please see the topline questionnaire: <http://www.kff.org/kaiserpolls/8230.cfm>





The Henry J. Kaiser Family Foundation

Headquarters
2400 Sand Hill Road
Menlo Park, CA 94025
Phone: (650) 854-9400 Fax: (650) 854-4800

Washington Offices and
Barbara Jordan Conference Center
1330 G Street, NW
Washington, DC 20005
Phone: (202) 347-5270 Fax: (202) 347-5274

www.kff.org

This publication (#8230-C) is available on the
Kaiser Family Foundation website at www.kff.org.

*The Kaiser Family Foundation, a leader in health policy analysis, health journalism and communication, is dedicated to filling the need for trusted, independent information on the biggest health issues facing our nation and its people.
The Foundation is a non-profit private operating foundation, based in Menlo Park, California.*