

An Update on Donor Funding for Health: Implications for the G-8

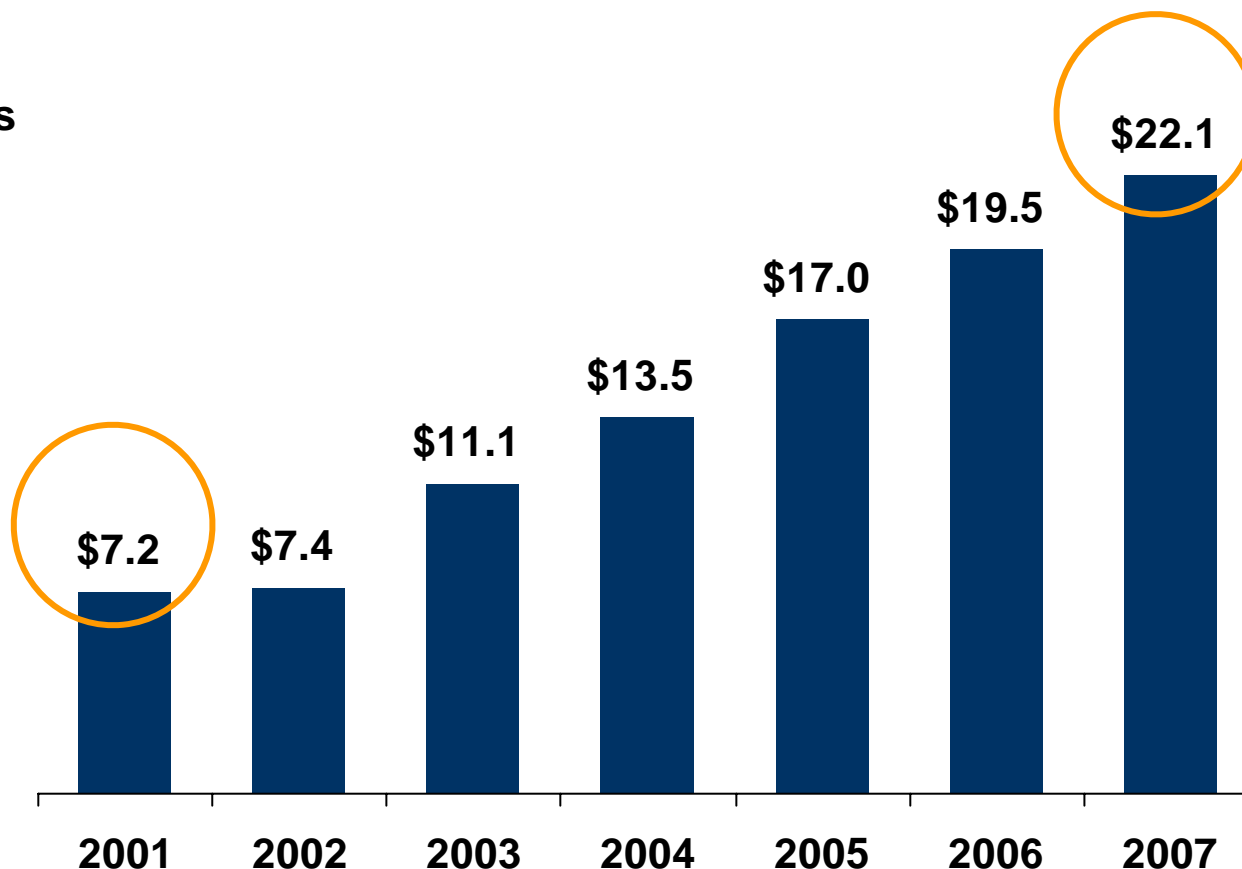
**Kaiser Family Foundation / CSIS Briefing
“The G-8 and the Obama Administration:
What Happened on the Global Health Initiative &
New Food Security Effort?”**

**Jen Kates
July 23, 2009
Washington DC**



Total Health ODA Commitments, 2001-2007

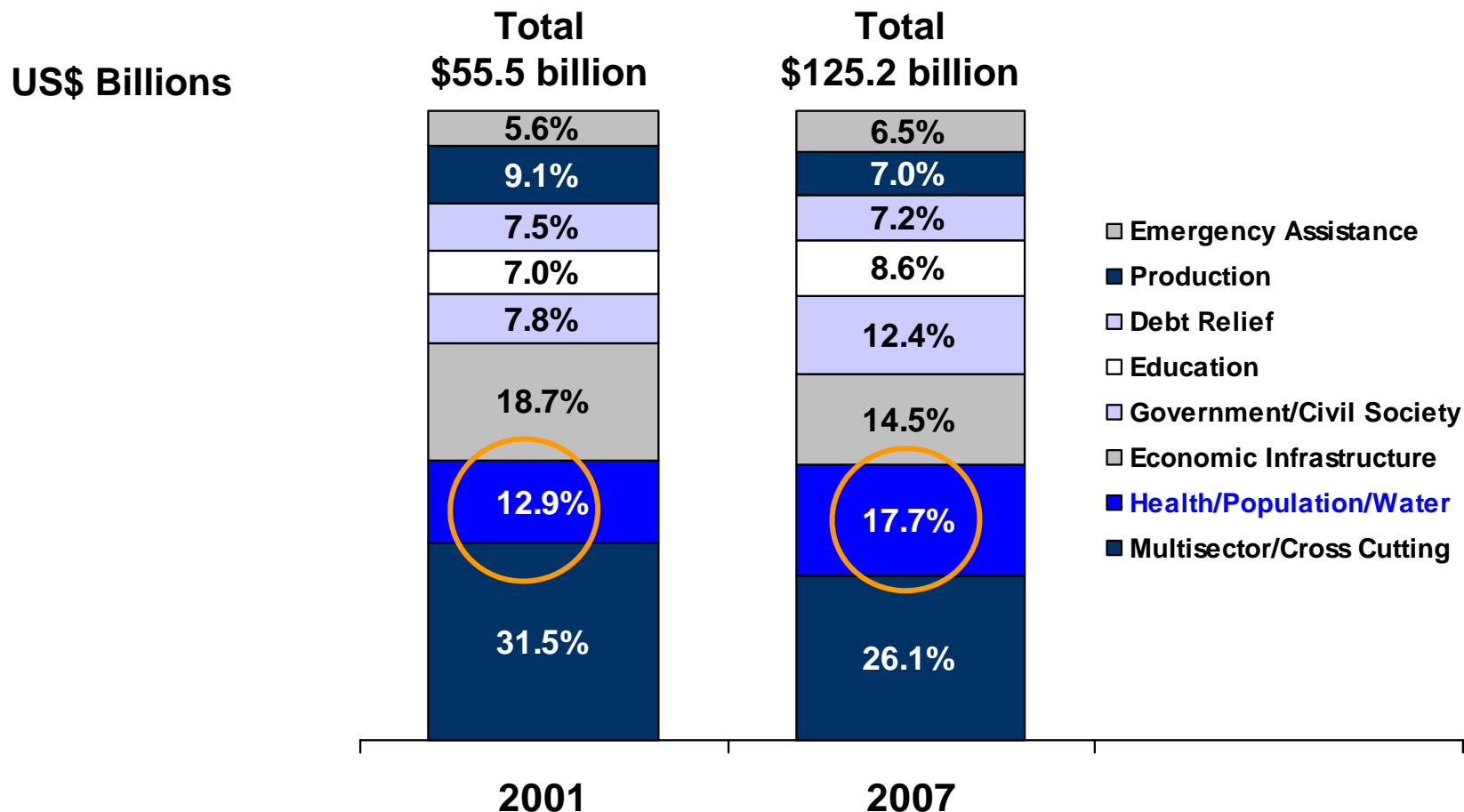
US\$ Billions



Notes: Amounts in gross US\$ commitments. Health ODA combines data from three OECD CRS sub-sectors: (1) Health; (2) Population Policies/Programs and Reproductive Health (includes HIV/AIDS & STDs); (3) Water Supply/Sanitation; and (4) Other Social Infrastructure and Services - Social Mitigation of HIV/AIDS. Source: Analysis of data obtained via online query of the OECD Development Assistance Committee (DAC) Database and Creditor Reporting System (CRS), May 31, 2009.

Figure 2

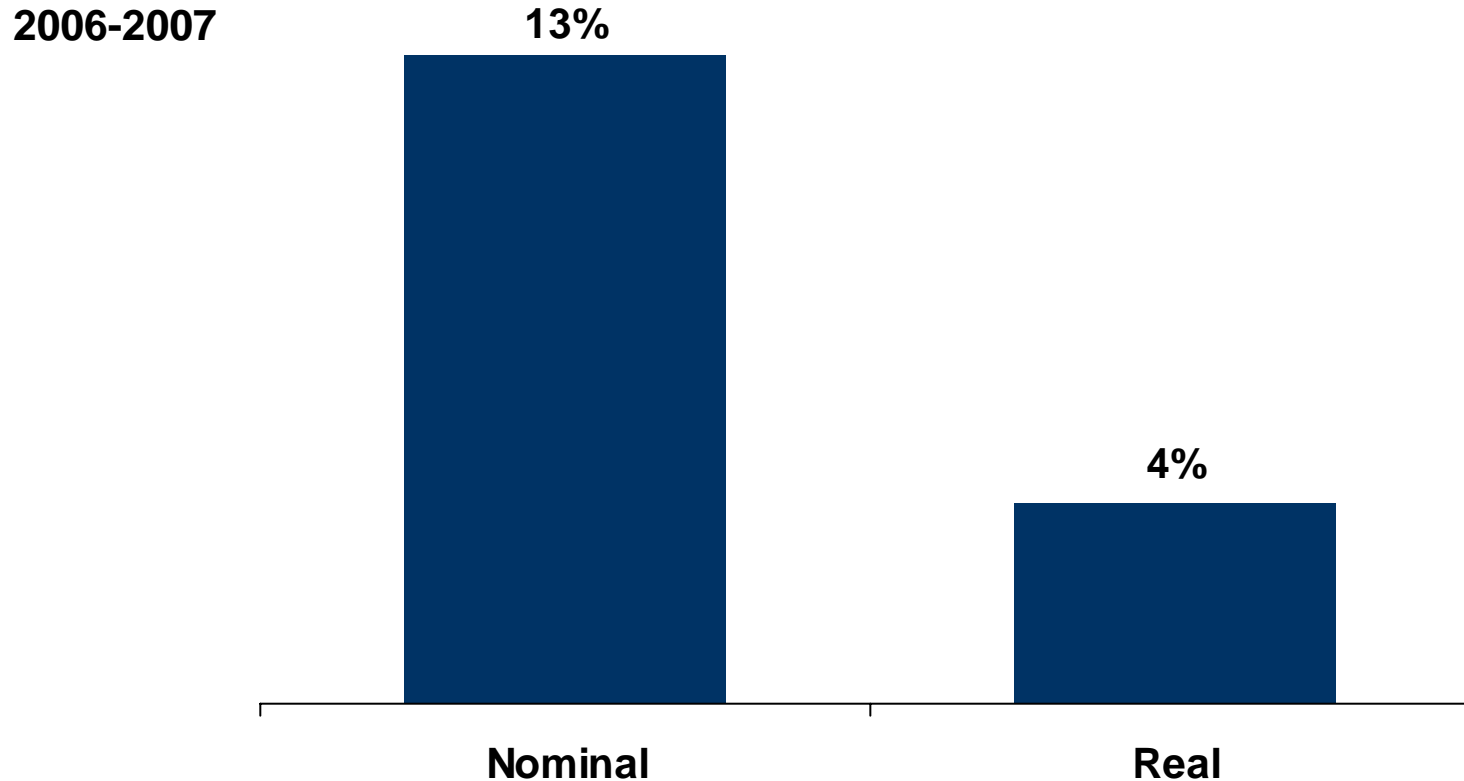
Share of ODA Commitments by Major Sector, 2001 & 2007



Notes: Amounts in gross US\$ commitments. Health ODA combines data from four OECD CRS sub-sectors: (1) Health; (2) Population Policies/Programs and Reproductive Health (includes HIV/AIDS & STDs); (3) Water Supply/Sanitation; and (4) Other Social Infrastructure and Services - Social Mitigation of HIV/AIDS. Source: Analysis of data obtained via online query of the OECD Development Assistance Committee (DAC) Database and Creditor Reporting System (CRS), May 31, 2009.

Figure 3

Percent Increase in Health ODA Commitments, Nominal vs Real Increase, 2006-2007

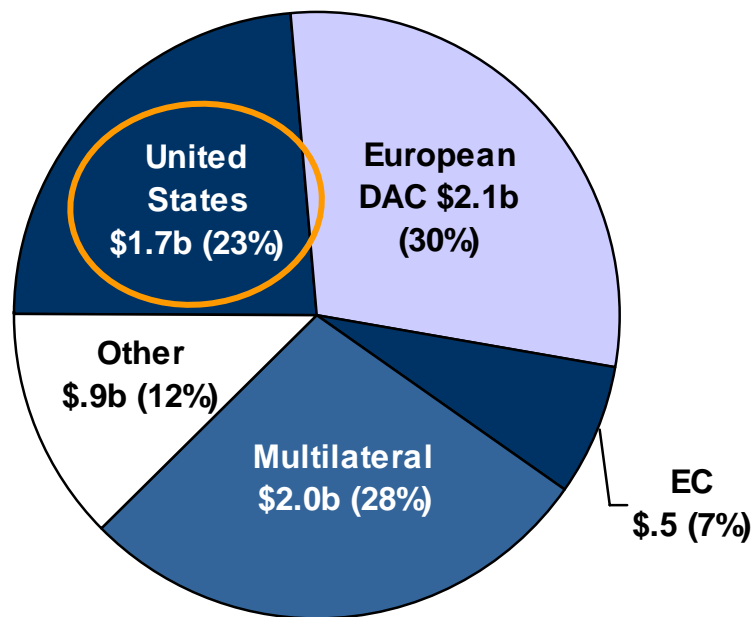


Notes: Amounts in gross US\$ commitments. Health ODA combines data from four OECD CRS sub-sectors: (1) Health; (2) Population Policies/Programs and Reproductive Health (includes HIV/AIDS & STDs); (3) Water Supply/Sanitation; and (4) Other Social Infrastructure and Services - Social Mitigation of HIV/AIDS. Source: Analysis of data obtained via online query of the OECD Development Assistance Committee (DAC) Database and Creditor Reporting System (CRS), May 31, 2009.

Health ODA Commitments by Donor, 2001 & 2007

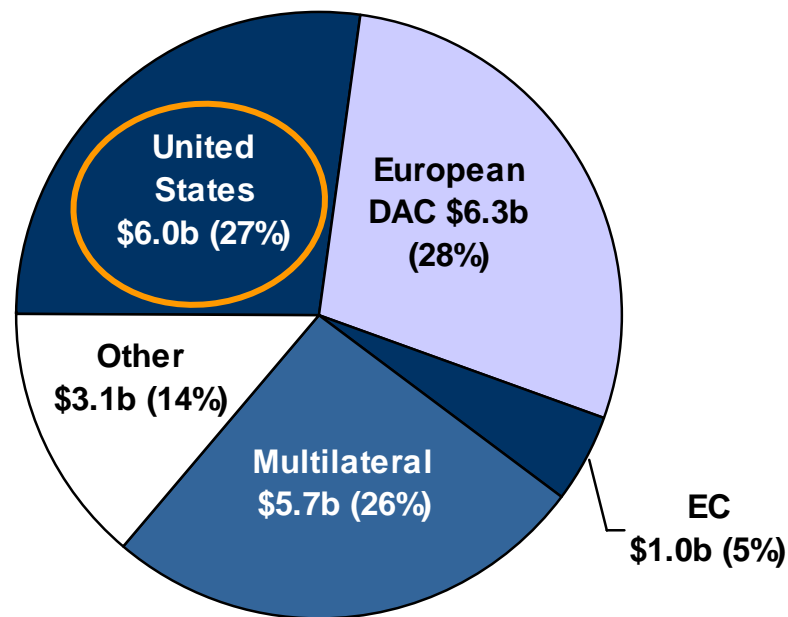
US\$ Billions

2001



Total = \$7.2 billion

2007



Total = \$22.1 billion

Notes: Amounts in gross US\$ commitments. Health ODA combines data from four OECD CRS sub-sectors: (1) Health; (2) Population Policies/Programs and Reproductive Health (includes HIV/AIDS & STDs); (3) Water Supply/Sanitation; and (4) Other Social Infrastructure and Services - Social Mitigation of HIV/AIDS. Source: Analysis of data obtained via online query of the OECD Development Assistance Committee (DAC) Database and Creditor Reporting System (CRS), May 31, 2009.