

## Iraq remains top issue for public; health care now ranks second overall, including among Republicans

With the first presidential primaries less than three months away, Iraq continues to top the list of issues the public wants the president and Congress to address, with over half naming the war as one of the top two issues in an open-ended question. Health care ranks second, and is the top domestic issue, with roughly three in ten citing it, including 36 percent of self-identified Democrats, 31 percent of independents, and 22 percent of Republicans. Following health care are concerns about the economy (16 percent) and immigration (12 percent). In a shift from recent polls, the ranking of the top four issues in this month's tracking survey is the same for Republicans, Democrats, and independents alike. Health care's rank as the number two issue for Republicans is particularly noteworthy, as it is counter to what has been political conventional wisdom in past years.

**What do you think is the most important problem for the president and Congress to address?**  
**Is there another problem you think is almost as important? (open-ended)**

Issue Rank	Total	Republicans	Democrats	Independents
1	Iraq (54%)	Iraq (53%)	Iraq (62%)	Iraq (52%)
2	Health care (29)	Health care (22)	Health care (36)	Health care (31)
3	Economy (16)	Economy (19)	Economy (15)	Economy (16)
4	Immigration (12)	Immigration (13)	Immigration (9)	Immigration (16)†
5	Frustration w/gov't (6)	Terrorism (11)	Education (6)	Frustration w/gov't (7)
6	Terrorism (5)	Taxes (6)	Frustration w/gov't (5)	Terrorism (5)

† indicates a tie with item directly above

When asked about the two issues they would most like to hear the presidential candidates discuss, the top four issues overall are again Iraq (44 percent), health care (38 percent), the economy (18 percent), and immigration (12 percent) – the same four issues which have topped the poll since tracking began in March. Health care, which has consistently ranked a strong second among Democrats and political independents, now also ranks a clear second among Republicans.

**Thinking about the campaign for the presidential election in 2008, what two issues would you most like to hear the presidential candidates talk about? (open-ended)**

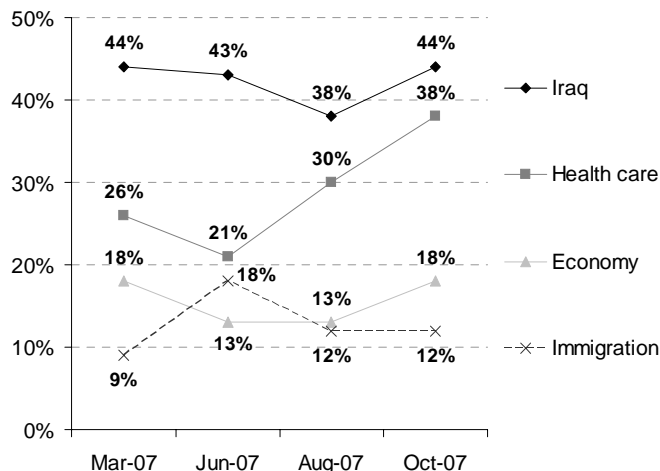
Issue Rank	Total	Republicans	Democrats	Independents
1	Iraq (44%)	Iraq (42%)	Iraq (48%)	Iraq (44%)
2	Health care (38)	Health care (30)	Health care (45)	Health care (39)
3	Economy (18)	Economy (16)	Economy (21)	Economy (18)
4	Immigration (12)	Immigration (15)	Immigration (9)	Immigration (13)
5	Education (7)	Terrorism (12)	Education (8)	Education (8)
6	Taxes (7)†	Taxes (10)	Social Security (6)	Terrorism (8)†
7	Social Security (6)	Education (8)	Taxes (4)	Taxes (7)
8	Terrorism (6)†	Morality issues (7)	Environment (4)†	Social Security (7)†

† indicates a tie with item directly above

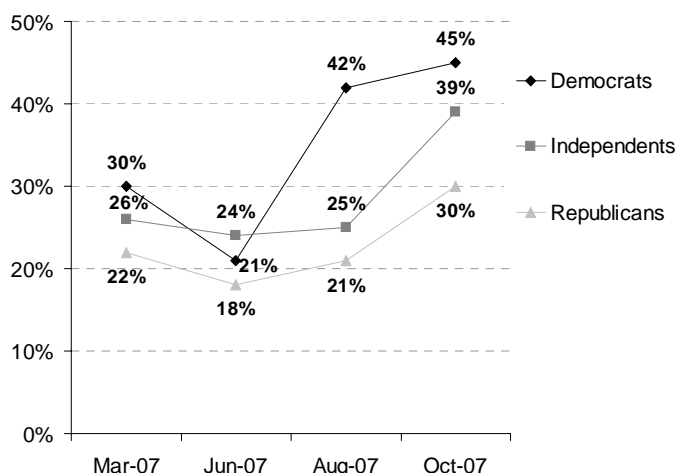
Both of the above questions were asked in an open-ended manner, allowing people to say what is on their minds. Other polls have shown health care rank ranking lower for Republicans, and these differences are likely due to how the question was asked. For instance, questions about the “most important problem facing the country” get different results than those about the “most important problem for the president and Congress to address.” Also, health care tends to rank higher for Republicans in these open-ended questions than it does when respondents are given a closed-ended list of issues and asked to choose the most important; in the latter type of question, issues such as terrorism and illegal immigration tend to rank higher than health care for Republicans.

The share of the public naming health care as one of the main issues they want to hear the candidates discuss has increased steadily from 21 percent in June to 38 percent now. This includes double-digit increases among Democrats and independents, and again of note, Republicans as well.

**Thinking about the campaign for the presidential election in 2008, what two issues would you most like to hear the presidential candidates talk about? (open-ended, top 4 responses shown)**



**Percent naming health care as one of the top two issues they'd most like to hear presidential candidates talk about, by political party self-identification**

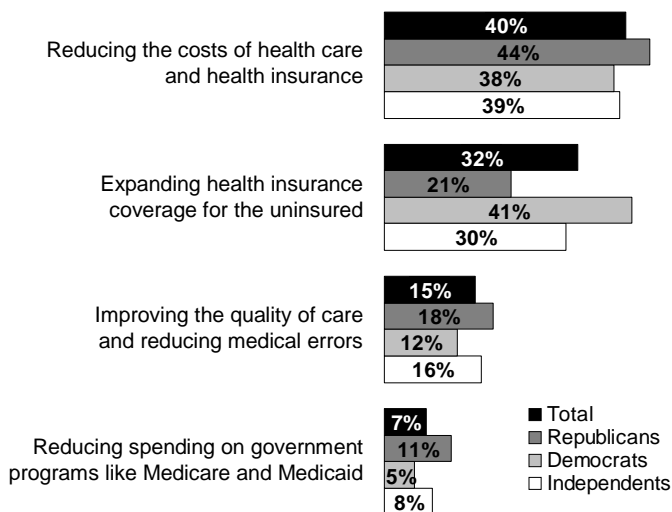


### Within health care, Republicans focus on cost, while Democrats and independents divide between cost and coverage

While Democrats, Republicans, and independents all express interest in hearing presidential candidates talk about health care, they want to hear about different things. When asked to pick from a list of issues, Republicans by a two-to-one margin say they'd rather hear about reducing health care costs (44 percent) than expanding coverage for the uninsured (21 percent). Independents are somewhat more likely to pick costs (39 percent) over coverage (30 percent), while Democrats are split between the two (38 percent say costs, 41 percent coverage). Fewer people say they want to hear candidates discuss quality of care and medical errors (15 percent overall), or reducing government spending on health programs (7 percent).

On a separate question about the scope of plans they would like to hear about, roughly half the public (51 percent) says they want to see the presidential candidates propose a major effort to cover the uninsured, even if it is costly, with a quarter saying they would prefer to see a more limited plan and 15 percent voting to keep the status quo. These results also differ starkly by party. Democrats overwhelmingly want to see a big plan put forward (68 percent), while Republicans are very divided (a third want a big plan, a third want a more limited plan, and 25 percent want to keep things as they are). While not as strongly in favor of a major effort as Democrats, a plurality of independents (47 percent) do support that option.

**Which ONE of the following health care issues would you most like to hear the presidential candidates talk about? (Oct. 2007)**

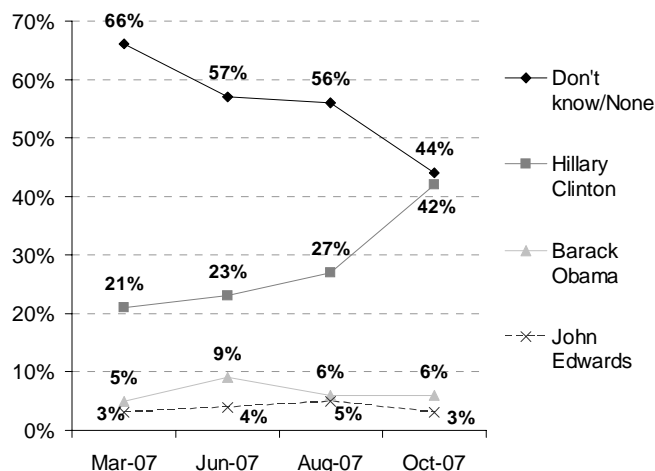


## Clinton is the candidate who stands out most on health

The most recent tracking poll suggests that Senator Hillary Clinton has solidified her lead as the candidate most associated with the health care issue. In October, for the first time in our tracking, more than half the public was able to name a candidate who was “placing the biggest emphasis on health care issues,” and most who were able to name a candidate – 42 percent overall – name Clinton. Clinton is mentioned by nearly half of Democrats and independents, and more than a third of Republicans. Senator Barack Obama (6 percent) and former Senator John Edwards (3 percent) come next, while no Republican candidate is mentioned by more than one percent of the public.

While Hillary Clinton has gotten the most recognition on this question in each survey since we began tracking, her lead over both her Democratic and Republican rivals in being perceived as the “health care candidate” increased steadily between March and August, and shot up substantially between August and October. Clinton unveiled her health plan in mid-September, between the August and October tracking polls.

Thinking about all of the candidates for president for 2008, regardless of political party or who you intend to vote for, which candidate do you think is placing the biggest emphasis on health care issues?



October 2007	Thinking about all of the candidates for president, regardless of political party and whether or not you agree with their views, which candidate do you think is placing the BIGGEST EMPHASIS on health care issues?				Thinking about all of the candidates for president in 2008, regardless of political party or who you intend to vote for, which candidate BEST represents your own views on health care?			
	Total	Rep	Dem	Ind	Total	Rep	Dem	Ind
Don't know/Can't name/None	44%	48%	35%	40%	50%	56%	37%	55%
Named a candidate	56	52	65	60	50	44	63	45
Hillary Clinton	42	36	49	46	23	5	39	20
Barack Obama	6	3	8	6	8	3	13	4
John Edwards	3	1	5	2	4	2	5	5
Rudy Giuliani	1	2	<1	3	5	14	<1	5
Mitt Romney	1	4	0	1	2	6	<1	3
John McCain	1	2	1	<1	1	2	1	2
Fred Thompson	<1	1	0	0	2	6	0	1
Mike Huckabee	<1	1	<1	0	1	3	0	1
Dennis Kucinich	<1	<1	1	<1	1	<1	1	1

Note: candidates named by less than 1 percent on both questions not shown. See trends in back of document for detailed data.

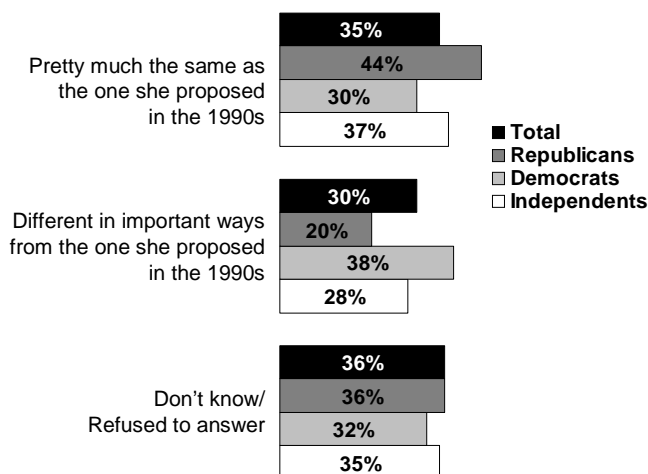
On the somewhat different question of which candidate best represents their own health care views, again just about half the public is able to name a candidate. Hillary Clinton also takes the lead on this question, but by a much smaller margin. Senator Clinton is named by 23 percent of the public overall, and by nearly four in ten Democrats and one in five independents. These shares have all increased somewhat since March, when 14 percent overall, 27 percent of Democrats, and 9 percent of independents said Clinton was the candidate who most shared their views on health. Senator Barack Obama ranks second on this question, with 8 percent of the public overall and 13 percent of Democrats saying he best represents their health care views. John Edwards ranks fourth overall (behind former New York Mayor Rudy Giuliani), and is the third-ranking Democrat (4 percent of the public and 5 percent of Democrats).

Among Republican candidates, Rudy Giuliani is the top pick, with 5 percent of the public overall and 14 percent of Republicans saying he best represents their health care views. Giuliani is followed by Mitt Romney and Fred Thompson, who each garner 2 percent of the public and 6 percent of Republicans.

## Public is split on whether Clinton's plan is the same or different from what she proposed in the 1990s

Given Hillary Clinton's status as the perceived Democratic front-runner and the candidate placing the most emphasis on health, many people have speculated about the effect her experience with health reform in the 1990s will have on her candidacy in 2008. The public, not yet focused on the details of the candidates' health plans, has mixed views when it comes to whether her recently released health care plan is a new proposal or whether it is basically the same as the plan she proposed when her husband was president. Roughly a third say her new plan is pretty much the same as the one she proposed in the 90s, three in ten say it is different in important ways, and about a third don't know enough to have an opinion. Perhaps not surprisingly, Republicans by a two-to-one margin say Clinton's plan is the same as before, while Democrats are somewhat more likely to say her new plan is different.

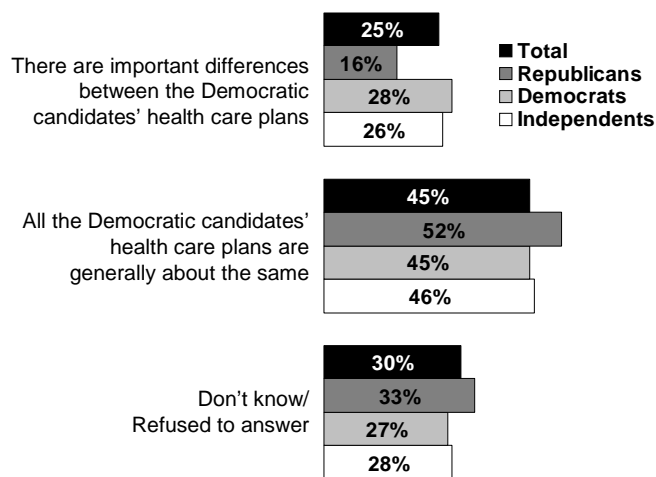
**Hillary Clinton was involved in proposing major health care reform in the early 1990s. Do you think the health care plan she is proposing now as a presidential candidate is...** (Oct. 2007)



## Most believe all Democratic candidates' health plans are about the same

Over the past several months, each of the leading Democratic candidates for president has released some type of major health care plan. While the public does differentiate to a certain extent when it comes to who best represents their health care views and who is placing the biggest emphasis on health, most people at this point do not differentiate between the various Democratic plans. Nearly half (45 percent) say that all the Democratic candidates' health care plans are generally about the same, and another three in ten say they don't know. Just a quarter say there are important differences between the different plans being proposed by the Democratic candidates. Again, Republicans are the least likely to say there are big differences between the Democratic candidates' plans, but Democrats are also more likely to see no important differences (45 percent) than to be able to differentiate them (28 percent).

**Most of the Democratic candidates for president have proposed major health care plans. From what you have seen or heard, do you think...** (Oct. 2007)



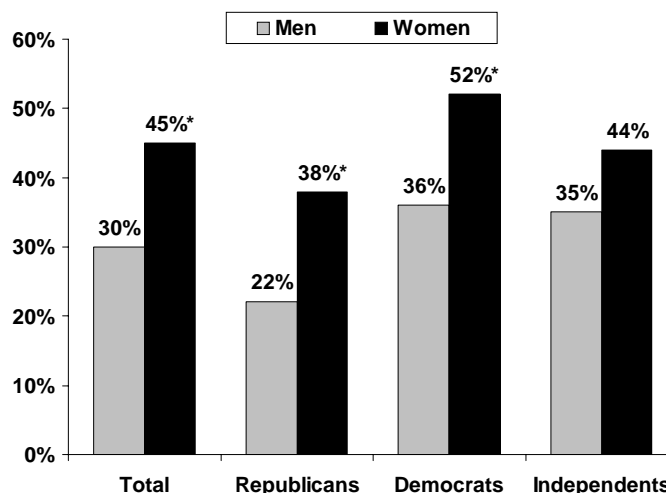
## A SPECIAL FOCUS ON GENDER AND HEALTH IN THE ELECTION

### Across political parties, women are more likely than men to name health as a top issue

Historically, health care has often been considered an issue that is of greater importance to women, perhaps reflecting the fact that women have more interactions with the health care system, both in their own care and in caring for children and elderly family members, and that women are often the primary health care decision-makers in the home. This conventional wisdom holds true when it comes to the issues women want to hear about from candidates as well. Nearly half (45 percent) of women name health care as one of the top two issues they'd like to hear candidates discuss, compared with three in ten men. This gender split exists among Republicans and Democrats alike, with nearly four in ten Republican women saying they want to hear about health compared with fewer than a quarter of Republican men, and more than half of Democratic women compared with just over a third of Democratic men. When asked

which specific health care issues they want to hear candidates talk about, both Republican men and Republican women are more likely to say they want to hear about lowering costs rather than increasing coverage, while Democrats of both genders are more split between the two.

Percent naming health care as one of the top two issues they'd like to hear presidential candidates discuss (Oct. 2007)



\* indicates a statistically significant difference between men and women ( $p < .05$ )

### Democratic women more likely than men to say Hillary Clinton best represents their health views

When it comes to the candidate who is perceived as placing the most emphasis on health, Hillary Clinton tops the list for men and women across party identification (she is named by about a third of Republican men and women, and about half of Democrats and independents of both genders). However, women and men (particularly among Democrats) differ when it comes to who best represents their views on health care. Nearly half of women who self-identify as Democrats name Hillary Clinton as the candidate who most shares their views, compared with just under three in ten Democratic men. While Clinton still ranks first for both genders, Democratic men are twice as likely as their female counterparts to name Barack Obama (18 percent compared to 9 percent). To a certain extent, this gender difference among Democrats may be mirroring general vote intention, as many recent polls have shown similar differences between men and women on vote choice.

The main gender difference for Republicans and independents on this question is that men are more likely to name *any* candidate, while women are more likely to say they don't know or that no candidate represents their views.

October 2007	Thinking about all of the candidates for president in 2008, regardless of political party or who you intend to vote for, which candidate BEST represents your own views on health care?					
	Republicans		Democrats		Independents	
	Men	Women	Men	Women	Men	Women
Don't know/Can't name/None	47%	64%*	42%	35%	48%	62%*
Named a candidate	53*	36	58	65	52*	38
Hillary Clinton	5	5	29	47*	19	21
Barack Obama	3	3	18*	9	6	2
Rudy Giuliani	18	10	1	0	5	5
John Edwards	2	2	6	4	5	4
Mitt Romney	7	6	<1	0	4	1
Fred Thompson	9	3	0	0	2	1

\* indicates a statistically significant difference between men and women ( $p < .05$ )

## Methodology

This *Kaiser Health Tracking Poll: Election 2008*, the fourth in a series, was designed and analyzed by public opinion researchers at the Kaiser Family Foundation led by Mollyann Brodie, Ph.D. and Elizabeth Hamel. A nationally representative random sample of 1,204 adults was interviewed by telephone between October 1-10, 2007<sup>1</sup>. The margin of sampling error for the survey is plus or minus 3 percentage points; for results based on subgroups, the sampling error is higher.

August trends are from the third survey in the *Kaiser Health Tracking Poll: Election 2008* series, and are based on a nationally representative random sample of 1,500 adults interviewed August 2-8, 2007 (margin of sampling error plus or minus 3 percentage points).

June trends are from the second survey in the *Kaiser Health Tracking Poll: Election 2008* series, and are based on a nationally representative random sample of 1,203 adults interviewed May 31-June 5, 2007 (margin of sampling error plus or minus 3 percentage points).

March trends are from the first survey in the *Kaiser Health Tracking Poll: Election 2008* series, and are based on a nationally representative random sample of 1,233 adults interviewed March 8-13, 2007 (margin of sampling error plus or minus 3 percentage points).

## Trends

1. Thinking about the campaign for the presidential election in 2008, what two issues would you most like to hear the presidential candidates talk about? IF R GIVES ONE ISSUE PROBE FOR SECOND: Is there another issue you'd like to hear about? (OPEN-END)

(Note: mentions less than 4 percent not shown)

	TOTAL	REP	DEM	IND
Iraq				
Oct07	44	42	48	44
Aug07	38	32	42	43
Jun07	43	43	52	37
Mar07	44	42	51	44
Health care				
Oct07	38	30	45	39
Aug07	30	21	42	25
Jun07	21	18	21	24
Mar07	26	22	30	26
Economy				
Oct07	18	16	21	18
Aug07	13	15	12	14
Jun07	13	12	18	10
Mar07	18	18	20	20
Immigration				
Oct07	12	15	9	13
Aug07	12	15	7	16
Jun07	18	20	14	20
Mar07	9	8	7	9
Education				
Oct07	7	8	8	8
Aug07	7	2	9	8
Jun07	4	1	6	5
Mar07	6	8	7	3

---

<sup>1</sup> Question 1a comes from a parallel survey of a nationally representative random sample of 1,032 adults interviewed by telephone between October 1-10, 2007, which has a margin of sampling error of plus or minus 4 percentage points. This question was asked on a separate survey because of the desire to track opinions about the most important problem for the president and Congress to address, as well as the issues people most want to hear candidates discuss. In order to avoid biasing answers to either question by asking both questions of the same group, and to preserve a large enough sample for subgroup analysis, the questions were asked on separate surveys rather than split-sampling them on the same survey.

Taxes				
Oct07	7	10	4	7
Aug07	7	10	6	6
Jun07	4	5	3	3
Mar07	3	4	3	6
Social Security				
Oct07	6	5	6	7
Aug07	4	4	5	3
Jun07	4	6	1	6
Mar07	6	6	7	4
Terrorism/nat'l security				
Oct07	6	12	1	8
Aug07	7	16	3	7
Jun07	7	16	2	6
Mar07	6	14	3	6
Don't know/Refused				
Oct07	11	9	9	8
Aug07	14	13	12	12
Jun07	9	13	6	8
Mar07	15	17	13	13

2. Now thinking specifically about HEALTH CARE, which ONE of the following health care issues would you most like to hear the presidential candidates talk about? (READ AND RANDOMIZE 1-4)<sup>2</sup>

	TOTAL	REP	DEM	IND
Reducing the costs of health care and health insurance				
Oct07	40	44	38	39
Aug07	39	50	36	36
Expanding health insurance coverage for the uninsured				
Oct07	32	21	41	30
Aug07	34	16	40	37
Improving the quality of care and reducing medical errors				
Oct07	15	18	12	16
Aug07	13	17	14	11
Reducing spending on gov't health programs like Medicare/Medicaid				
Oct07	7	11	5	8
Aug07	8	9	6	9
None of these (VOL)				
Oct07	2	2	1	3
Aug07	3	4	1	2
Other issue (VOL)				
Oct07	2	3	1	4
Aug07	2	1	1	3
Don't know/Refused				
Oct07	2	1	1	1
Aug07	2	3	3	2

<sup>2</sup> Question 2 was asked in the following manner on the August poll: Next, thinking about the campaign for the presidential election in 2008, which ONE of the following health care issues would you most like to hear the presidential candidates talk about and focus on in any health reform plan they may develop? (READ AND RANDOMIZE 1-4)

3. Thinking about all of the candidates for president in 2008, regardless of political party or who you intend to vote for, which candidate BEST represents your own views on health care? (OPEN-END)

	TOTAL	REP	DEM	IND
Named any candidate (NET)				
Oct07	50	44	63	45
Aug07	41	32	57	37
Jun07	41	33	58	32
Mar07	32	29	48	27
Hillary Clinton				
Oct07	23	5	39	20
Aug07	19	4	35	15
Jun07	17	2	33	13
Mar07	14	7	27	9
Barack Obama				
Oct07	8	3	13	4
Aug07	6	3	9	7
Jun07	9	4	15	7
Mar07	5	3	8	4
John Edwards				
Oct07	4	2	5	5
Aug07	4	1	6	3
Jun07	3	1	4	3
Mar07	2	*	4	1
Rudy Giuliani				
Oct07	5	14	*	5
Aug07	3	8	1	4
Jun07	3	9	1	3
Mar07	3	7	1	4
Mitt Romney				
Oct07	2	6	*	3
Aug07	2	5	*	2
Jun07	3	6	*	2
Mar07	1	2	*	1
John McCain				
Oct07	1	2	1	2
Aug07	1	2	1	1
Jun07	2	5	1	1
Mar07	2	4	1	2
Fred Thompson				
Oct07	2	6	--	1
Aug07	1	2	--	1
Jun07	*	1	*	1
Mar07	*	*	--	--
Dennis Kucinich				
Oct07	1	*	1	1
Aug07	*	--	*	1
Jun07	*	--	1	--
Mar07	*	--	--	*
Bill Richardson				
Oct07	*	--	*	*
Aug07	*	--	1	1
Jun07	1	*	1	1
Mar07	1	*	1	1
Ron Paul				
Oct07	1	*	--	2
Aug07	*	*	--	1
Jun07	*	*	--	*
Mar07	*	--	--	*
Joe Biden				
Oct07	*	--	*	*
Aug07	*	--	*	*
Jun07	*	--	*	--
Mar07	*	--	*	--



Mike Huckabee				
Oct07	1	3	--	1
Aug07	*	*	--	--
Jun07	--	--	--	--
Mar07	--	--	--	--
Al Gore				
Oct07	*	--	--	*
Aug07	*	--	*	--
Jun07	*	--	*	--
Mar07	*	--	*	1
Ralph Nader				
Oct07	*	--	--	1
Aug07	*	--	*	--
Jun07	--	--	--	--
Mar07	*	--	--	1
Alan Keyes				
Oct07	*	*	--	--
Aug07	*	--	--	*
Jun07	--	--	--	--
Mar07	*	*	--	--
Other candidate				
Oct07	*	*	1	--
Aug07	*	1	*	--
Jun07	*	1	*	1
Mar07	*	--	--	*
Democratic candidate, non-specific				
Oct07	1	--	2	*
Aug07	2	*	4	1
Jun07	1	*	1	*
Mar07	2	*	4	1
Republican candidate, non-specific				
Oct07	1	2	1	1
Aug07	1	4	--	1
Jun07	1	3	--	1
Mar07	1	3	--	1
Don't know/No candidate				
Oct07	50	56	37	55
Aug07	59	68	43	63
Jun07	59	67	42	68
Mar07	68	71	52	73

4. And still thinking about all of the candidates for president, regardless of political party and whether or not you agree with their views, which candidate do you think is placing the BIGGEST EMPHASIS on health care issues? (OPEN-END)

	TOTAL	REP	DEM	IND
Named a candidate (NET)				
Oct07	56	52	65	60
Aug07	44	38	57	43
Jun07	43	36	56	41
Mar07	34	29	48	31
Hillary Clinton				
Oct07	42	36	49	46
Aug07	27	20	34	27
Jun07	23	17	32	21
Mar07	21	19	28	20
Barack Obama				
Oct07	6	3	8	6
Aug07	6	4	9	5
Jun07	9	8	12	9
Mar07	5	1	10	5
John Edwards				
Oct07	3	1	5	2
Aug07	5	2	7	6
Jun07	4	1	6	6
Mar07	3	3	4	2
Rudy Giuliani				
Oct07	1	2	*	3
Aug07	1	3	*	1
Jun07	2	4	1	1
Mar07	1	3	*	1
Mitt Romney				
Oct07	1	4	--	1
Aug07	1	2	*	1
Jun07	1	2	*	1
Mar07	*	1	--	--
John McCain				
Oct07	1	2	1	*
Aug07	1	1	1	1
Jun07	1	1	*	1
Mar07	1	1	1	*
Bill Richardson				
Oct07	*	--	*	--
Aug07	*	--	1	*
Jun07	*	--	1	--
Mar07	*	*	*	--
Dennis Kucinich				
Oct07	*	*	1	*
Aug07	*	--	1	*
Jun07	*	--	*	*
Mar07	--	--	--	--
Mike Huckabee				
Oct07	*	1	*	--
Aug07	*	*	*	--
Jun07	--	--	--	--
Mar07	--	--	--	--
Fred Thompson				
Oct07	*	1	--	--
Aug07	*	*	*	--
Jun07	*	--	--	*
Mar07	--	--	--	--
Other candidate				
Oct07	*	*	--	--
Aug07	*	*	*	--
Jun07	*	--	1	*
Mar07	*	--	*	1

Democratic candidate, non-specific				
Oct07	1	1	1	1
Aug07	2	2	3	1
Jun07	2	*	2	1
Mar07	1	--	3	1
Republican candidate, non-specific				
Oct07	*	*	--	1
Aug07	1	2	*	*
Jun07	*	1	*	*
Mar07	1	2	*	*
Don't know/No candidate				
Oct07	44	48	35	40
Aug07	56	62	43	57
Jun07	57	64	44	59
Mar07	66	71	52	59

5. Thinking about how the issue of health care might affect your vote for president, would you ... ? (CATEGORIES READ IN ORDER AND REVERSE ORDER)

	TOTAL	REP	DEM	IND
ONLY vote for a candidate who shares your views on health care				
Oct07	13	8	17	9
Aug07	11	7	14	11
Jun07	13	9	17	10
Mar07	14	7	17	15
Consider a candidate's position on health care as just one of many important factors				
Oct07	69	73	68	73
Aug07	74	76	76	74
Jun07	68	67	67	74
Mar07	69	77	70	67
Not see health care as a major issue in your vote				
Oct07	12	15	11	13
Aug07	11	12	6	12
Jun07	13	21	9	13
Mar07	10	11	7	11
Don't know/Refused				
Oct07	6	4	4	5
Aug07	4	6	3	3
Jun07	5	2	6	3
Mar07	8	5	6	7

6. Which ONE of the following three things would you like to see in a health care reform proposal from a presidential candidate? Would you want your candidate to propose... (READ)? (READ IF NECESSARY: Which would you want your presidential candidate to propose - a major plan OR a more limited plan OR to keep things as they are?)

	TOTAL	REP	DEM	IND
A new health plan that would make a major effort to provide health insurance for all or nearly all of the uninsured BUT would involve a substantial increase in spending				
Oct07	51	32	68	47
Aug07	54	35	67	54
Jun07	53	36	72	49
Mar07	52	38	66	52
A new health plan that is more limited and would cover only some groups of the uninsured BUT would involve less new spending				
Oct07	25	34	19	26
Aug07	23	31	21	24
Jun07	21	29	14	23
Mar07	24	33	18	25
A health plan that would keep things basically as they are				
Oct07	15	25	7	17
Aug07	13	24	3	13
Jun07	17	26	8	19
Mar07	14	19	9	13
Don't know/Refused				
Oct07	9	9	6	11
Aug07	10	10	9	9
Jun07	9	9	6	10
Mar07	11	10	8	10

1a. To begin... What do you think is the most important problem for the government to address?  
 Is there another problem you think is almost as important for the government to address?  
 (OPEN-END)

(Note: mentions less than 5 percent not shown)

	TOTAL	REP	DEM	IND
Iraq				
Oct07	54	53	62	52
Aug07	42	38	53	41
Jun07	43	36	50	45
Mar07	44	43	50	43
Health care				
Oct07	29	22	36	31
Aug07	27	19	35	25
Jun07	28	18	33	29
Mar07	29	28	31	29
Economy				
Oct07	16	19	15	16
Aug07	16	13	14	16
Jun07	11	12	10	12
Mar07	13	10	20	10
Immigration				
Oct07	12	13	9	16
Aug07	13	18	6	14
Jun07	12	20	5	13
Mar07	9	12	4	11
Frustration with gov't/corruption				
Oct07	6	5	5	7
Aug07	9	10	8	10
Jun07	9	8	8	9
Mar07	7	6	9	7
Terrorism/nat'l security				
Oct07	5	11	1	5
Aug07	11	22	3	12
Jun07	9	17	1	12
Mar07	8	14	4	8
Don't know/Refused				
Oct07	10	9	7	10
Aug07	8	4	9	9
Jun07	7	8	9	2
Mar07	11	7	8	11