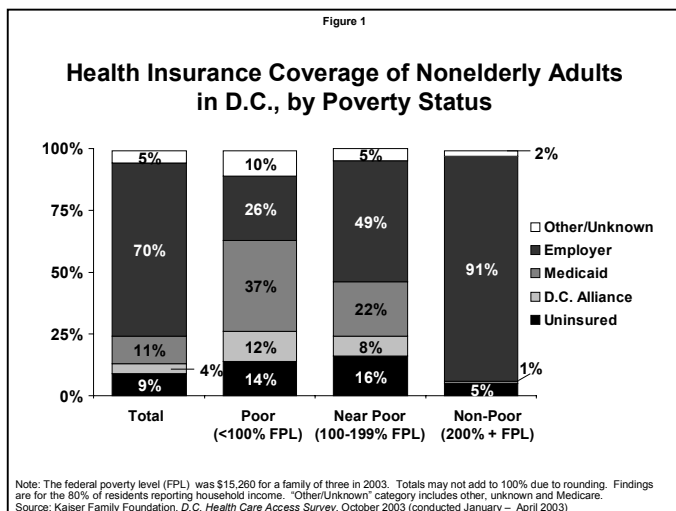


## Coverage and Access of Adults 18-64 in the District of Columbia Key Facts

An estimated 13 percent of non-elderly adults in the District of Columbia are uninsured, with 9 percent of adults having no health coverage and an additional 4 percent enrolled in the D.C. HealthCare Alliance, a public/private partnership established to improve access to care for the uninsured.<sup>1</sup> (Figure 1)

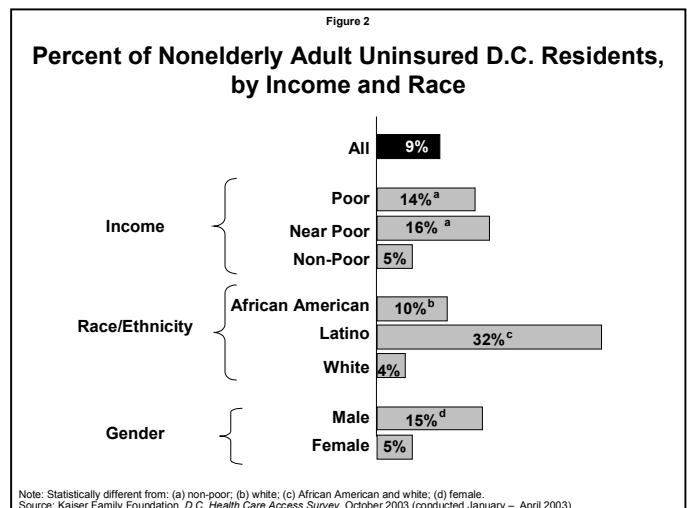


These findings, based on a representative survey of D.C. adults conducted in 2003, show that the District has a rate of uninsured adults that is below the U.S. average of 19%.<sup>2</sup> However, uninsured adults in the District face significant gaps in care.

### Who are Uninsured Adults in D.C.?

The percent of uninsured adults varies by gender, race/ethnicity, and income. The patterns are similar to what has been observed nationwide.

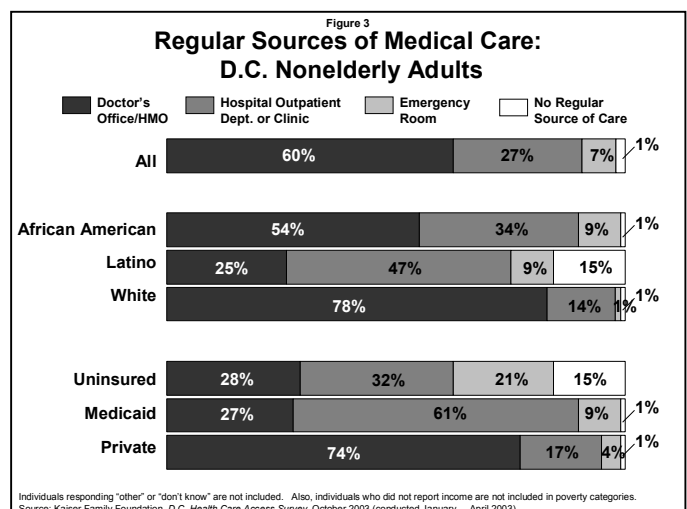
- Adults who are poor or near poor, African American or Latino, and male are more likely to be uninsured than their respective counterparts. (Figure 2)
- Uninsured adults and adults with Medicaid are more likely than privately insured adults to report they are in fair or poor health (18%; 29%; 7%).
- Uninsured adults, however, are less likely than adults with Medicaid to report a disabling medical condition (8% vs. 33%).



- D.C.'s Latino population is particularly vulnerable. In addition to having the highest uninsured rate, they are poorer than African Americans or whites, and fare worse than both groups on most access indicators.

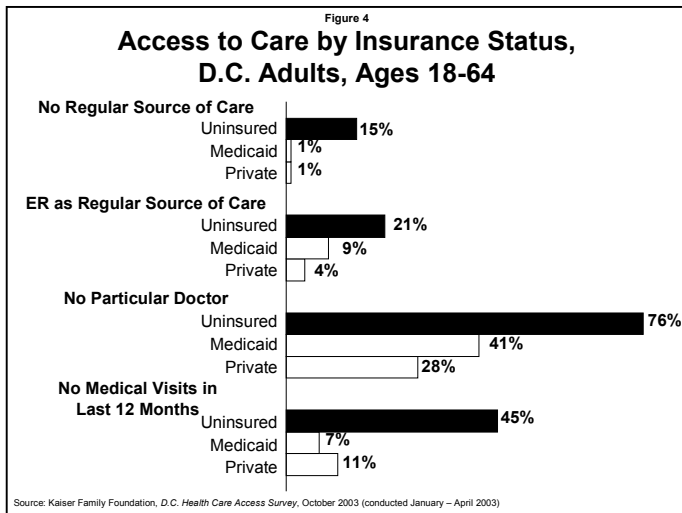
### Where and To What Extent Do Uninsured D.C. Adults Get Care?

Most (88%) of D.C. residents report having a regular source of medical care, such as a doctor's office or clinic. However, 7% of residents identify the emergency room (ER) as their source of care and 2% report no regular source of care. (Figures 3 & 4)



Uninsured adults in D.C. fare worse than insured adults on most access indicators.

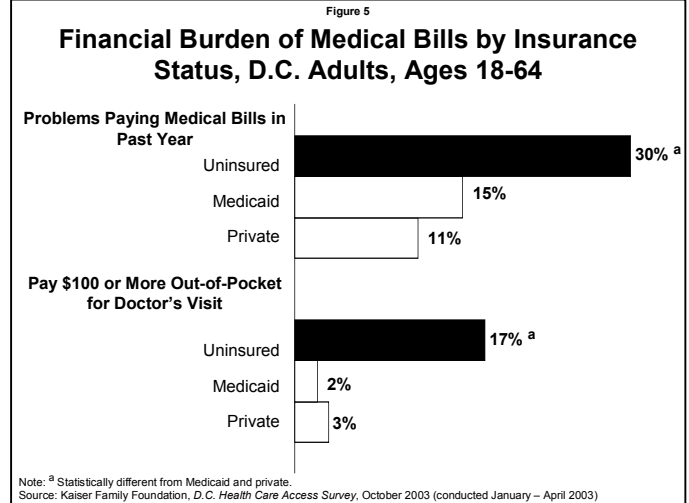
- About 15% of uninsured adults say they do not have a regular source of medical care, compared with 1% of adults with Medicaid and 1% of privately insured adults.
- One in five (21%) uninsured adults say they rely on the emergency room as their regular source of medical care, compared with 9% of adults with Medicaid and 4% of adults with private coverage.
- Almost 8 in 10 (76%) uninsured adults say they have no particular doctor they see when sick, compared with 41% of adults in Medicaid and 28% of privately insured adults.
- Almost half (45%) of uninsured adults had no medical visit within a year, compared with 7% of their counterparts covered by Medicaid and 11% of privately insured adults.



### Do the Uninsured Face a Financial Burden When Obtaining Medical Care?

Uninsured adults in the District are more likely than adults covered by Medicaid or private insurance to report financial problems related to the cost of care (Figure 5).

- Almost a third (30%) of uninsured adults compared with 15% of adults covered by Medicaid and 11% of adults with private coverage report problems paying medical bills.
- Nearly 1 in 5 (17%) uninsured adults pay \$100 or more out-of-pocket when they see a doctor, compared with 2% of adults covered by Medicaid and 3% of privately insured adults.



### Challenges of Being Uninsured in the District of Columbia

Although the District has a wealth of health care resources, uninsured adults face considerable barriers in obtaining care and receive less care than privately insured adults despite evidence of similar or greater need for care.

<sup>1</sup> Kaiser Family Foundation. *D.C. Health Care Access Survey 2003. Highlights and Chartpack.*

<sup>2</sup> Kaiser Commission on Medicaid and the Uninsured. *Health Insurance Coverage in America: 2002 Data Update, 2003, Table 20.*

#### Methods

The Henry J. Kaiser Family Foundation *D.C. Health Care Access Survey 2003* was conducted by telephone between January and April 2003. The survey included a randomly selected representative sample of 1,581 adults, 18 years of age and older living in Washington D.C. households. Of the total respondents, 1,081 were nonelderly adults. Interviews were conducted in English and Spanish, based on the respondent's preference. The margin of sampling error is plus or minus 3.4 percentage points for all respondents age 18-64.

Additional information on the D.C. Survey is available at [www.kff.org/minorityhealth/minorityhealth103003pkg.cfm](http://www.kff.org/minorityhealth/minorityhealth103003pkg.cfm)

Additional copies of this fact sheet (#7083) are available on the Kaiser Family Foundation's website at [www.kff.org](http://www.kff.org).

The Henry J. Kaiser Family Foundation is a non-profit, private operating foundation focusing on the major health care issues facing the nation. The Foundation is an independent voice and source of facts and analysis for policymakers, the media, the health care community, and the general public.