

A Foundation for Health Reform:

Findings of a 50 State Survey of Eligibility Rules, Enrollment and Renewal Procedures, and Cost- Sharing Practices in Medicaid and CHIP for Children and Parents During 2009

Donna Cohen Ross and Marian Jarlenski
Center on Budget and Policy Priorities

Samantha Artiga and Caryn Marks
**Kaiser Commission on Medicaid and the Uninsured
Kaiser Family Foundation**

December 8, 2009

Figure 1

About the Survey

- 9th annual survey covering trends in 50 states and D.C.
- Covers eligibility rules, enrollment and renewal procedures, and cost-sharing practices for children and parents in Medicaid and CHIP
- Includes adoption of state options provided in CHIPRA and ARRA
- Telephone interviews with Medicaid and CHIP program administrators
- Reflects changes during 2009 as well as policies and procedures scheduled to go into effect in January 2010

Figure 2

2009: State Commitment to Health Coverage Up Against a Difficult Test

- At the end of 2008
 - CHIP not reauthorized; August 17th directive holding up expansions
 - States facing bleak economic picture; state budgets under severe pressure
- February 2009
 - CHIPRA enacted; August 17th directive rescinded
 - ARRA enacted: Fiscal relief and Medicaid eligibility and enrollment procedures protected
 - ARRA protections do not apply to CHIP

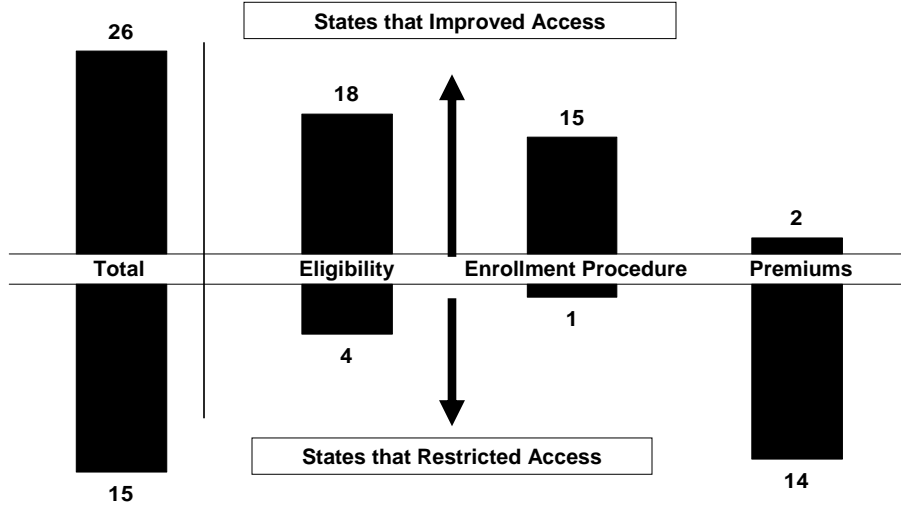
Figure 3

CHIPRA: Options to Expand Coverage and Reduce Enrollment Barriers

- Coverage Options:
 - Increase income eligibility levels
 - Cover lawfully residing immigrant children and pregnant women in the U.S. < 5 yrs
 - Cover pregnant women
- Enrollment Tools and Incentives:
 - Performance bonuses (5 out of 8 simplified procedures)
 - SSA match to meet citizen documentation requirement
 - Express Lane Eligibility
 - Translation and Interpreter Services
 - Outreach

Figure 4

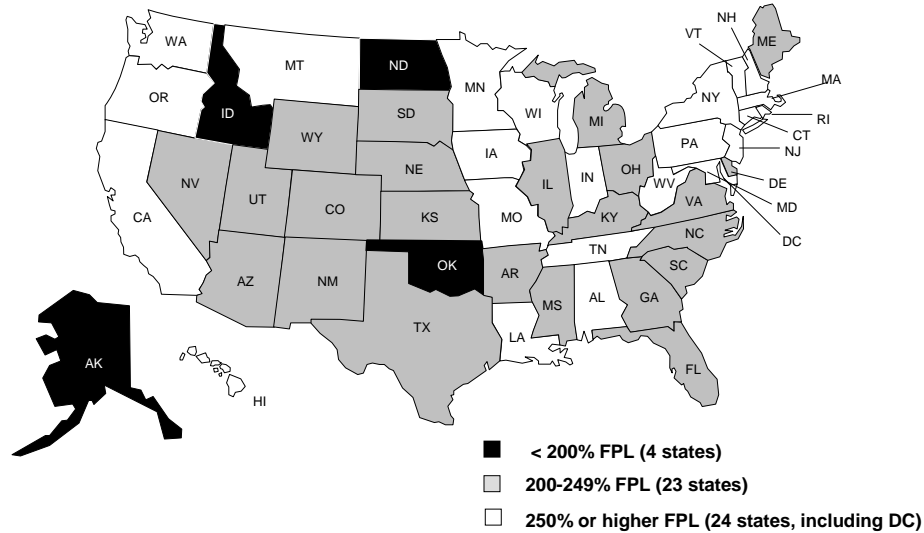
Number of States Taking Action Affecting Access to Health Care Coverage, January 2009 – December 2009



SOURCE: Based on a national survey conducted by KCMU with the Center on Budget and Policy Priorities, 2009.

Figure 5

Children's Eligibility for Medicaid/CHIP by Income, December 2009



*The federal poverty line (FPL) for a family of three in 2009 is \$18,310 per year.


**IL uses state funds to cover children above 200% FPL. MA uses state funds to 400% FPL.

SOURCE: Based on a national survey conducted by KCMU with the Center on Budget and Policy Priorities, 2009.

Figure 6

Simplifying Enrollment and Renewal: Strategies States are Using in Children's Health Coverage Programs, December 2009

Number of States:

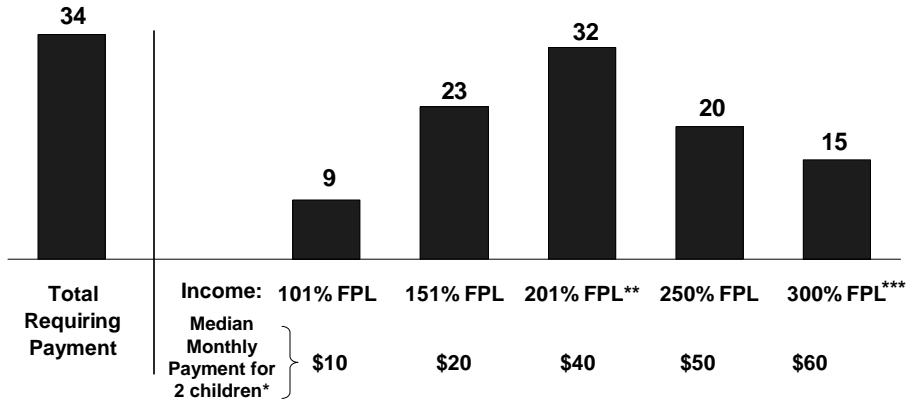


SOURCE: Based on a national survey conducted by KCMU with the Center on Budget and Policy Priorities, 2009.

Figure 7

Among States with Premiums or Enrollment Fees in Children's Health Coverage Programs, Median Premiums at Specified Income Levels, December 2009

Number of States:



*The amounts shown reflect the median among states requiring a payment at the specified income level.

**Includes AZ, DE, KS, ME and NV whose maximum income eligibility is 200% FPL and charge a higher premium at that level.

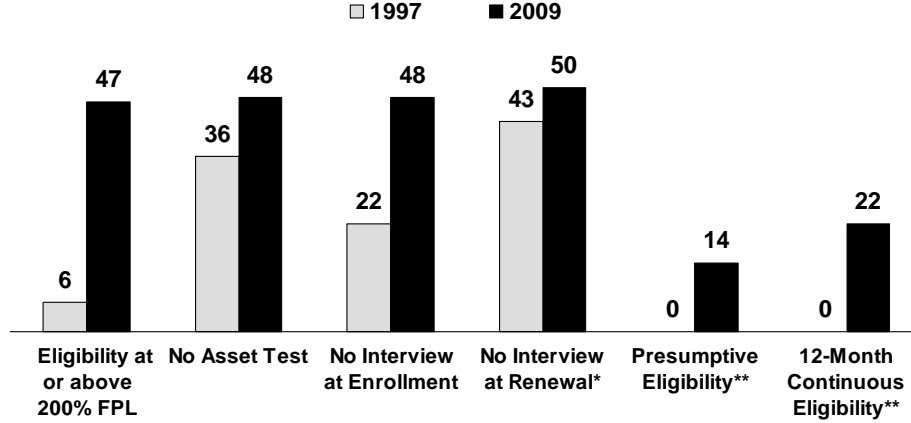
***Includes MN whose maximum income eligibility level is 275% FPL.

SOURCE: Based on a national survey conducted by KCMU with the Center on Budget and Policy Priorities, 2009

Figure 8

Progress in Children's Access to Medicaid and CHIP Coverage, 1997-2009

Number of States:



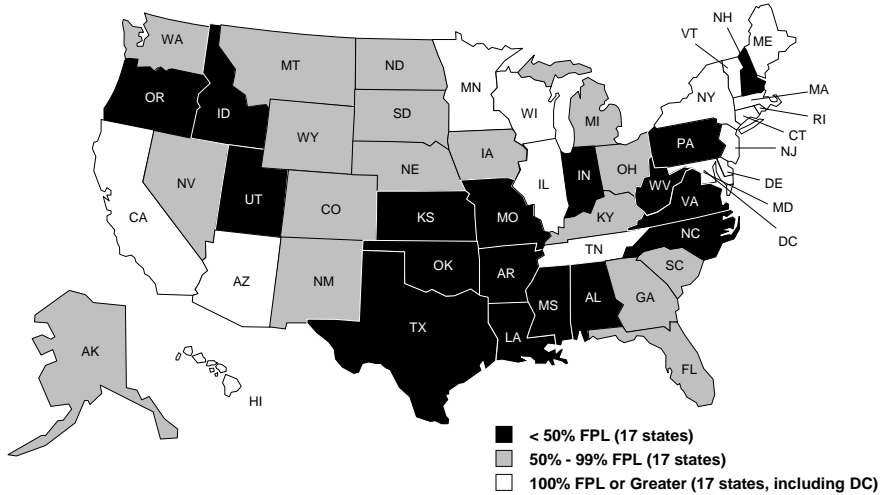
*Data first collected in 2000

**Not an option prior to enactment of CHIP in 1997

SOURCE: Based on a national survey conducted by the Center on Budget and Policy Priorities for KCMU, 2009.

Figure 9

Medicaid Eligibility for Working Parents by Income, December 2009

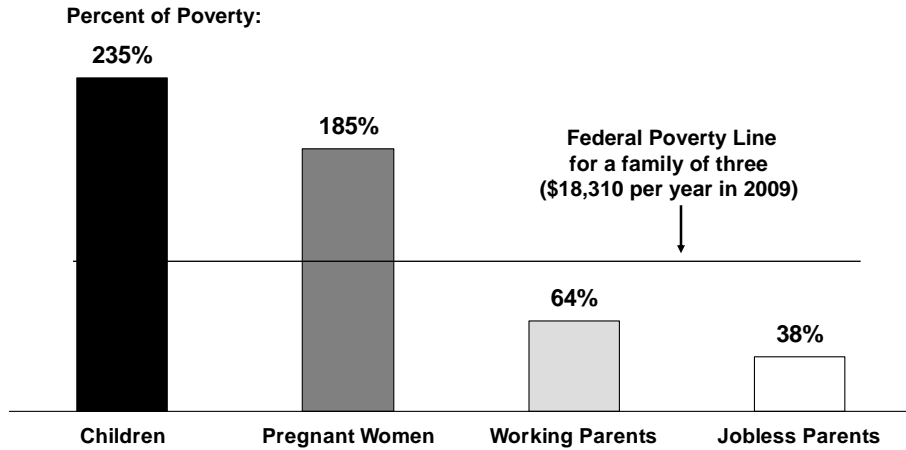


*The federal poverty line (FPL) for a family of three in 2009 is \$18,310 per year.

SOURCE: Based on a national survey conducted by KCMU with the Center on Budget and Policy Priorities, 2009.

Figure 10

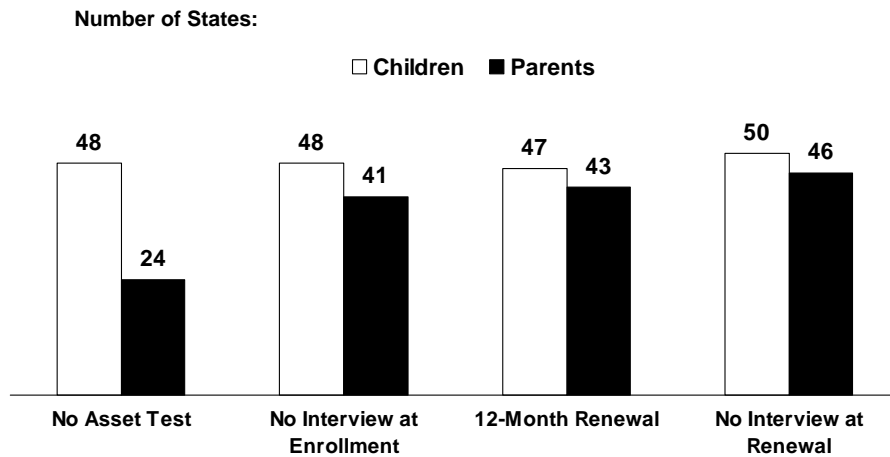
Median Medicaid/CHIP Income Eligibility Thresholds for Children, Pregnant Women and Parents, December 2009



SOURCE: Based on a national survey conducted by KCMU with the Center on Budget and Policy Priorities, 2009.

Figure 11

States Have Not Simplified Health Coverage for Parents to the Extent They Have for Children, December 2009



SOURCE: Based on a national survey conducted by KCMU with the Center on Budget and Policy Priorities, 2009.

Figure 12

As We Move Forward

- Recovery lags in states - unemployment and grim state budget forecasts continue
- ARRA funding and protections scheduled to expire at the end of 2010
- Budget pressures could lead states to cut Medicaid and CHIP coverage
- Such actions would reverse expansions and undermine help for families hurt by the recession
- Cutbacks could jeopardize gains and weaken the base for building broader health reform