



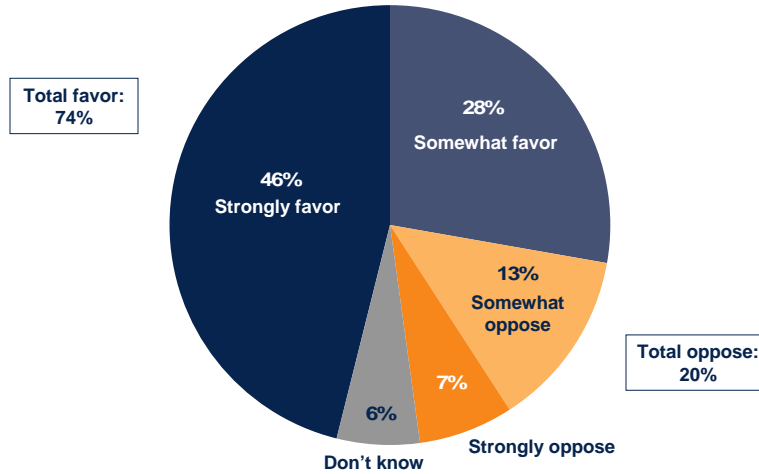
Chartpack

***Summary of Recent Results of
Public Opinion on Medicare Expansion***

December 2009

General Support for Medicare Expansion

Please tell me whether you would favor or oppose expanding Medicare to cover people between the ages of 55 and 64 who do not have health insurance.

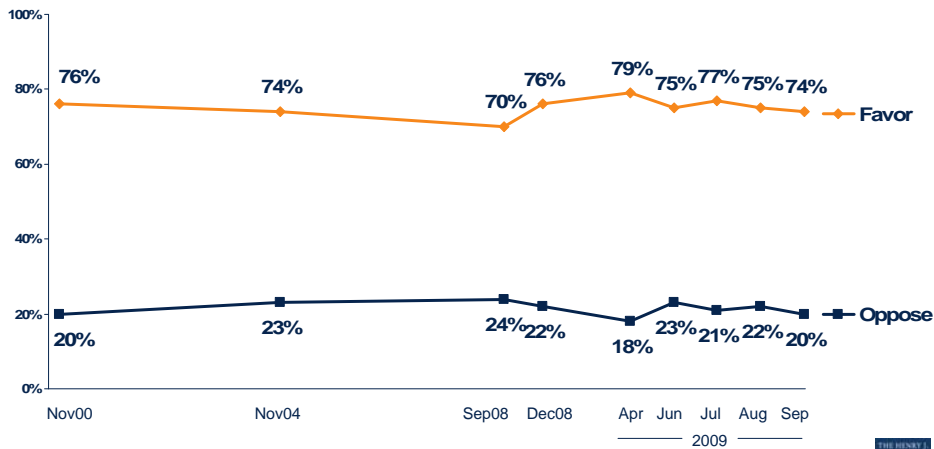


Source: Kaiser Family Foundation *Health Tracking Poll* (conducted September 11-18, 2009)



Support for Medicare Expansion Over Time

Please tell me whether you would favor or oppose expanding Medicare to cover people between the ages of 55 and 64 who do not have health insurance.



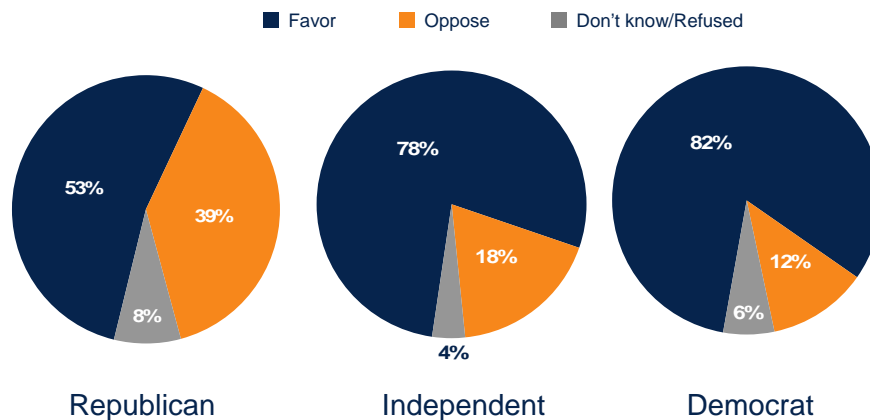
Note: "Don't know/Refused" responses not shown.

Source: Kaiser Family Foundation *Health Tracking Polls* (2008-2009); KFF/Harvard *Health Care Agenda for the New Congress* (2004); KFF/Harvard *Post-Election Survey* (2000).



Medicare Expansion: by Party Identification

Please tell me whether you would favor or oppose expanding Medicare to cover people between the ages of 55 and 64 who do not have health insurance.

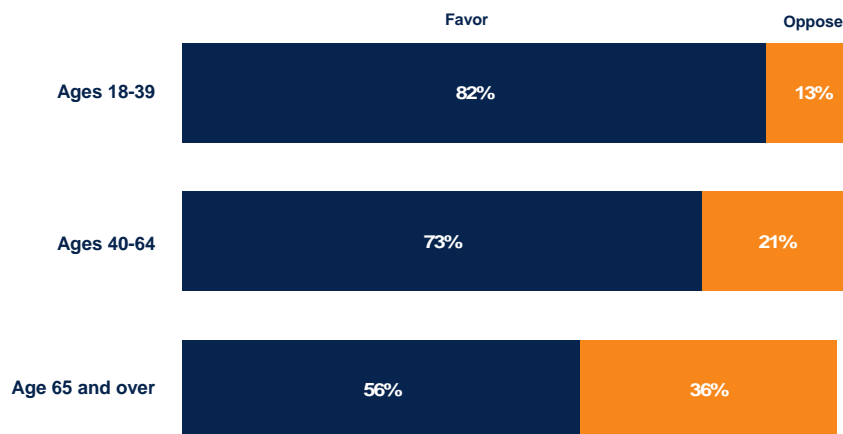


Source: Kaiser Family Foundation *Health Tracking Poll* (conducted September 11-18, 2009)



Medicare Expansion: by Age Group

Please tell me whether you would favor or oppose expanding Medicare to cover people between the ages of 55 and 64 who do not have health insurance.



Note: "Don't know/Refused" responses not shown.
Source: Kaiser Family Foundation *Health Tracking Poll* (conducted September 11-18, 2009)



Unless otherwise noted, data in this Chartpack comes from the *Kaiser Health Tracking Poll: September 2009*. The survey was conducted September 11 through September 18, 2009, among a nationally representative random sample of 1,203 adults ages 18 and older. Telephone interviews conducted by landline (801) and cell phone (402, including 147 who had no landline telephone) were carried out in English and Spanish. The margin of sampling error for the total sample is plus or minus 3 percentage points. For results based on subgroups, the margin of sampling error is higher. Note that sampling error is only one of many potential sources of error in this or any other public opinion poll. For full question wording and survey results, visit <http://www.kff.org/kaiserpolls/posr092909pkg.cfm>.