



Chartpack

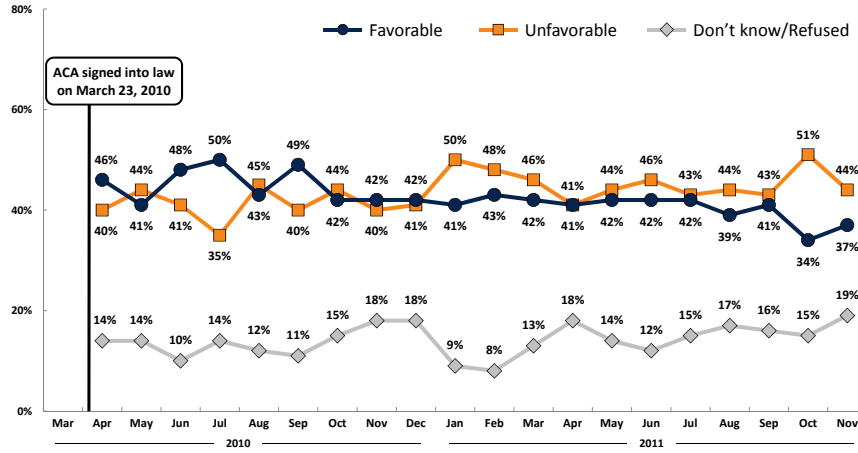
Kaiser Health Tracking Poll: November 2011

November 2011

SLIDE 1

Unfavorable Views Somewhat Higher Than Favorable Views in November

As you may know, a health reform bill was signed into law early last year. Given what you know about the health reform law, do you have a generally favorable or generally unfavorable opinion of it?



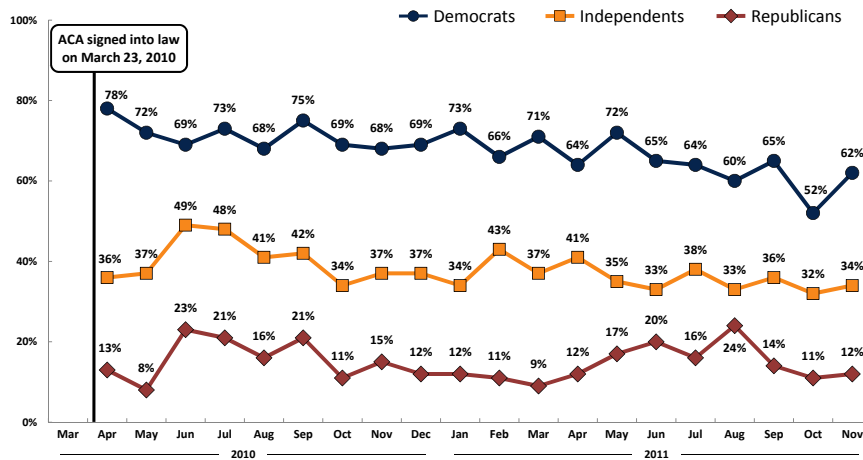
Source: Kaiser Family Foundation Health Tracking Polls



SLIDE 2

Partisan Divide on ACA Persists

Percent who say they have a favorable opinion of the health reform law:



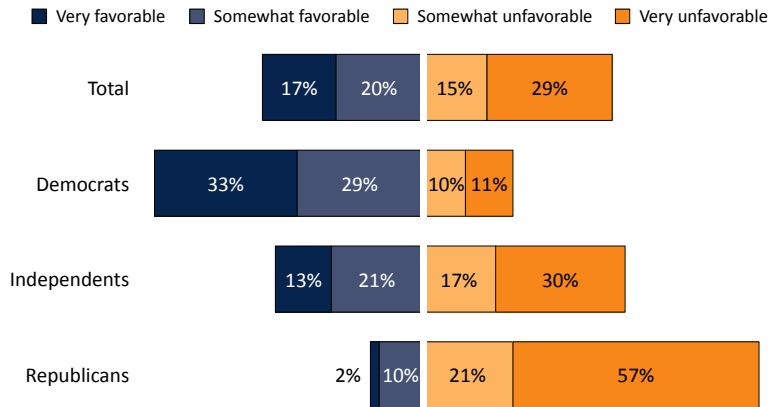
Source: Kaiser Family Foundation Health Tracking Polls



SLIDE 3

“Intensity Gap” In Partisan Disagreements Over Law

As you may know, a health reform bill was signed into law early last year. Given what you know about the health reform law, do you have a generally favorable or generally unfavorable opinion of it?



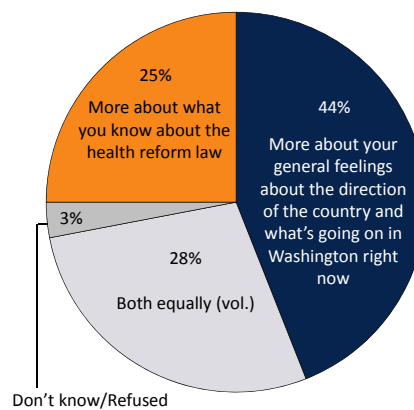
Note: Don't know/Refused answers not shown.
Source: Kaiser Family Foundation Health Tracking Poll (conducted November 10-15, 2011)



SLIDE 4

Unfavorable Views of Law May Be Proxy For General Feelings About Washington

Among the 44% who have an unfavorable opinion of the law: Would you say your unfavorable view is more about what you know about the health reform law, or more about your general feelings about the direction of the country and what's going on in Washington right now?



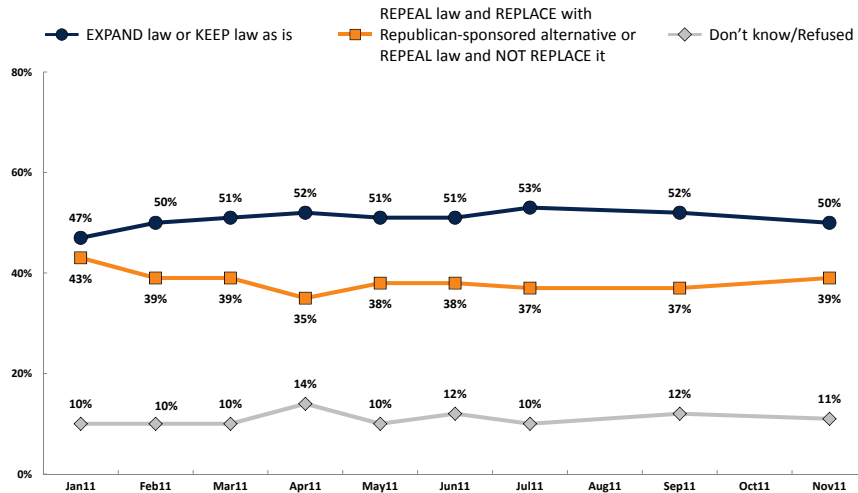
Source: Kaiser Family Foundation Health Tracking Poll (conducted November 10-15, 2011)



SLIDE 5

Half Want Health Care Law Kept As Is Or Expanded

What would you like to see Congress do when it comes to the health care law?



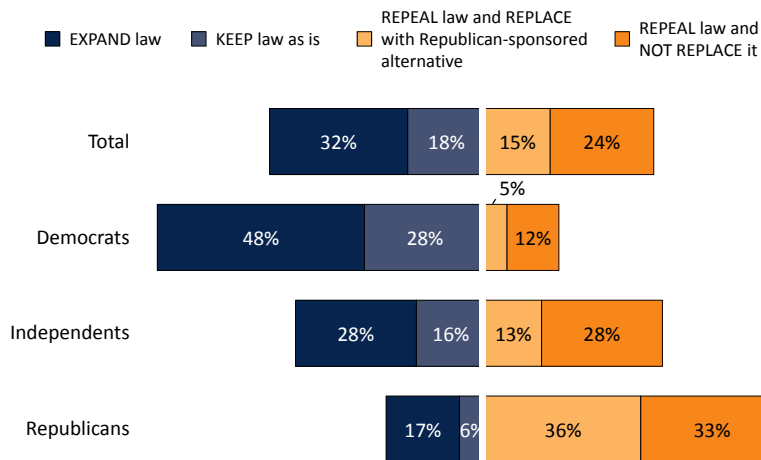
Source: Kaiser Family Foundation Health Tracking Polls



SLIDE 6

Partisan Divisions As To 'What Next' For Health Reform

What would you like to see Congress do when it comes to the health care law?



Note: Don't know/Refused answers not shown.
Source: Kaiser Family Foundation Health Tracking Poll (conducted November 10-15, 2011)



SLIDE 7

Awareness of Elements Included in the Health Reform Law

I'm going to read you a list of specific elements or parts of the law. For each, please tell me whether you think it is included in the health reform law, or not.

ELEMENTS THAT ARE INCLUDED IN THE HEALTH REFORM LAW			
	Yes (correct answer)	No	Don't know
Employer mandate/penalty for large employers	65%	21%	13%
Subsidy assistance to individuals	64	30	6
Tax credits to small businesses	63	22	15
Individual mandate/penalty	62	27	11
Basic benefits package, defined by government	61	26	13
Rate review	59	24	17
Require easy-to-understand plan summaries	58	33	9
Guaranteed issue	58	31	11
Medicaid expansion	53	28	19
Increase Medicare payroll tax on upper income	52	29	19
Health plan decision appeals	51	29	20
Gradually close Medicare "doughnut hole"	51	27	22
Increase Medicare premiums for higher income	49	33	17
Medical loss ratio	38	42	20
No cost sharing for preventative services	36	50	14

Note: Items asked of separate half samples. Response wording abbreviated. See Topline: <http://www.kff.org/kaiserpolls/8259.cfm> for complete wording.
Source: Kaiser Family Foundation Health Tracking Poll (conducted November 10-15, 2011)



SLIDE 8

Awareness of Elements Not Included in the ACA by Party

I'm going to read you a list of specific elements or parts of the law. For each, please tell me whether you think it is included in the health reform law, or not.

ELEMENTS THAT ARE <u>NOT</u> INCLUDED IN THE HEALTH REFORM LAW			
	Yes	No (correct answer)	Don't know
Create a new government run insurance plan to be offered along with private plans			
Total	56%	31%	13%
Democrats	55	31	13
Independents	62	30	8
Republicans	59	29	12
Allow a government panel to make decisions about end-of-life care for people on Medicare			
Total	35%	53%	12%
Democrats	24	58	17
Independents	38	57	5
Republicans	48	40	12

Note: Items asked of separate half samples.
Source: Kaiser Family Foundation Health Tracking Poll (conducted November 10-15, 2011)



SLIDE 9

Most Elements Of Health Reform Law Popular Among Majority Of Public

Next, I'm going to read you several elements of the health reform law. As I read each one, please tell me whether you feel very favorable, somewhat favorable, somewhat unfavorable, or very unfavorable about it.

	Very favorable	Somewhat favorable	Somewhat unfavorable	Very unfavorable
Require easy-to-understand plan summaries	60%	24%	6%	8%
Guaranteed issue	47	20	12	19
Gradually close Medicare "doughnut hole"	46	28	10	10
Tax credits to small businesses	45	35	9	7
Subsidy assistance to individuals	44	31	11	12
Health plan decision appeals	37	37	13	9
Employer mandate/penalty for large employers	35	28	13	22
Medicaid expansion	34	35	13	13
Medical loss ratio	34	26	15	19
No cost sharing for preventative services	33	31	19	12
Rate review	31	35	14	15
Increase Medicare payroll tax on upper income	30	29	17	20
Increase Medicare premiums for higher income	24	33	20	19
Basic benefits package, defined by government	24	29	15	27
Individual mandate/penalty	16	19	20	43

Note: Items asked of separate half samples. Response wording abbreviated. See Topline: <http://www.kff.org/kaiserpolls/8259.cfm> for complete wording. Don't know/Refused answers not shown.

Source: Kaiser Family Foundation Health Tracking Poll (conducted November 10-15, 2011)



SLIDE 10

Elements Of Health Reform Law Popular Across Parties

Percent who say they feel favorable about each of the following elements of the health law:

	Total	Dem	Ind	Rep
Require easy-to-understand plan summaries	84%	88%	87%	76%
Tax credits to small businesses	80	88	77	73
Subsidy assistance to individuals	75	88	76	51
Gradually close Medicare "doughnut hole"	74	86	73	63
Health plan decision appeals	74	82	70	70
Medicaid expansion	69	86	70	47
Guaranteed issue	67	81	63	57
Rate review	66	78	66	51
No cost sharing for preventative services	64	68	65	53
Employer mandate/penalty for large employers	63	79	59	39
Medical loss ratio	60	72	62	48
Increase Medicare payroll tax on upper income	59	81	61	28
Increase Medicare premiums for higher income	57	71	54	36
Basic benefits package, defined by government	53	73	49	31
Individual mandate/penalty	35	53	29	17

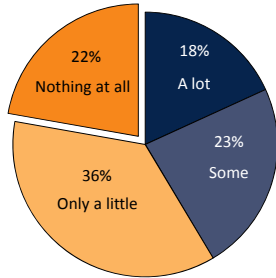
Note: Items asked of separate half samples. Response wording abbreviated. See Topline: <http://www.kff.org/kaiserpolls/8259.cfm> for complete wording.

Source: Kaiser Family Foundation Health Tracking Poll (conducted November 10-15, 2011)



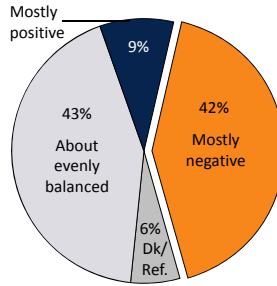
Assessments Of News Coverage Of ACA

During the past 30 days, how much have you personally seen, heard, or read in the news about the health reform law?



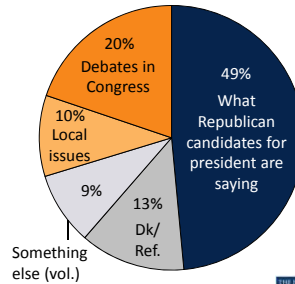
Among the 77% who have seen, heard, or read at least a little about the health reform law in the news:

Has the news coverage you've seen about the health reform law in the past 30 days been:



Among the 42% who say the coverage they have seen has been mostly negative (33% of the public overall):

Would you say that negative coverage was mostly related to what Republican candidates for president are saying about the law, the debates in Congress about repealing certain provisions of the law, coverage of local or state issues, or something else?

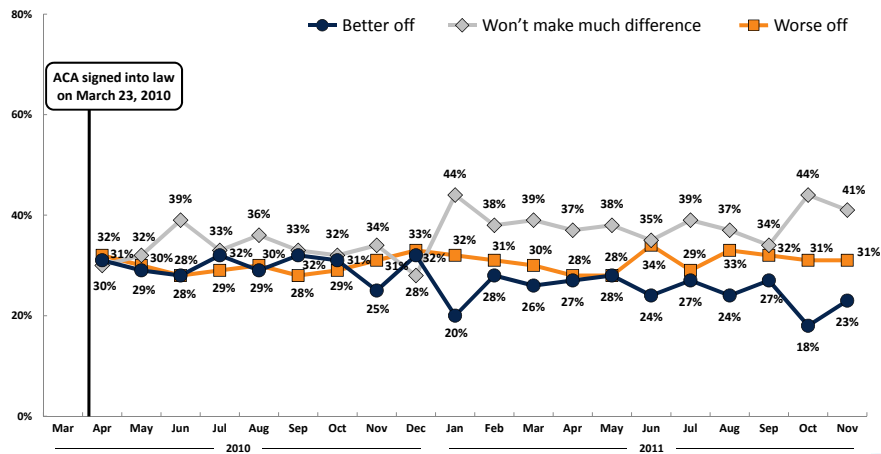


Source: Kaiser Family Foundation Health Tracking Poll (conducted November 10-15, 2011)



Trend In Perception Of Personal Impact Of Law

Do you think you and your family will be better off or worse off under the health reform law, or don't you think it will make much difference?

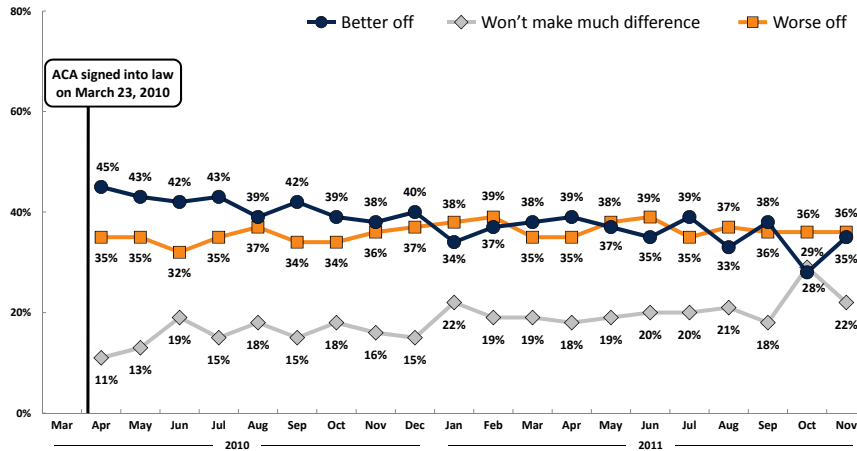


Note: Don't know/Refused answers not shown.
Source: Kaiser Family Foundation Health Tracking Polls



Trend In Perception Of Impact Of Law On Country As A Whole

Do you think the country as a whole will be better off or worse off under the health reform law, or don't you think it will make much difference?

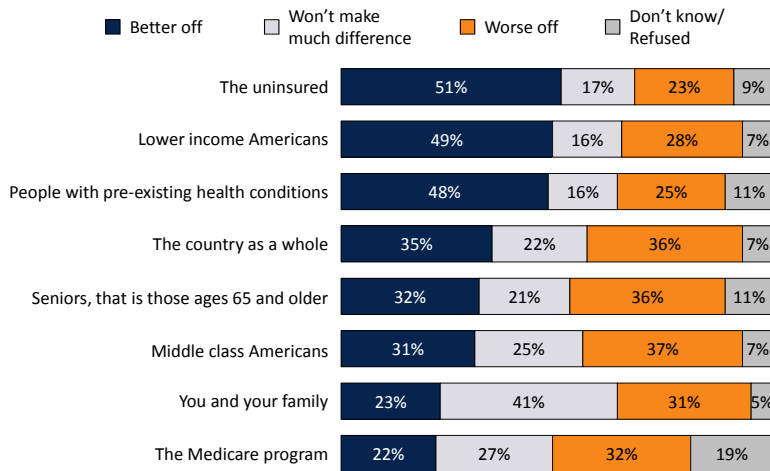


Note: Don't know/Refused answers not shown.
Source: Kaiser Family Foundation Health Tracking Polls



Uninsured, Low-Income, and People With Pre-Existing Conditions Seen As Most Likely To Benefit

Do you think each of the following will be better off or worse off under the health reform law, or don't you think it will make much difference?

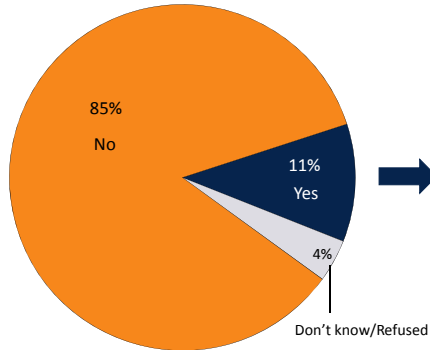


Source: Kaiser Family Foundation Health Tracking Poll (conducted November 10-15, 2011)



Better Access To Care Most Commonly Cited Benefit Of Law

So far, would you say you and your family have personally benefited from the health reform law, or not?



Among the 11% who say they have benefited from the health reform law: In what ways would you say you have benefited from the health reform law?

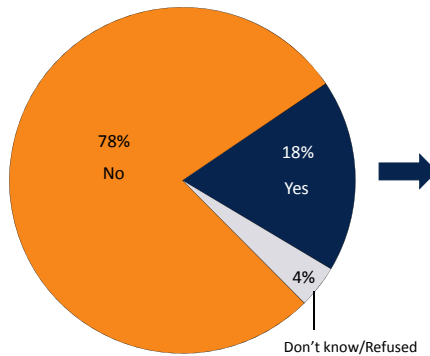
Benefit	Percent who mentioned
Access to health care	38%
Extension of dependent coverage	25
Lower health care costs	12
Help dealing with pre-existing conditions	9
My insurance is good/no changes	6
Help for seniors/close Medicare doughnut hole	6
Health reform will help in general	3

Note: Only responses of 3% or more shown for follow-up question. Other and Don't know/Refused answers not shown.
Source: Kaiser Family Foundation Health Tracking Poll (conducted November 10-15, 2011)



Cost Most Frequently Cited Negative Effect Of Law

So far, would you say you and your family have been negatively affected by the health reform law, or not?



Among the 18% who say they have been negatively affected by the health reform law: In what ways would you say you have been negatively affected by the health reform law?

Negative Effect	Percent who mentioned
Cost	60%
Cuts to benefits/fewer options	15
Unable to get/dropped by insurance	10
Bad for business/jobs	5
Bad for providers/providers have quit	4
Angry at process/government involvement	3
Harm to Medicare/seniors	3
Opposed to individual mandate	3

Note: Only responses of 3% or more shown for follow-up question. Other and Don't know/Refused answers not shown.
Source: Kaiser Family Foundation Health Tracking Poll (conducted November 10-15, 2011)



Methodology

This *Kaiser Health Tracking Poll* was designed and analyzed by public opinion researchers at the Kaiser Family Foundation led by Mollyann Brodie, Ph.D., including Liz Hamel, Sarah Cho, and Theresa Boston. The survey was conducted November 10 through November 15, 2011, among a nationally representative random sample of 1,209 adults ages 18 and older. Telephone interviews conducted by landline (704) and cell phone (505, including 285 who had no landline telephone) were carried out in English and Spanish by Princeton Survey Research Associates.

The margin of sampling error is plus or minus 3 percentage points. For results based on subgroups, the margin of sampling error may be higher. Note that sampling error is only one of many potential sources of error in this or any other public opinion poll.

“VOL” indicates that a response was volunteered by respondent, not an explicitly offered choice.

Due to rounding, percentages may not add to 100.

For full question wording, please see the topline questionnaire: <http://www.kff.org/kaiserpolls/8259.cfm>



The Henry J. Kaiser Family Foundation

Headquarters
2400 Sand Hill Road
Menlo Park, CA 94025
Phone: (650) 854-9400 Fax: (650) 854-4800

Washington Offices and
Barbara Jordan Conference Center
1330 G Street, NW
Washington, DC 20005
Phone: (202) 347-5270 Fax: (202) 347-5274

www.kff.org

This publication (#8259-C) is available on the
Kaiser Family Foundation website at www.kff.org.

*The Kaiser Family Foundation, a leader in health policy analysis, health journalism and communication, is dedicated to filling the need for trusted, independent information on the major health issues facing our nation and its people.
The Foundation is a non-profit private operating foundation, based in Menlo Park, California.*