

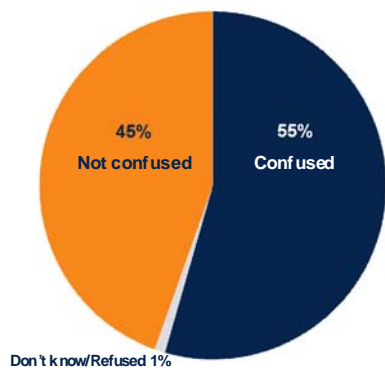
*Kaiser's first health tracking survey since the enactment of the Patient Protection and Affordability Act finds a public both highly aware of the law's passage and confused about the ways upcoming changes will affect them personally. Majorities are aware of most of the major provisions of the new law, even as just over half say they don't yet have enough information to judge its overall impact on them. In general, views of the law and its potential benefits remain much as they were at the time of passage, with the public divided on the merits of the measure as a whole. Provisions that are set to be implemented this year, however, are decidedly more popular, most on a bipartisan basis. Americans are getting information about the new law from a variety of sources, but cable news tops the list of people's "most important" information sources.*

## What people know

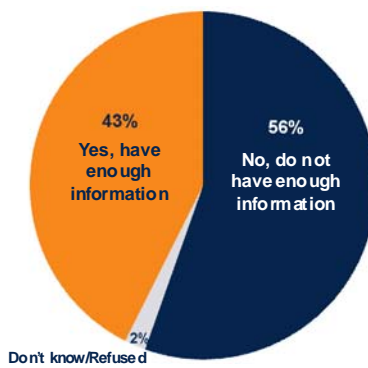
The April survey, fielded roughly two weeks after health reform was signed into law, suggests that while most Americans are aware of the law's passage there is still a significant public learning curve when it comes to understanding how it might impact their own lives. Overall, fully eight in ten Americans (81 percent) report knowing that health reform legislation has been signed into law by President Obama. But more than half (56 percent) say they don't yet have enough information to understand how it will impact them personally and 55 percent are confused about the law.

## Enough Information?

Please tell me if "confused" does or does not describe your feelings about the health reform law.



Do you feel you have enough information about the health reform law to understand how it will impact you personally, or not?



To measure reported familiarity with the specifics of the new law, the survey asked Americans whether or not they thought 16 different provisions were included in the final law. Overall, the results suggest there is a good deal of familiarity with some of these specifics, both those seen as benefits and those seen as imposing sacrifice, even as most people may not understand the personal relevance of each or the timing of their implementation.

Topping the list, about seven in ten recognized that premium

subsidies, an individual mandate, and the ability to keep grown children on parents' plans for a longer period of time were included in the new law. Roughly two in three were aware that the law included tax credits for small business, an expansion of Medicaid, and help for those with pre-existing conditions. Two in three also know that Medicare taxes will rise for some higher income Americans.

## Familiarity with Elements of the Legislation

% who recognize element is included in reform law

Provide subsidies to low and moderate income Americans	75%
Individual mandate	71
Allow children to stay on their parents' insurance plans until age 26	70
Provide tax credits to small businesses that offer coverage to their employees	66
Increase the Medicare payroll tax for high income Americans	66
Prohibit insurers from denying coverage because of health status	64
Expand the existing Medicaid program to cover more lower-income adults	64
Create a high-risk pool in the short term for those unable to get coverage because of pre-existing conditions	64
Create health insurance exchanges	62
Employer penalties	61
Limit future increases in Medicare payments to certain types of health providers	59
Impose a tax in 2018 on insurers who offer the most expensive health plans	58
Prohibit insurance companies from setting lifetime limits on coverage	56
Gradually close the Medicare prescription drug "doughnut hole"	56
Prohibit insurance companies from charging women higher premiums than men	43
Require insurance companies that are spending too little on health care vs. administrative costs and profits to provide rebates to customers	37

Note: Abbreviated wording. See topline for full wording.

passage did raise awareness of the Congressional Budget Office analysis suggesting the legislation would decrease the deficit over time: 25 percent now say so, up 10 percentage points from last month. Still, more Americans continue to believe either that the new law will raise the deficit (45 percent) or won't impact it either way (16 percent).

As far as you know, has the independent Congressional Budget Office which analyzes the cost of legislation said the health reform law will...

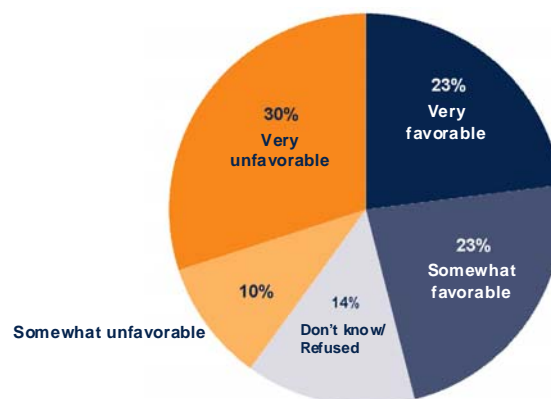
	04/10	03/10
Increase the deficit over the next 10 years	45	55
Decrease the deficit over the next 10 years	25	15
Is not expected to have much impact on the deficit	16	20
Don't know/Refused	13	10

### Views of law

The first KFF health tracking survey fielded since the bill's passage shows a public essentially still divided on the new law, with 46 percent viewing it favorably, 40 percent unfavorably and 14 percent remaining undecided. Overall, passage of the law does not seem to have materially affected Americans' basic views of whether it will benefit them personally or benefit the nation as a whole.

## Views of New Health Reform Law

Given what you know about the new health reform law, do you have a generally favorable or generally unfavorable opinion of it?



Opinion remains highly partisan. Roughly eight in ten Democrats favor the newly passed law (77 percent) while roughly eight in ten Republicans view it unfavorably (79 percent), both levels very similar to the final views on the bill before its passage in March. Political independents tilt against the reform law-- 46 percent compared to 37 percent in favor—while self-described moderates favor the law 55 percent to 31 percent. Meanwhile, those Americans who report they are registered to vote have a less favorable view of the law than those who are not registered.

<i>Views on health reform among political groups</i>	All	Reg. voters	Non-reg. voters	Dem	Ind	Rep	Liberal	Moderate	Conservative
<b>NET Favorable</b>	46%	44%	55%	77%	37%	12%	71%	55%	24%
<b>NET Unfavorable</b>	40	44	21	12	46	79	15	31	64
<b>Undecided</b>	14	12	24	10	18	9	14	14	12

### Provisions in 2010 widely popular

While opinion on the overall legislation may be divided, the survey suggests that the provisions which will be implemented in the short term are considerably more popular. Asked about eleven of the elements scheduled to start this year, most Americans held favorable views of each, and many were popular on a bipartisan basis. Overall, nearly nine in ten say they favor providing tax credits to businesses with under 25 workers that provide health insurance to workers, and eight in ten have favorable views of regulations that would end insurance company rescissions, mandate access to basic preventive care, and provide financial help to those seniors in the “doughnut hole.”

In most cases a majority of Republicans join most Democrats and independents in viewing the change favorably.

<b>Opinions on Some Early Provisions</b>		
	Total Favorable	Very Favorable
Provide tax credits to small businesses that offer coverage to their employees	86%	48%
Require that all new health plans provide coverage for basic preventive health care services without charging a co-payment	82	56
Make it harder for insurance companies to drop coverage when individual has major health problem	81	60
Provide a \$250 rebate to Medicare recipients who have hit the "doughnut hole"	78	48
Create a high-risk pool in the short term for those unable to get coverage because of pre-existing conditions	75	43
Allow children to stay on their parents' insurance plans until age 26	74	47
Prohibit insurance companies from denying coverage to kids with pre-existing conditions	71	52
Require insurance companies that are spending too little on health care vs. administrative costs and profits to provide rebates to customers	68	37
Prohibit insurance companies from setting lifetime limits on coverage	67	39
Begin reviews of health plan premium increases and require plans to justify those increases	65	33
Limit future increases in Medicare payments to certain types of health providers	57	23

## Opinions on Early Provisions: By Party ID

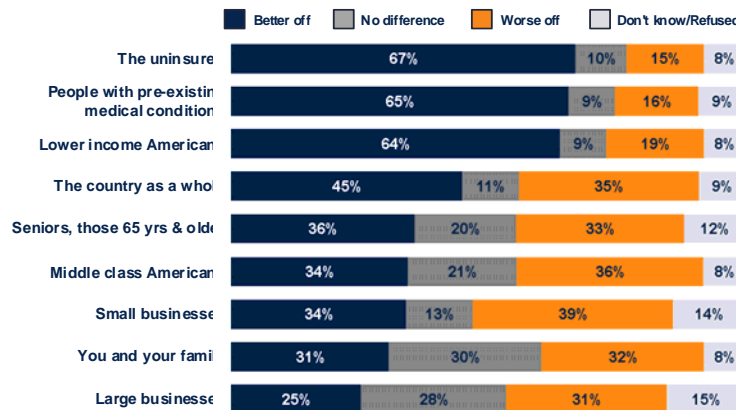
(shaded elements favored by majority in each party)	Rep	Dem	Indep
Tax credits to small businesses	84%	91%	85%
Make it harder for insurers to drop coverage when individual has major health problems	79	85	80
Requiring plans to offer preventive care with no cost-sharing	71	92	78
Rebate for seniors in the Medicare "doughnut hole"	66	90	74
Children on parents' plan until age 26	64	86	71
No coverage denials for children	61	79	68
Creating a temporary high-risk pool	60	88	73
Ban on lifetime spending limits	56	75	63
Rebate for over-spending on administrative costs/profits	52	78	66
Reviews of premium increases	50	80	60
Limit future increases in Medicare provider payments	40	70	51

### Divided views of personal impact

The public is divided in terms of whether they expect benefit or harm from the new law (31 percent think they will be better off, 32 percent worse off, and 30 percent don't expect to be affected), very similar to the numbers the Health Tracking Poll has registered throughout the final months of debate. Views of perceived personal impact track closely with partisan affiliation: fully two in three Republicans (65 percent) think they will be worse off under the new law, while only 7 percent think they'll be better off. On the flip side, 50 percent of Democrats think they will be better off, while only 8 percent think they'll be worse off.

## Which Groups Will Benefit?

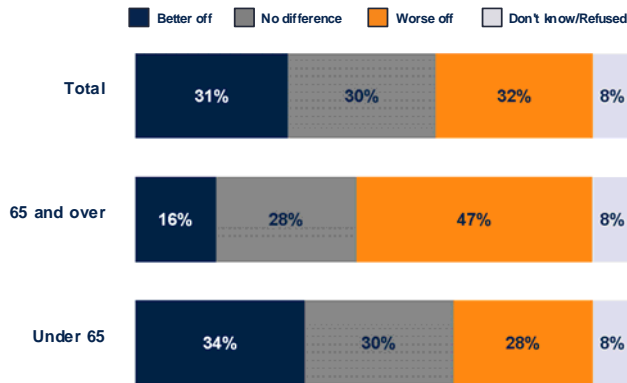
Do you think each of the following will be better or worse off under the new health reform law, or don't you think it will make much difference?



There is large variation in the groups Americans expect will benefit from the law. Topping the list, roughly two in three Americans say that they expect the uninsured, those with pre-existing medical conditions, and lower income Americans will do well. Significantly fewer think the middle class will benefit (34 percent). When it comes to small businesses, a third say they expect them to benefit, and fewer (25 percent) expect large businesses to profit from the law.

## Personal Impact of Health Reform Law: By Age

Do you think you and your family will be better or worse off under the new health reform law, or don't you think it will make much difference?



Meanwhile, seniors continue to be more skeptical when it comes to expected benefits versus expected harm. Just under half of seniors (47 percent) expect they will be worse off under the new law, compared to 28 percent of those under age 65.

### Confusion more widespread than anger

Although anger may get more air time, the only emotion shared by more than half of the public when it comes to the new health reform law is confusion. Overall, 55 percent say they are confused, a proportion that is currently somewhat higher

among those who feel unfavorably toward the law (61 percent) than among those who favor it (44 percent).

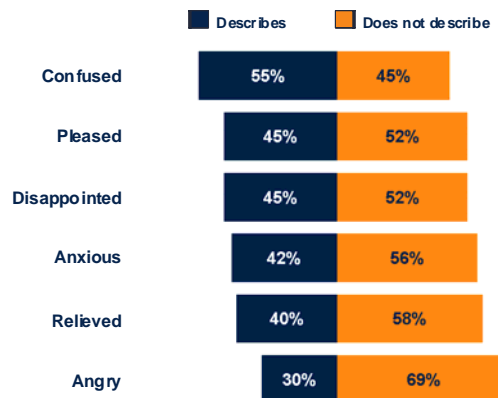
Anger is at the bottom of the list, but is still expressed by 30 percent of the public, including 16 percent who say they are "very angry." Anger is particularly high among those who expect their personal health care situations will deteriorate under the new law (70 percent), those who don't like the new law (63 percent) and Republicans (57 percent), three groups across whom there is a good deal of overlap.

Who is most likely to say they are angry?	% saying they are angry
Among ...	
All Americans	30%
Those who expect to be worse off under reform	70%
Those who feel unfavorably toward new law	63%
Republicans	57%
Conservatives	51%
Seniors	45%
Main source of info on law is cable TV	40%

Asked which aspect of health reform caused them to feel angry, that group divided into: 9 percent who didn't like the way the policymaking process worked, 7 percent who didn't like the final content of the law, and 12 percent who didn't approve of either.

## Emotional Reaction to Health Reform's Passage

Please tell me if each of the following does or does not describe your own feelings about the health reform law.

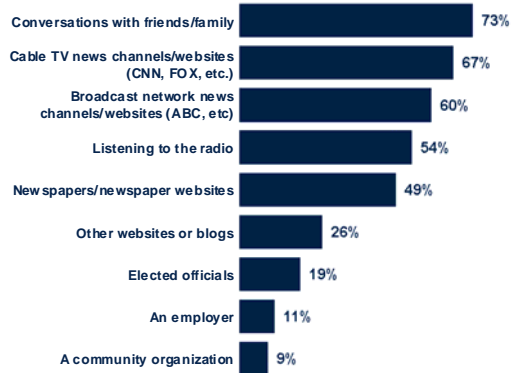


## The importance of cable news coverage

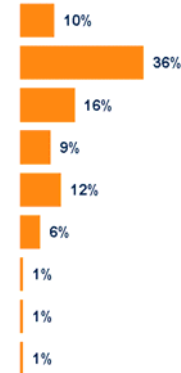
Marking the drastic change in the media environment since the last great debate over health care, cable news is currently the media option named most often as being most important to people's understanding of the new law. Overall, slightly more people report getting at least some information from talking with friends and family – 73 percent, compared to 67 percent who get at least some from cable news. But asked to choose their *most important* source of news and information about health reform, cable news is at the top – named by 36 percent – followed by network news (16 percent), newspapers (12 percent), friends and family, and the radio.

## Most Important Source of Information on Law

Percent who say they have gotten any information about the health reform law from each of the following:



Which would you say has been your most important source of information about the health reform law?\*



While cable TV ranked first as the most important source of news among Republicans, Democrats and independents alike, Republicans were most likely to name it (45 percent, compared to 30 percent for Democrats), while Democrats were twice as likely as Republicans and independents to say that their most important source of information is network news (23 percent versus 12 percent for the other two groups).

MOST IMPORTANT SOURCE OF NEWS & INFORMATION ABOUT THE HEALTH REFORM LAW							
	TOTAL	Dem	Ind	Rep	Lib	Mod	Cons
Cable TV news & their websites (CNN, Fox, MSNBC)	36	30	37	45	29	31	45
Network news & their websites (ABC, NBC, CBS)	16	23	12	12	12	21	14
Newspapers & their websites	12	16	12	9	21	13	9
Conversations with friends/family	10	8	13	9	8	11	10
Radio	9	11	8	9	10	11	8
Other websites/blogs	6	6	6	5	11	5	5
Elected officials	1	1	1	3	1	1	2
An employer	1	1	1	1	1	1	1
A community organization	1	*	1	1	1	*	1

Additional copies of this publication (#8067-F) are available on the Kaiser Family Foundation's website at [www.kff.org](http://www.kff.org).