

Chartpack

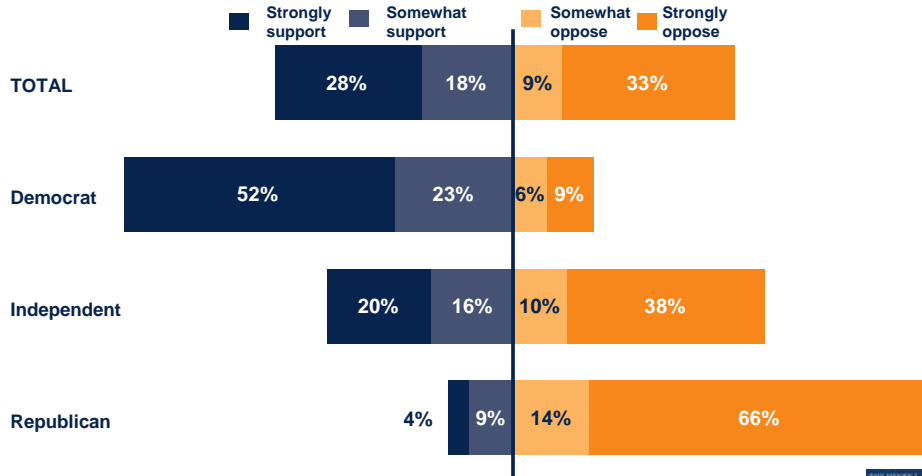
Kaiser Health Tracking Poll: March 2010

March 2010

CHART 1

Support/Oppose Current Reform Proposals

As of right now, do you generally support or generally oppose the health care proposals being discussed in Congress? Is that strongly or somewhat?



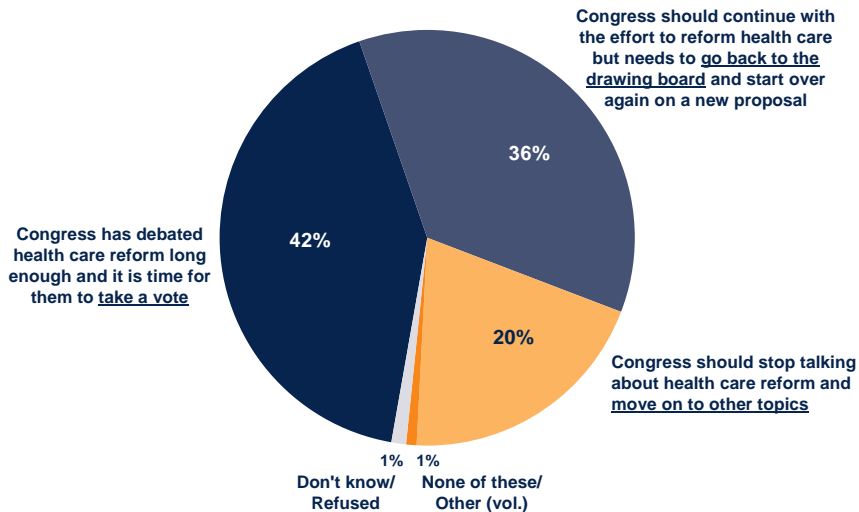
Note: "Depends on which proposal (vol.)" responses for total=3% and "Don't know/Refused" responses for total=9%. Not shown for party breaks.
Source: Kaiser Family Foundation *Health Tracking Poll* (conducted March 10-15, 2010)



CHART 2

Next Step for Health Reform

Which statement comes closer to your view?



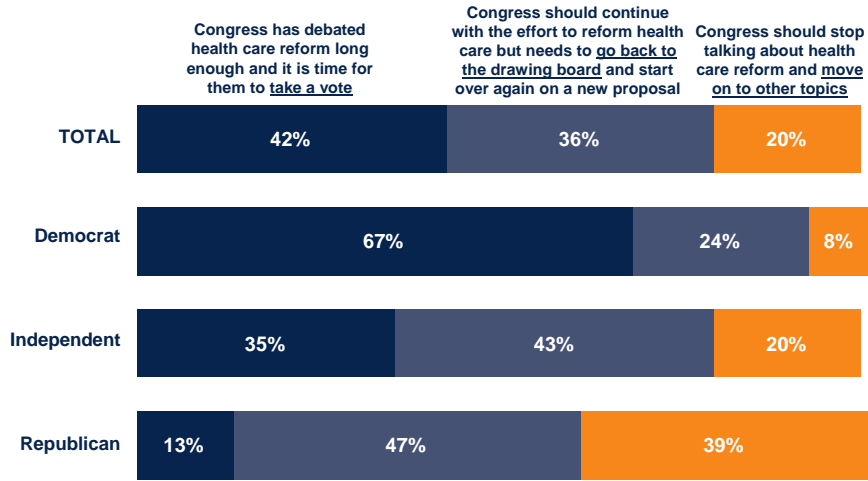
Source: Kaiser Family Foundation *Health Tracking Poll* (conducted March 10-15, 2010)



CHART 3

Next Step for Health Reform: by Party ID

Which statement comes closer to your view?



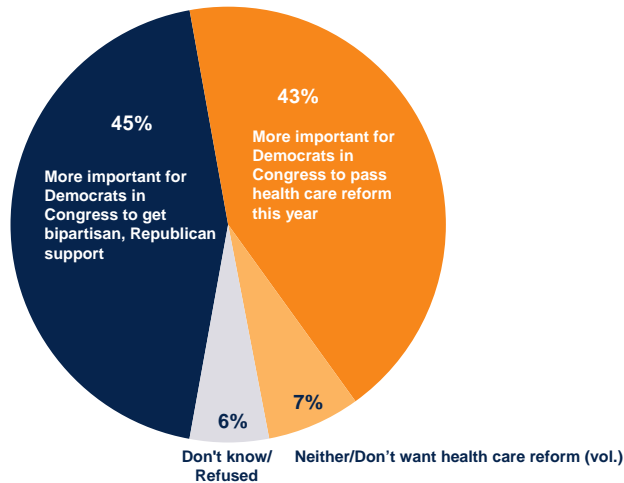
Note: "None of these/Other (vol.," and "Don't know/Refused" responses not shown.
Source: Kaiser Family Foundation *Health Tracking Poll* (conducted March 10-15, 2010)



CHART 4

Divided on Need for Bipartisan Buy-in

Would you say it is more important for the Democrats in Congress to pass health care reform this year, even if they can't get much Republican support, or more important to get bipartisan, Republican support, even if that delays or stops the health care reform process for this year?



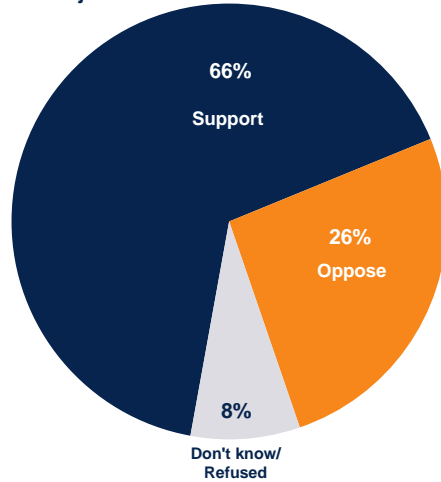
Source: Kaiser Family Foundation *Health Tracking Poll* (conducted March 10-15, 2010)



CHART 5

Government Regulation of Insurance Premiums

Would you support or oppose having the federal and state governments review and potentially reject some health insurance premium increases made by private insurers if they found those increases to be too high and not justified?



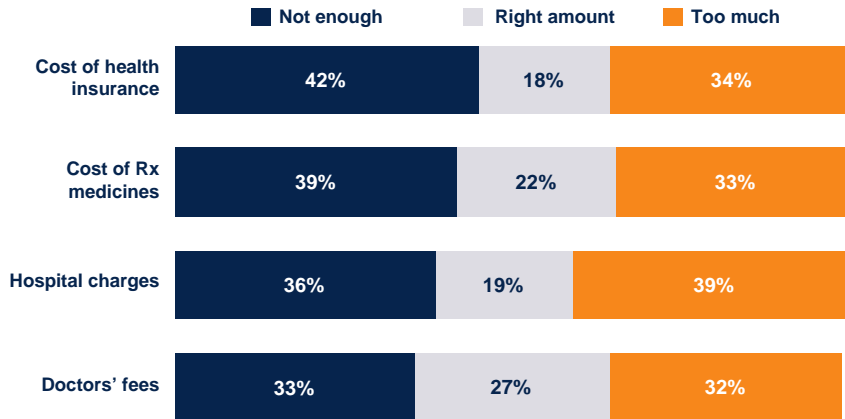
Source: Kaiser Family Foundation *Health Tracking Poll* (conducted March 10-15, 2010)



CHART 6

Government Regulation of Health Care Costs

Please tell me if you think there is currently too much, not enough, or about the right amount of government regulation in each of the following areas.



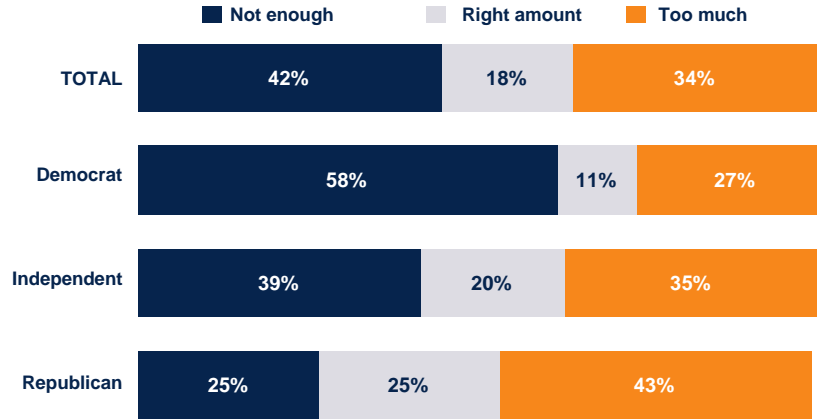
Note: "Don't know/Refused" responses not shown.
Source: Kaiser Family Foundation *Health Tracking Poll* (conducted March 10-15, 2010)



CHART 7

Regulation of Health Insurance Costs – by PartyID

Please tell me if you think there is currently too much, not enough, or about the right amount of government regulation of the cost of health insurance.



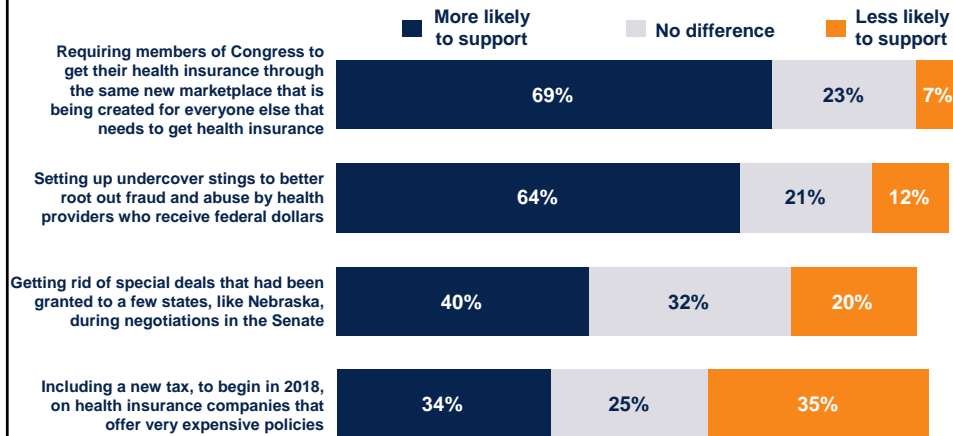
Note: "Don't know/Refused" responses not shown.
 Source: Kaiser Family Foundation *Health Tracking Poll* (conducted March 10-15, 2010)



CHART 8

Appeal of Proposed Changes

I'm going to read you some possible changes to the existing health care proposals. For each, please tell me whether it would make you more likely to support the legislation, less likely to support the it, or wouldn't make much difference either way.



Note: "Don't know/Refused" responses not shown.
 Source: Kaiser Family Foundation *Health Tracking Poll* (conducted March 10-15, 2010)



CHART 9

Appeal of Proposed Changes – by Party ID

I'm going to read you some possible changes to the existing health care proposals. For each, please tell me whether it would make you more likely to support the legislation, less likely to support it, or wouldn't make much difference either way.

	MORE LIKELY			LESS LIKELY		
	Dem	Ind	Rep	Dem	Ind	Rep
Requiring members of Congress to get their health insurance through the same new marketplace that is being created for everyone else that needs to get health insurance	75%	64%	66%	5%	6%	10%
Setting up undercover stings to better root out fraud and abuse by health providers who receive federal dollars	72	62	54	10	13	13
Getting rid of special deals that had been granted to a few states, like Nebraska, during negotiations in the Senate	47	39	31	18	17	27
Including a new tax, to begin in 2018, on health insurance companies that offer very expensive policies	50	29	19	23	37	49

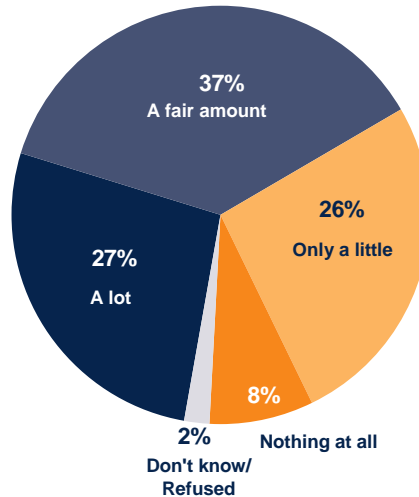
Note: "Wouldn't make much difference either way" and "Don't know/Refused" responses not shown
 Source: Kaiser Family Foundation *Health Tracking Poll* (conducted March 10-15, 2010)



CHART 10

Knowledge of Personal Impact of Reform

How much would you say you know about how the health care reform proposals being discussed in Congress would affect you and your family personally?



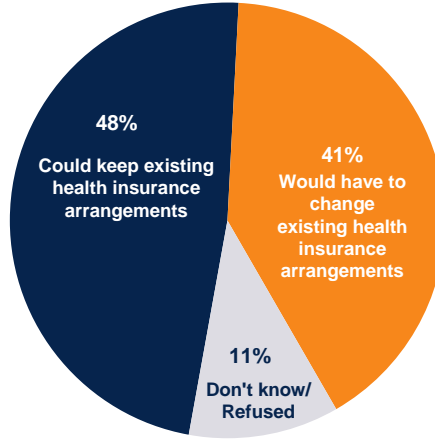
Source: Kaiser Family Foundation *Health Tracking Poll* (conducted March 10-15, 2010)



CHART 11

Will Health Reform Mean Change for Everyone?

As far as you know, if Congress and the president did pass a health care reform bill, would most people who currently get health insurance coverage through their employers keep their existing health insurance arrangements or would most people have to change their existing health insurance arrangements?



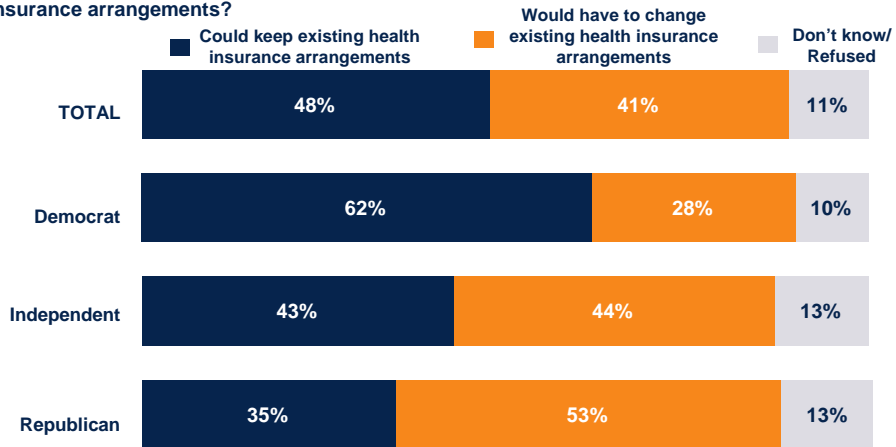
Source: Kaiser Family Foundation Health Tracking Poll (conducted March 10-15, 2010)



CHART 12

Will Proposals Require Change? By Party ID

As far as you know, if Congress and the president did pass a health care reform bill, would most people who currently get health insurance coverage through their employers keep their existing health insurance arrangements or would most people have to change their existing health insurance arrangements?



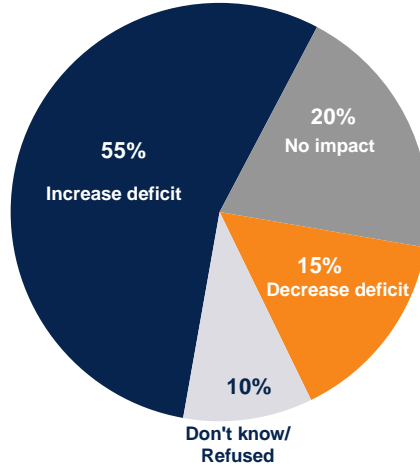
Source: Kaiser Family Foundation Health Tracking Poll (conducted March 10-15, 2010)



CHART 13

Perceived Impact on Deficit

As far as you know, has the independent Congressional Budget Office which analyzes the cost of legislation, said the health reform legislation currently being discussed in Congress will increase the federal budget deficit over the next ten years, decrease the deficit over the next ten years, or is it not expected to have much impact on the deficit?



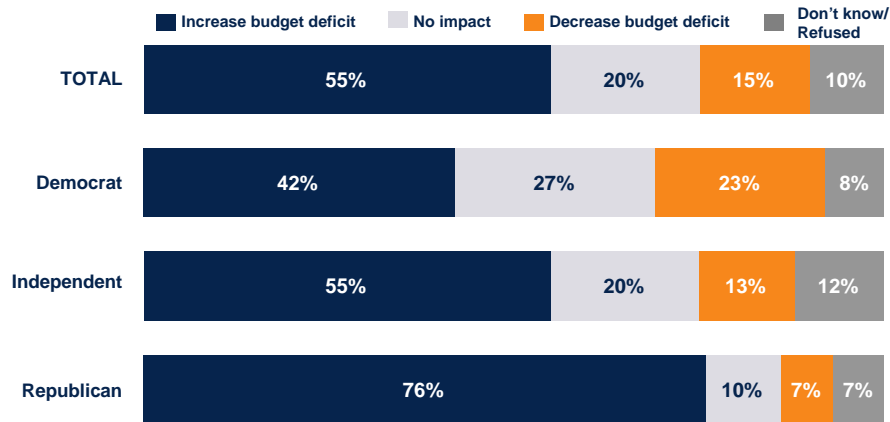
Source: Kaiser Family Foundation Health Tracking Poll (conducted March 10-15, 2010)



CHART 14

Effect on Deficit: Expectations by Party ID

As far as you know, has the independent Congressional Budget Office which analyzes the cost of legislation said the health reform legislation currently being discussed in Congress will increase the federal budget deficit over the next ten years, decrease the deficit over the next ten years, or is it not expected to have much impact on the deficit?



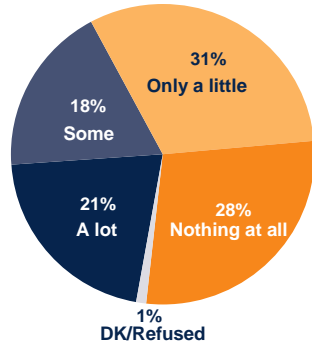
Source: Kaiser Family Foundation Health Tracking Poll (conducted March 10-15, 2010)



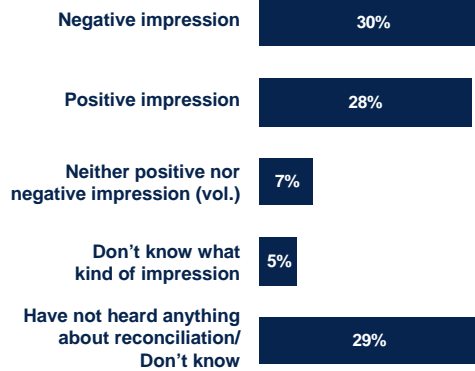
CHART 15

Knowledge and Perception About Reconciliation

How much have you heard about a legislative technique called budget reconciliation that might be used so that final changes to a single health care reform bill can be passed by a majority vote in both the House and the Senate?



Given what you've heard, would you say you have a positive or a negative impression of using reconciliation to aid in passing the legislation?



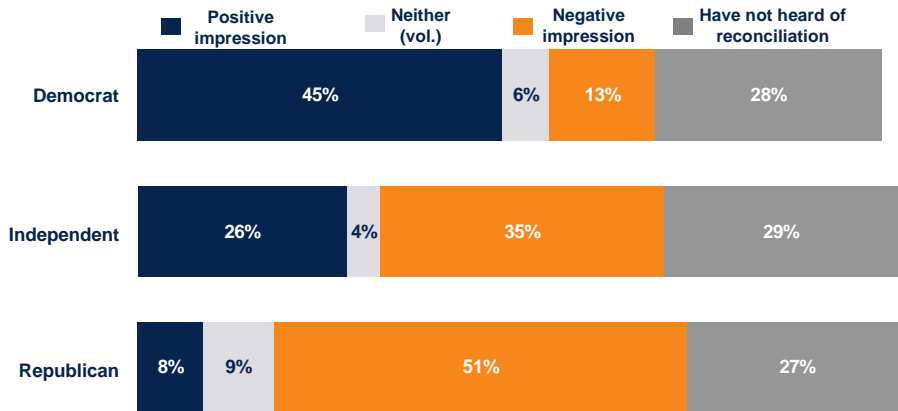
Source: Kaiser Family Foundation *Health Tracking Poll* (conducted March 10-15, 2010)



CHART 16

Partisan Perceptions of Reconciliation

How much have you heard about a legislative technique called budget reconciliation that might be used so that final changes to a single health care reform bill can be passed by a majority vote in both the House and the Senate? Given what you've heard, would you say you have a positive or a negative impression of using reconciliation to aid in passing the legislation?



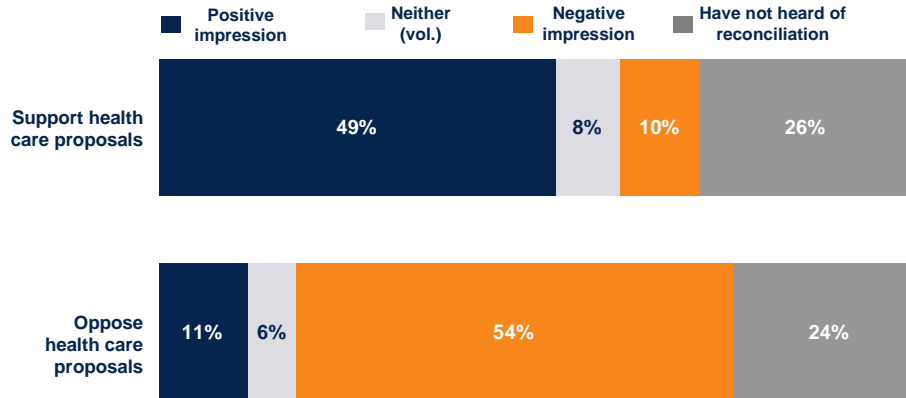
Note: "Don't know/Refused" responses not shown
Source: Kaiser Family Foundation *Health Tracking Poll* (conducted March 10-15, 2010)



CHART 17

Perception of Reconciliation Depends on Stance on Reform

How much have you heard about a legislative technique called budget reconciliation that might be used so that final changes to a single health care reform bill can be passed by a majority vote in both the House and the Senate? Given what you've heard, would you say you have a positive or a negative impression of using reconciliation to aid in passing the legislation?



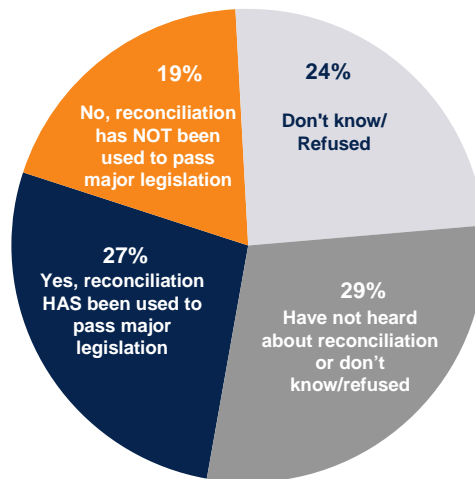
Note: "Don't know/Refused" responses not shown
Source: Kaiser Family Foundation *Health Tracking Poll* (conducted March 10-15, 2010)



CHART 18

Awareness of Prior Use of Reconciliation

As far as you know, has budget reconciliation ever been used to pass major legislation, or hasn't it been used for this purpose?



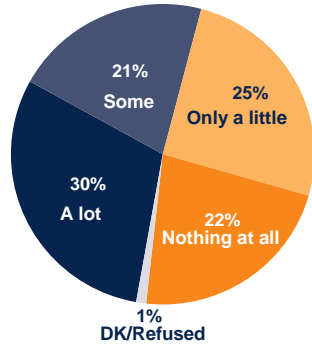
Source: Kaiser Family Foundation *Health Tracking Poll* (conducted March 10-15, 2010)



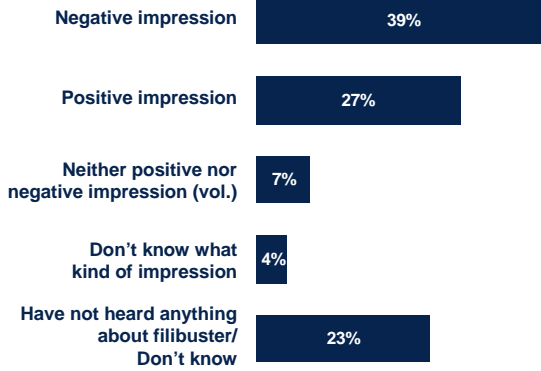
CHART 19

Knowledge and Perception About the Filibuster

How much have you heard about a legislative technique that might be used to stop the health care bill's passage in the Senate, called the filibuster?



Given what you've heard, would you say you have a positive or a negative impression of using the filibuster to stop the legislation from passing?



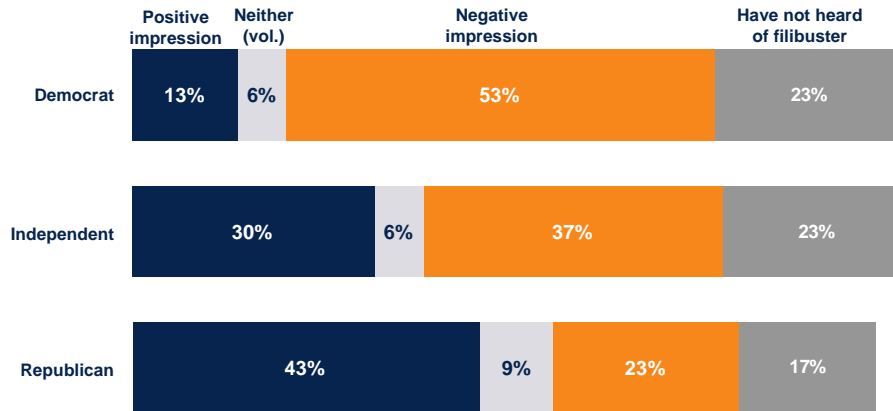
Source: Kaiser Family Foundation Health Tracking Poll (conducted March 10-15, 2010)



CHART 20

Partisan Perceptions of Filibuster

How much have you heard about a legislative technique that might be used to stop the health care bill's passage in the Senate, called the filibuster? Given what you've heard, would you say you have a positive or a negative impression of using the filibuster to stop the legislation from passing?



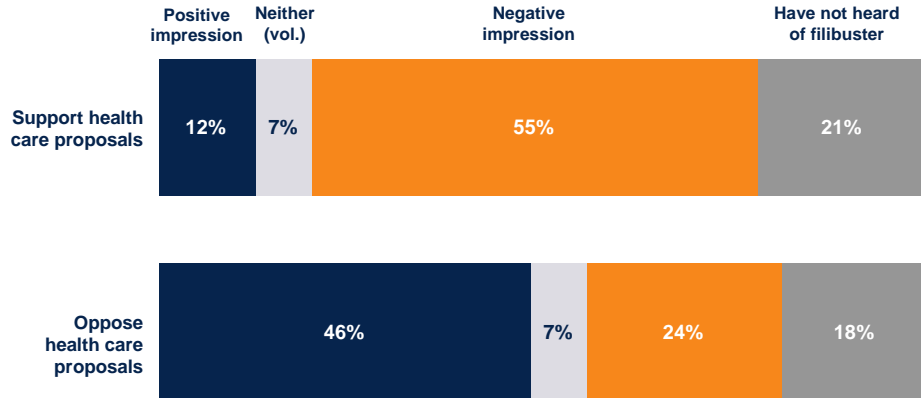
Note: "Don't know/Refused" responses not shown
 Source: Kaiser Family Foundation Health Tracking Poll (conducted March 10-15, 2010)



CHART 21

Perception of Filibuster Depends on Stance on Reform

How much have you heard about a legislative technique that might be used to stop the health care bill's passage in the Senate, called the filibuster? Given what you've heard, would you say you have a positive or a negative impression of using the filibuster to stop the legislation from passing?



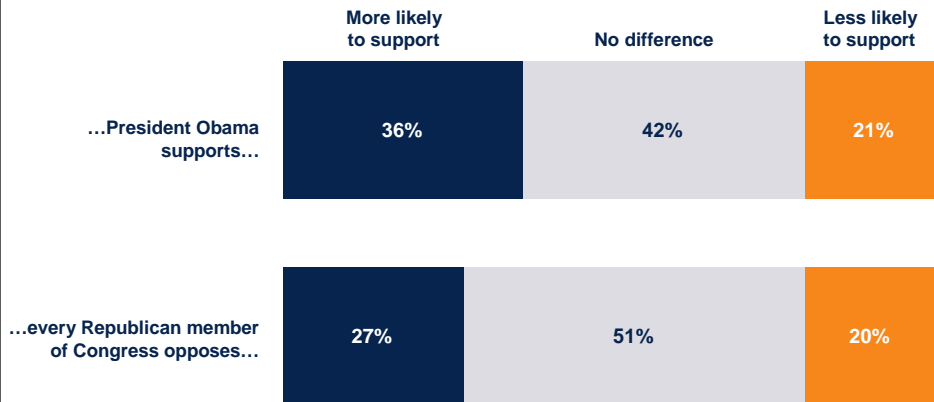
Note: "Don't know/Refused" responses not shown
 Source: Kaiser Family Foundation *Health Tracking Poll* (conducted March 10-15, 2010)



CHART 22

Obama's Support, GOP's Opposition

Does the fact that (INSERT) the current health care proposals make you more likely to support the legislation, less likely, or doesn't that make much difference either way?



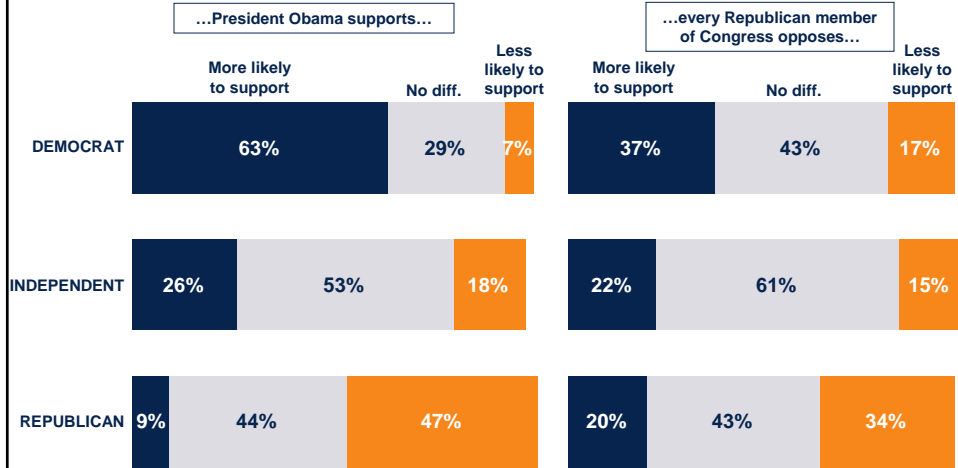
Note: "Don't know/Refused" responses not shown
 Source: Kaiser Family Foundation *Health Tracking Poll* (conducted March 10-15, 2010)



CHART 23

Independents Largely Unmoved by Leaders' Stance

Does the fact that (INSERT) the current health care proposals make you more likely to support the legislation, less likely, or doesn't that make much difference either way?



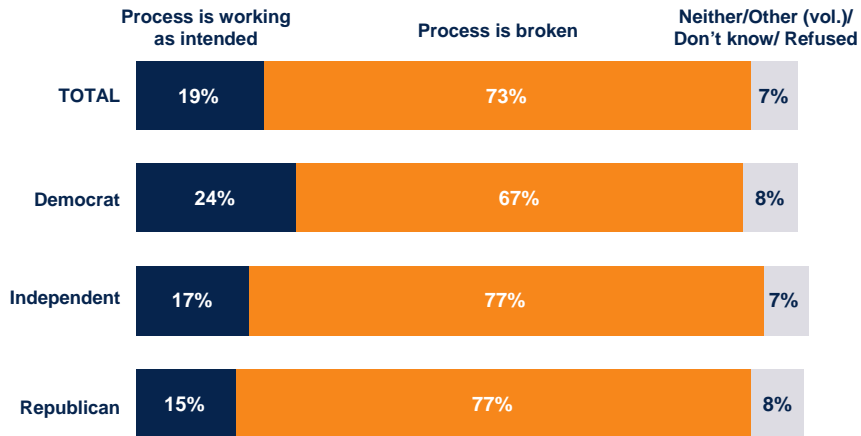
Note: "Don't know/Refused" responses not shown
 Source: Kaiser Family Foundation *Health Tracking Poll* (conducted March 10-15, 2010)



CHART 24

Most View Policymaking Process as Broken

Do you think the way the health care reform process has gone in Washington this year shows more that our policymaking process is working as intended, or more that our policymaking process is broken?



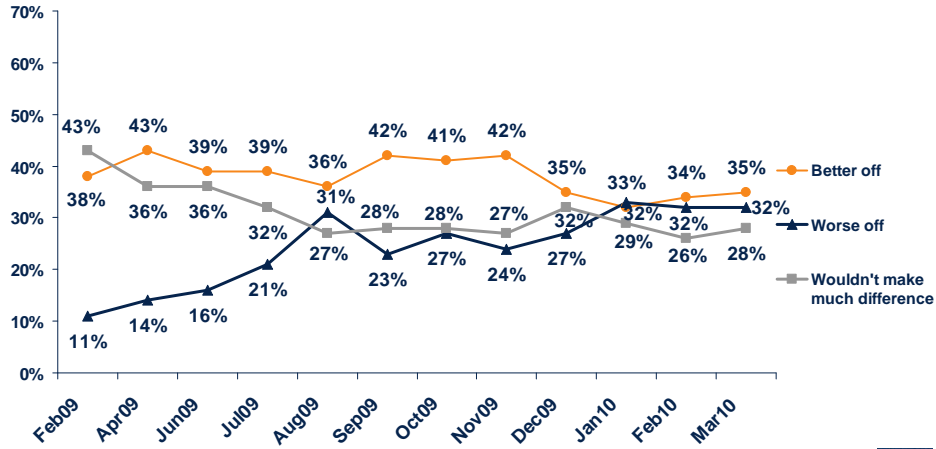
Source: Kaiser Family Foundation *Health Tracking Poll* (conducted March 10-15, 2010)



CHART 25

Impact on Own Family: Time Trend

Do you think you and your family would be better off or worse off if the president and Congress passed health care reform, or don't you think it would make much difference?



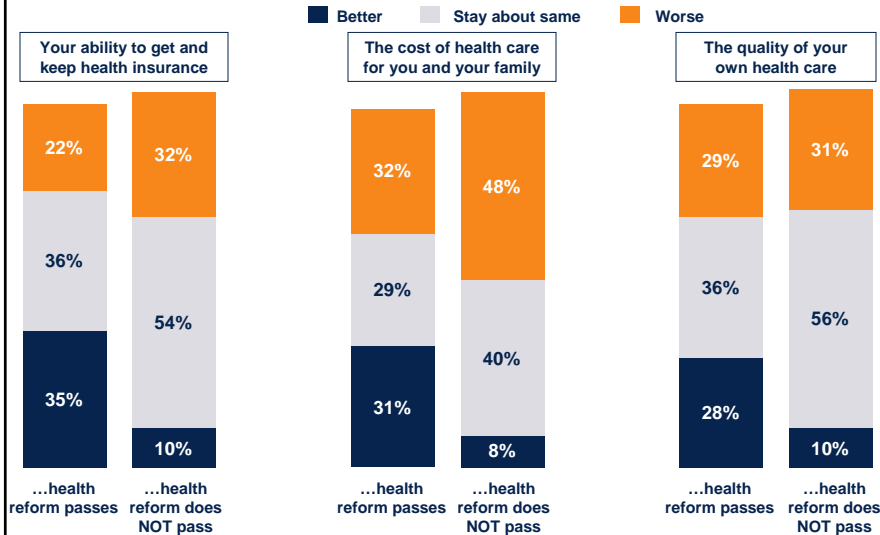
Note: Asked of half sample in Nov09. "Don't know/Refused" and "It depends (vol.);" responses not shown.
Sources: Kaiser Family Foundation Health Tracking polls



CHART 26

Personal Impact: Health Reform vs. No Reform

Do you think each of the following would get better or worse, or will it stay about the same if...



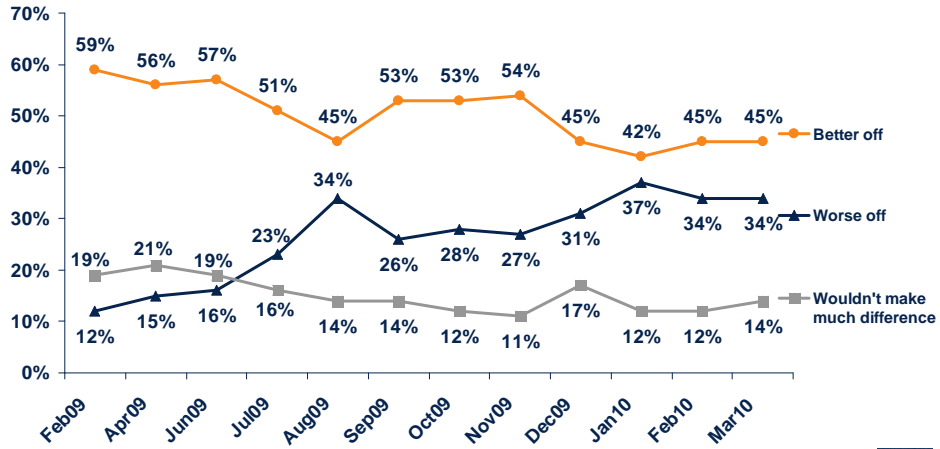
Note: "It depends (vol.);" and "Don't know/Refused" responses not shown.
Source: Kaiser Family Foundation Health Tracking Poll (conducted March 10-15, 2010)



CHART 27

Impact on Country: Time Trend

Do you think the country as a whole would be better off or worse off if the president and Congress passed health care reform, or don't you think it would make much difference?



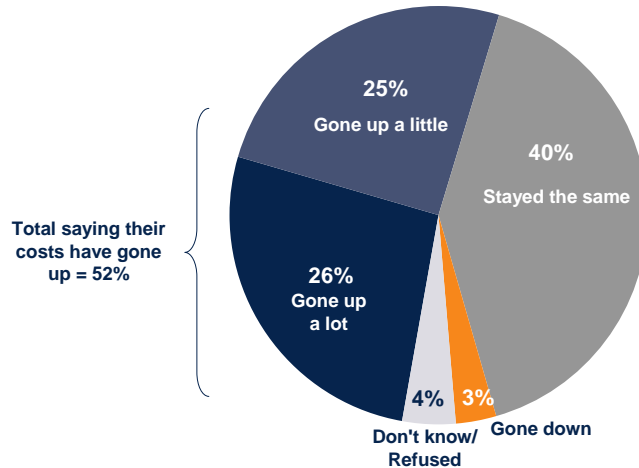
Note: Asked of half sample in Nov09. "Don't know/Refused" and "It depends (vol.," responses not shown.
Sources: Kaiser Family Foundation Health Tracking polls



CHART 28

Health Care Costs on the Rise

In the past year, has the total amount you pay for your family's health care, including the cost of insurance and any expenses not covered by insurance, gone up, gone down, or stayed about the same? (If costs went up:) Did your health care costs go up a lot, or just a little?



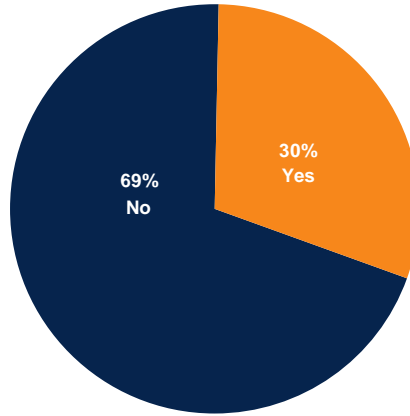
Source: Kaiser Family Foundation Health Tracking Poll (conducted March 10-15, 2010)



CHART 29

Problems Paying Medical Bills

In the past twelve months, did you or another family member in your household have any problems paying medical bills, or not?



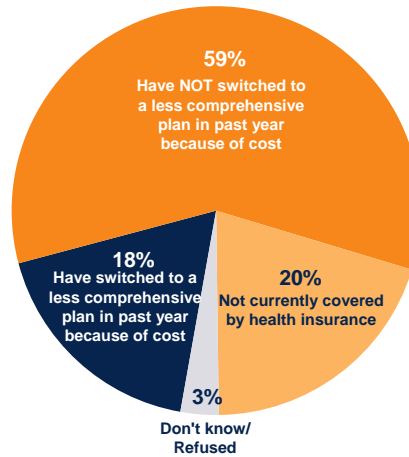
Source: Kaiser Family Foundation *Health Tracking Poll* (conducted March 10-15, 2010)



CHART 30

Switching Plans Due to Cost of Insurance

And in the past year, has the cost of your health plan ever caused you or your employer to have to switch to a less comprehensive health plan – for example, one that costs less but offers fewer benefits and requires you to pay more out of pocket for your health care before your insurance kicks in – or haven't you had to switch to a less comprehensive plan for cost reasons?



Source: Kaiser Family Foundation *Health Tracking Poll* (conducted March 10-15, 2010)

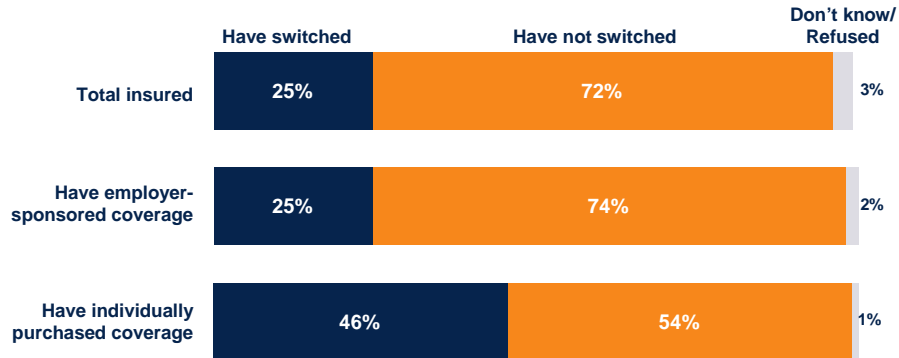


CHART 31

More Pressure for Self-insured to Switch Plans

AMONG THE NON-ELDERLY WHO CURRENTLY HAVE HEALTH INSURANCE:

And in the past year, has the cost of your health plan ever caused you or your employer to have to switch to a less comprehensive health plan – for example, one that costs less but offers fewer benefits and requires you to pay more out of pocket for your health care before your insurance kicks in – or haven't you had to switch to a less comprehensive plan for cost reasons?



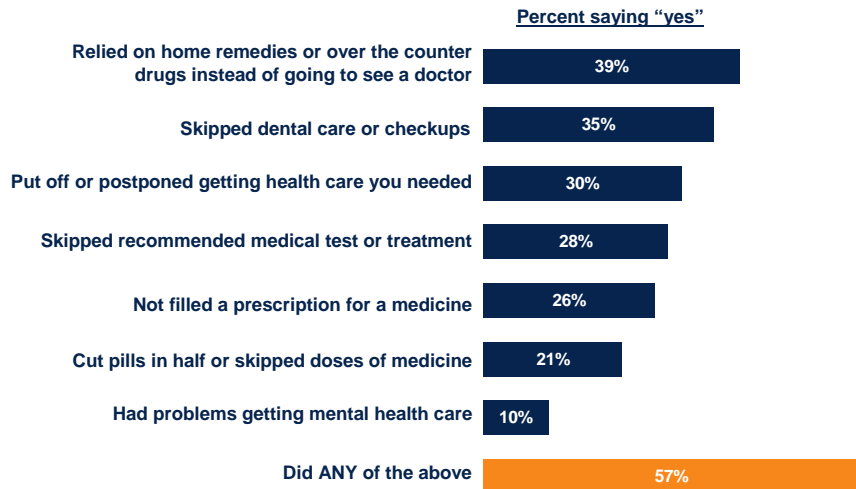
Note: Data shown for those under age 65 who say they are currently covered by health insurance
 Source: Kaiser Family Foundation *Health Tracking Poll* (conducted March 10-15, 2010)



CHART 32

Putting Off Care Because of Cost

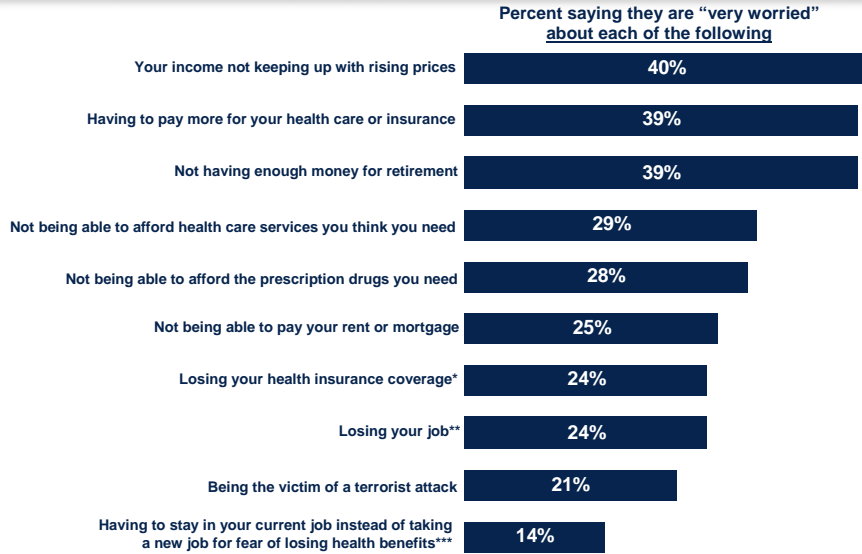
In the past 12 months, have you or another family member living in your household... because of the cost, or not?



Source: Kaiser Family Foundation *Health Tracking Poll* (conducted March 10-15, 2010)




Health Care Worries Feature High on List



*Based on those with health insurance coverage. ** Based on employed. *** Based on those who are employed with health insurance.
 Source: Kaiser Family Foundation *Health Tracking Poll* (conducted March 10-15, 2010)





The Henry J. Kaiser Family Foundation

Headquarters
2400 Sand Hill Road
Menlo Park, CA 94025
Phone: (650) 854-9400 Fax: (650) 854-4800

Washington Offices and
Barbara Jordan Conference Center
1330 G Street, NW
Washington, DC 20005
Phone: (202) 347-5270 Fax: (202) 347-5274

www.kff.org

This publication (#8058-C) is available on the
Kaiser Family Foundation website at www.kff.org.

The Kaiser Family Foundation is a non-profit private operating foundation, based in Menlo Park, California, dedicated to producing and communicating the best possible analysis and information on health issues.